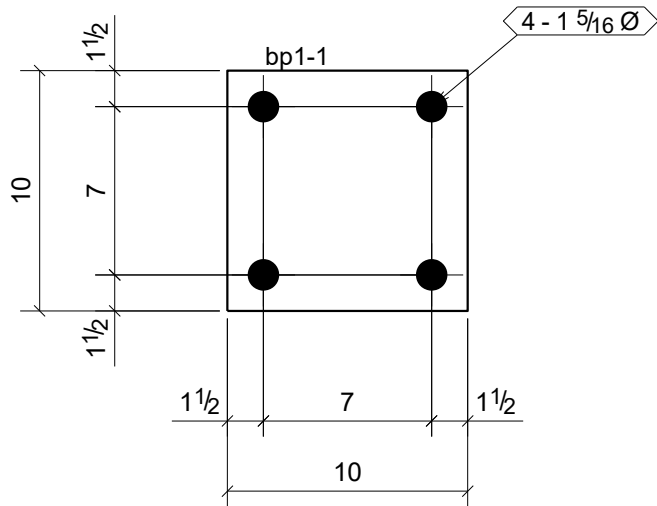
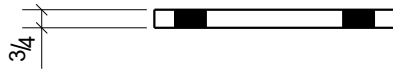


6	HR1
4	HR2
5	HR5
4	HR8
5	HR9
4	HR10
6	HR11
5	HR12
4	HR13
5	HR14
1	HR17
Qty.	In Assembly

bp-1	FL1/2"X8"	A36	49	0'-8"	144	9
MARK	SIZE	GRADE	QTY.	LENGTH	AREA	WEIGHT
MATERIAL LIST FOR WORKSHOP					TOTALS	7056
						445ft

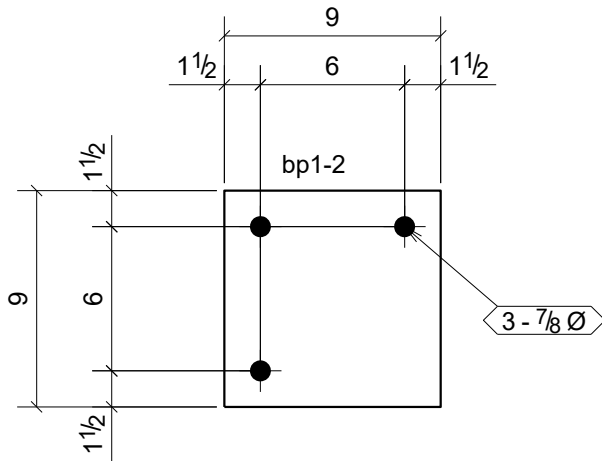
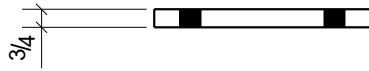
Tekla structure	.	DRAWING No.		bp-1		
		JOB No.	BLVD	DESCRIPTION	PART DRAWIN	
		DRAWN BY		REVISION No.		
		DATE DRAWN	11/24/2015	REVISION DATE		



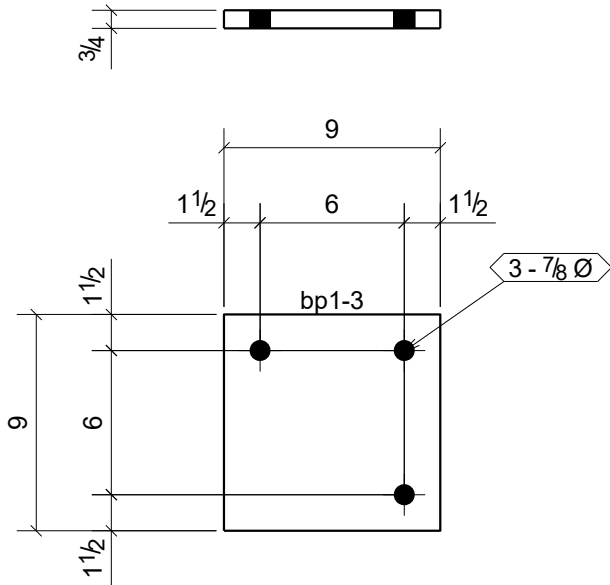
1	C3
1	C5
Qty.	In Assembly

bp1-1	FL3/4"X10"	A36	2	0'-10"	230	21
MARK	SIZE	GRADE	QTY.	LENGTH	AREA	WEIGHT
MATERIAL LIST FOR WORKSHOP					TOTALS	460 <sup>2</sup> 43ft

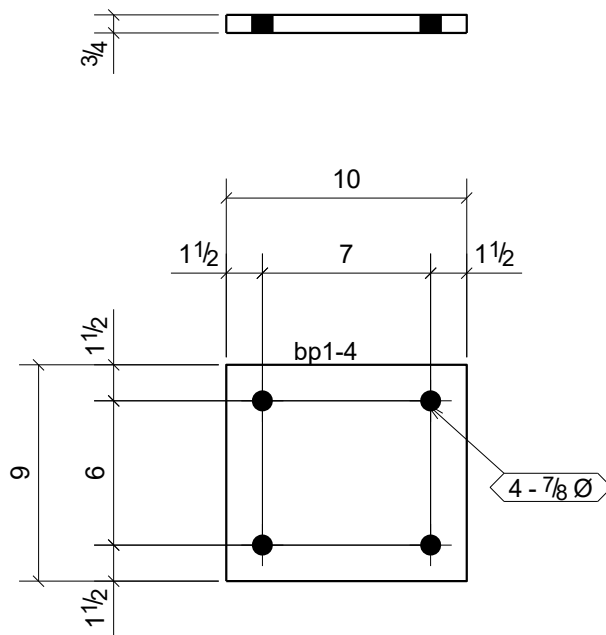
Tekla structure	.	DRAWING No.		bp1-1		
		JOB No.	BLVD	DESCRIPTION	PART DRAWIN	
		DRAWN BY		REVISION No.	1	
		DATE DRAWN	11/24/2015	REVISION DATE	08/FEB/201	



						1	C2
						Qty.	In Assembly
bp1-2	FL3/4"X9"	A36	1	0'-9"	189	17	
MARK	SIZE	GRADE	QTY.	LENGTH	AREA	WEIGHT	
MATERIAL LIST FOR WORKSHOP					TOTALS	189	17
Tekla structure			DRAWING No. bp1-2				
			JOB No.	BLVD	DESCRIPTION	PART DRAWIN	
			DRAWN BY		REVISION No.	1	
			DATE DRAWN	01/21/2016	REVISION DATE	08/FEB/201	



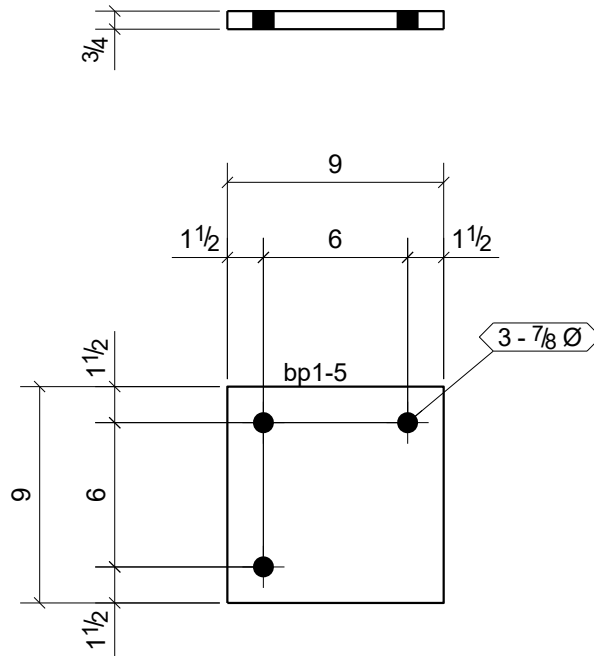
						1	C8
						Qty.	In Assembly
bp1-3	FL3/4"X9"	A36	1	0'-9"	189	17	
MARK	SIZE	GRADE	QTY.	LENGTH	AREA	WEIGHT	
MATERIAL LIST FOR WORKSHOP					TOTALS	189	17
Tekla structure			DRAWING No. bp1-3				
.			JOB No.	BLVD	DESCRIPTION	PART DRAWIN	
0			DRAWN BY		REVISION No.	1	
0			DATE DRAWN	01/27/2016	REVISION DATE	08/FEB/201	



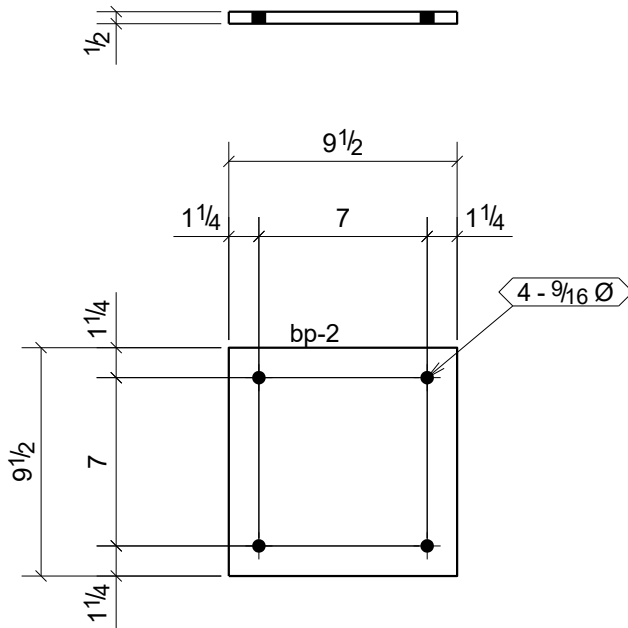
1	C4
1	C6
1	C7
Qty.	In Assembly

bp1-4	FL3/4"X9"	A36	3	0'-10"	209	19
MARK	SIZE	GRADE	QTY.	LENGTH	AREA	WEIGHT
MATERIAL LIST FOR WORKSHOP					TOTALS	
					626	57ft

Tekla structure	.	DRAWING No.		bp1-4		
		JOB No.	BLVD	DESCRIPTION	PART DRAWIN	
		DRAWN BY		REVISION No.	1	
		DATE DRAWN	01/27/2016	REVISION DATE	08/FEB/201	



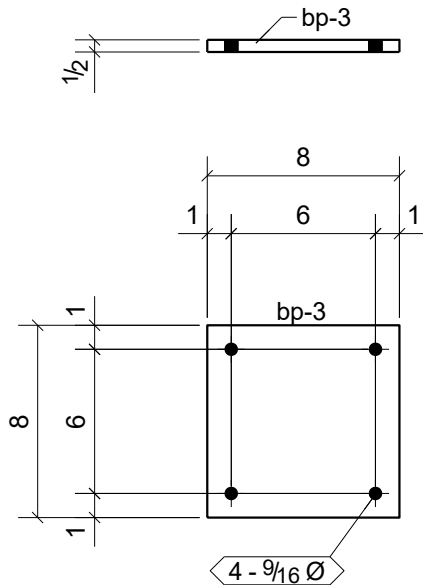
						1	C1
						Qty.	In Assembly
bp1-5	FL3/4"X9"	A36	1	0'-9"	189	17	
MARK	SIZE	GRADE	QTY.	LENGTH	AREA	WEIGHT	
MATERIAL LIST FOR WORKSHOP					TOTALS	189	17
Tekla structure			DRAWING No.		bp1-5		
			JOB No.	BLVD	DESCRIPTION	PART DRAWIN	
			DRAWN BY		REVISION No.	1	
			DATE DRAWN	01/29/2016	REVISION DATE	08/FEB/201	



2	SC1
2	SC16
Qty.	In Assembly

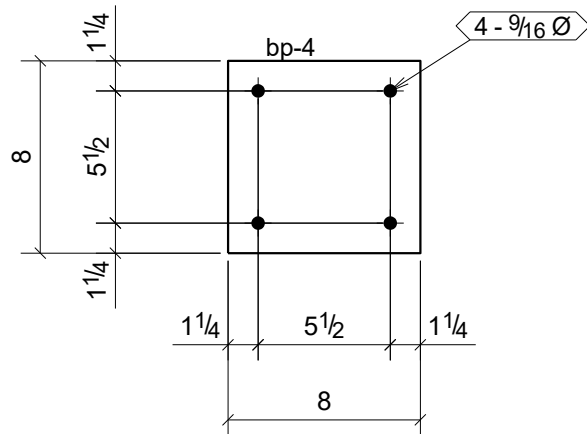
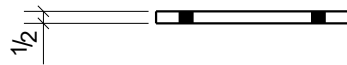
bp-2	FL1/2"X9 1/2"	A36	4	0'-9 1/2"	199	13
MARK	SIZE	GRADE	QTY.	LENGTH	AREA	WEIGHT
MATERIAL LIST FOR WORKSHOP					TOTALS	798
						51ft

Tekla structure	.	DRAWING No.		bp-2		
		JOB No.	BLVD	DESCRIPTION	PART DRAWIN	
		DRAWN BY		REVISION No.		
		DATE DRAWN	11/24/2015	REVISION DATE		



						2	SC11
						Qty.	In Assembly
bp-3	FL1/2"X8"	A36	2	0'-8"	144	9	
MARK	SIZE	GRADE	QTY.	LENGTH	AREA	WEIGHT	
MATERIAL LIST FOR WORKSHOP					TOTALS	288	180
Tekla structure				DRAWING No.	bp-3		
				JOB No.	BLVD	DESCRIPTION	PART DRAWIN
				DRAWN BY		REVISION No.	0
				DATE DRAWN	02/03/2016	REVISION DATE	08/FEB/201

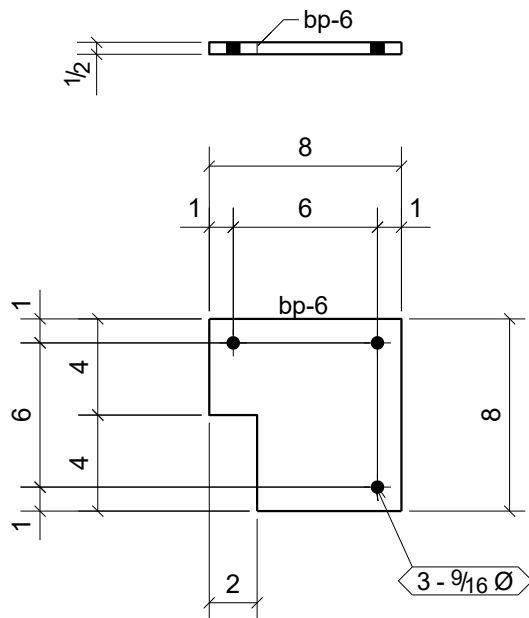




1	SC1
2	SC3
6	SC12
3	SC14
1	SC16
Qty.	In Assembly

bp-4	FL1/2"X8"	A36	13	0'-8"	144	9
MARK	SIZE	GRADE	QTY.	LENGTH	AREA	WEIGHT
MATERIAL LIST FOR WORKSHOP					TOTALS	187 1/2

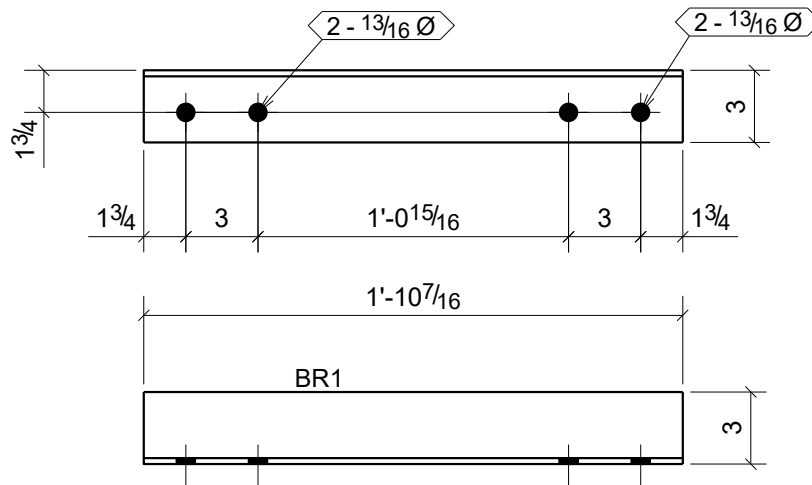
Tekla structure	.	DRAWING No.		bp-4		
		JOB No.	BLVD	DESCRIPTION	PART DRAWIN	
		DRAWN BY		REVISION No.		
		DATE DRAWN	02/09/2016	REVISION DATE		



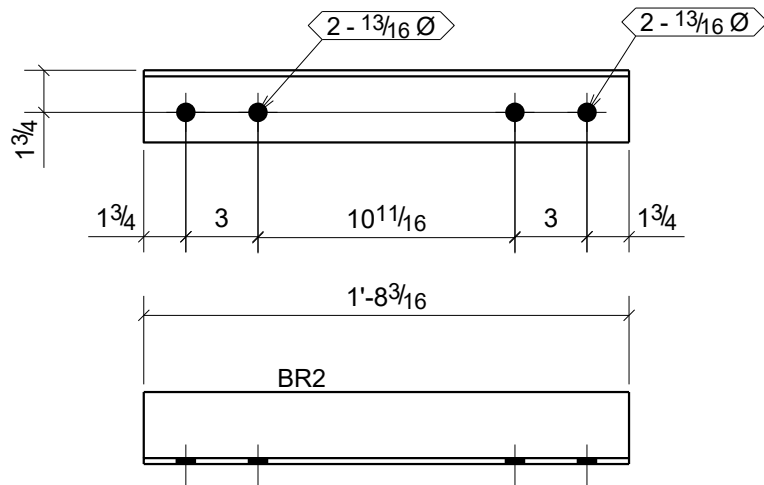
1	SC8
1	SC10
Qty.	In Assembly

bp-6	FL1/2"X8"	A36	2	0'-8"	128	8
MARK	SIZE	GRADE	QTY.	LENGTH	AREA	WEIGHT
MATERIAL LIST FOR WORKSHOP					TOTALS	256 <sup>2</sup>
						160ft

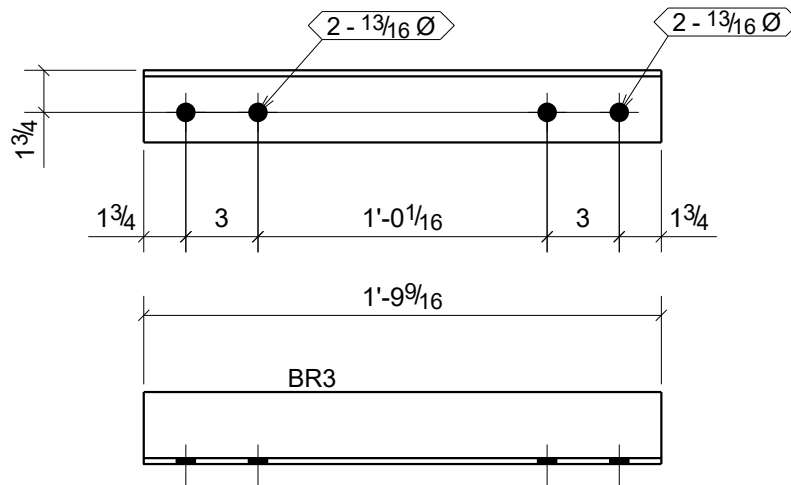
Tekla structure	.	DRAWING No.		bp-6		
		JOB No.	BLVD	DESCRIPTION	PART DRAWIN	
		DRAWN BY		REVISION No.	0	
		DATE DRAWN	02/03/2016	REVISION DATE	08/FEB/201	



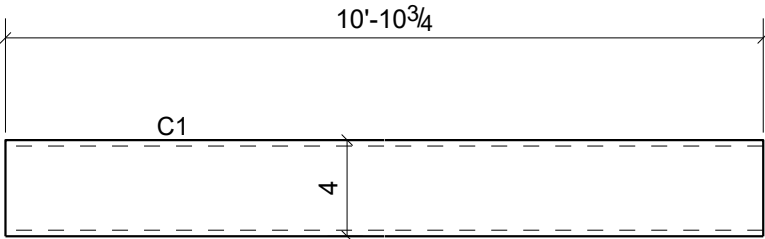
						8	BR1
						Qty.	In Assembly
BR1	L3X3X1/4	A36	8	1'-10 7/16"	272	9	
MARK	SIZE	GRADE	QTY.	LENGTH	AREA	WEIGHT	
MATERIAL LIST FOR WORKSHOP					TOTALS	2176 <sup>2</sup>	750ft
Tekla structure				DRAWING No.	BR1		
				JOB No.	BLVD	DESCRIPTION	PART DRAWIN
				DRAWN BY		REVISION No.	1
				DATE DRAWN	01/29/2016	REVISION DATE	08/FEB/201



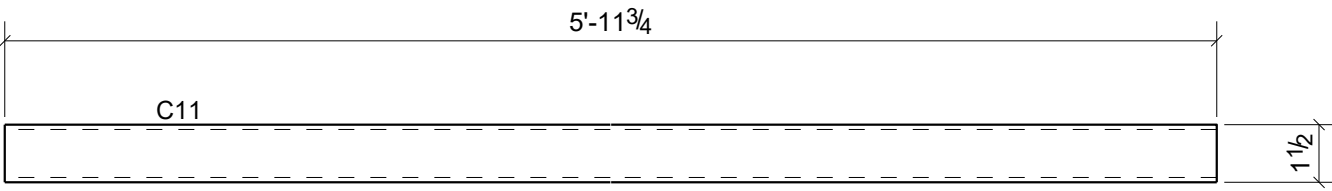
						4	BR2
						Qty.	In Assembly
BR2	L3X3X1/4	A36	4	1'-8 3/16"	245	8	
MARK	SIZE	GRADE	QTY.	LENGTH	AREA	WEIGHT	
MATERIAL LIST FOR WORKSHOP					TOTALS	981 <sup>2</sup>	33ft
Tekla structure				DRAWING No.	BR2		
				JOB No.	BLVD	DESCRIPTION	PART DRAWIN
				DRAWN BY		REVISION No.	1
				DATE DRAWN	01/29/2016	REVISION DATE	08/FEB/201



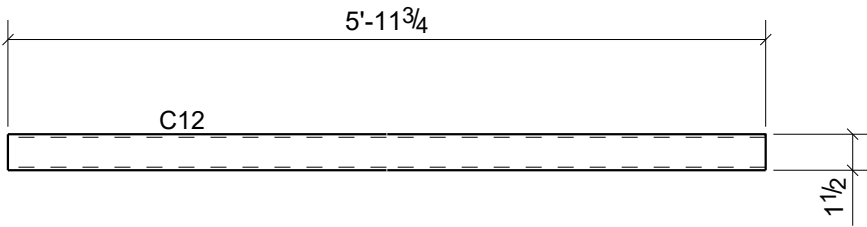
						4	BR3
						Qty.	In Assembly
BR3	L3X3X1/4	A36	4	1'-9 9/16"	261	9	
MARK	SIZE	GRADE	QTY.	LENGTH	AREA	WEIGHT	
MATERIAL LIST FOR WORKSHOP					TOTALS	1045 <sup>2</sup>	35ft
Tekla structure			DRAWING No.		BR3		
			JOB No.		BLVD	DESCRIPTION	PART DRAWIN
			DRAWN BY			REVISION No.	1
			DATE DRAWN		01/29/2016	REVISION DATE	08/FEB/201



						1	C1
						Qty.	In Assembly
C1	HSS4X4X1/4	A500-GR.B	1	10'-10 3/4"	1993	125	
MARK	SIZE	GRADE	QTY.	LENGTH	AREA	WEIGHT	
MATERIAL LIST FOR WORKSHOP					TOTALS	1993 <sup>2</sup>	125 <sup>ft</sup>
Tekla structure				DRAWING No.	C1		
				JOB No.	BLVD	DESCRIPTION	PART DRAWIN
				DRAWN BY		REVISION No.	1
				DATE DRAWN	11/24/2015	REVISION DATE	08/FEB/201

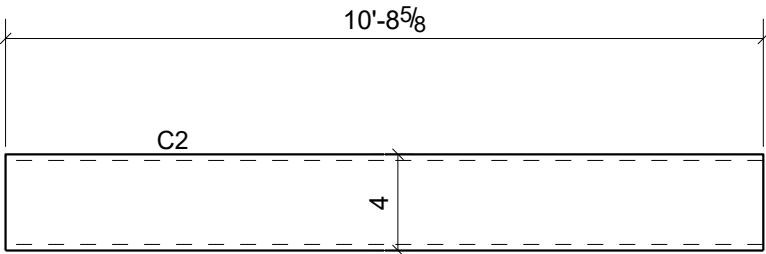


						1	C11
						Qty.	In Assembly
C 11	HSS1-1/2X1-1/2X1/8	A500-GR.B	1	5'-11 3/4"	405	12	
MARK	SIZE	GRADE	QTY.	LENGTH	AREA	WEIGHT	
MATERIAL LIST FOR WORKSHOP					TOTALS	405 <sup>2</sup>	12ft
Tekla structure			DRAWING No.		C11		
			JOB No.		BLVD	DESCRIPTION	PART DRAWIN
			DRAWN BY			REVISION No.	
			DATE DRAWN		11/24/2015	REVISION DATE	

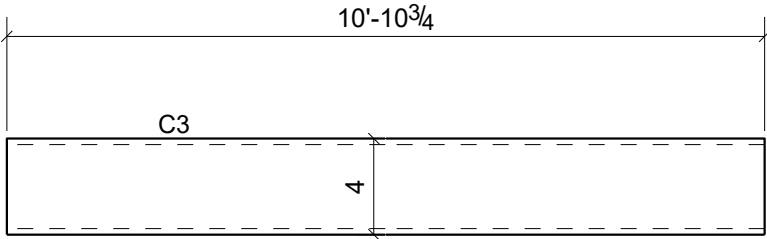


						1	C12
						Qty.	In Assembly
C12	HSS1-1/2X1-1/2X1/8	A500-GR.B	1	5'-11 3/4"	405	12	
MARK	SIZE	GRADE	QTY.	LENGTH	AREA	WEIGHT	
MATERIAL LIST FOR WORKSHOP					TOTALS	405 <sup>2</sup>	12ft
Tekla structure 0 0 0			DRAWING No.		C12		
			JOB No.		BLVD	DESCRIPTION	PART DRAWIN
			DRAWN BY			REVISION No.	
			DATE DRAWN		11/24/2015	REVISION DATE	

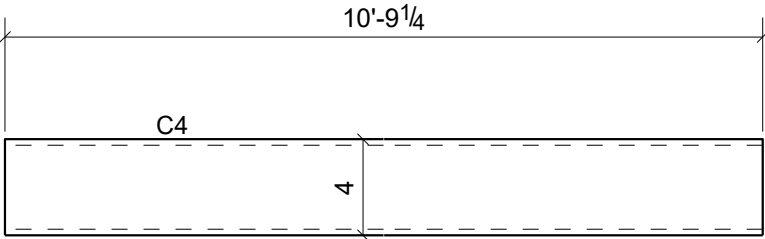




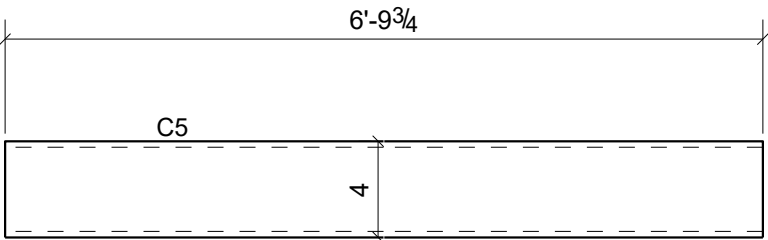
						1	C2
						Qty.	In Assembly
C2	HSS4X4X1/4	A500-GR.B	1	10'-8 5/8"	1960	123	
MARK	SIZE	GRADE	QTY.	LENGTH	AREA	WEIGHT	
MATERIAL LIST FOR WORKSHOP					TOTALS	1960 <sup>2</sup>	123 <sup>lb</sup>
Tekla structure 0 0 0			DRAWING No.		C2		
			JOB No.		BLVD	DESCRIPTION	PART DRAWIN
			DRAWN BY			REVISION No.	1
			DATE DRAWN		11/24/2015	REVISION DATE	08/FEB/201



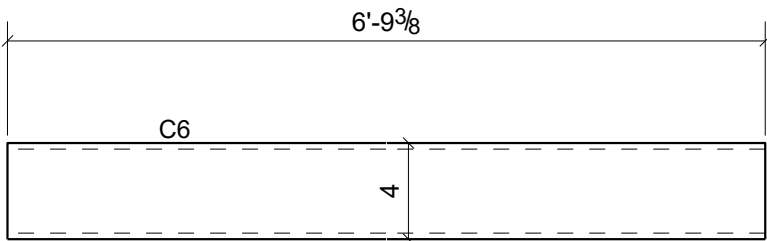
						1	C3
						Qty.	In Assembly
C3	HSS4X4X1/4	A500-GR.B	1	10'-10 3/4"	1993	125	
MARK	SIZE	GRADE	QTY.	LENGTH	AREA	WEIGHT	
MATERIAL LIST FOR WORKSHOP					TOTALS	1993 <sup>2</sup>	125 <sup>1</sup>
Tekla structure				DRAWING No.	C3		
				JOB No.	BLVD	DESCRIPTION	PART DRAWIN
				DRAWN BY		REVISION No.	1
				DATE DRAWN	11/24/2015	REVISION DATE	08/FEB/201



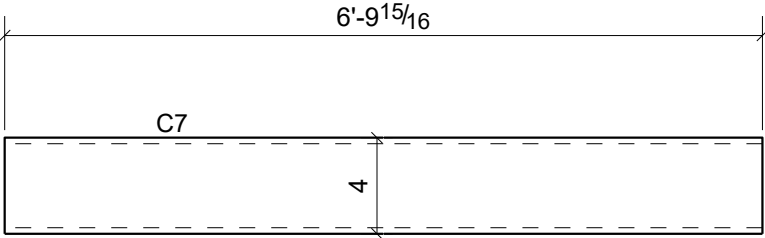
						1	C4
						Qty.	In Assembly
C4	HSS4X4X1/4	A500-GR.B	1	10'-9 1/4"	1970	124	
MARK	SIZE	GRADE	QTY.	LENGTH	AREA	WEIGHT	
MATERIAL LIST FOR WORKSHOP					TOTALS	1970 <sup>2</sup>	124 <sup>ft</sup>
Tekla structure				DRAWING No.	C4		
				JOB No.	BLVD	DESCRIPTION	PART DRAWIN
				DRAWN BY		REVISION No.	1
				DATE DRAWN	11/24/2015	REVISION DATE	08/FEB/201



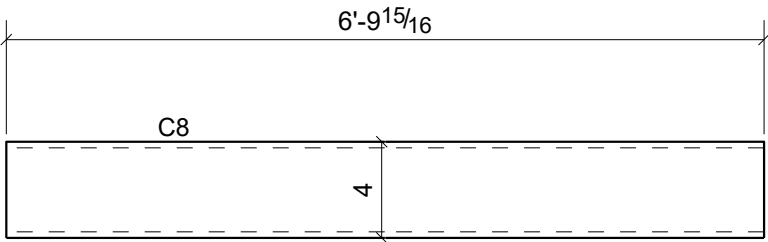
						1	C5
						Qty.	In Assembly
C5	HSS4X4X1/4	A500-GR.B	1	6'-9 3/4"	1246	78	
MARK	SIZE	GRADE	QTY.	LENGTH	AREA	WEIGHT	
MATERIAL LIST FOR WORKSHOP					TOTALS	1246 <sup>2</sup>	78 <sup>lb</sup>
Tekla structure				DRAWING No.	C5		
				JOB No.	BLVD	DESCRIPTION	PART DRAWIN
				DRAWN BY		REVISION No.	1
				DATE DRAWN	11/24/2015	REVISION DATE	08/FEB/201



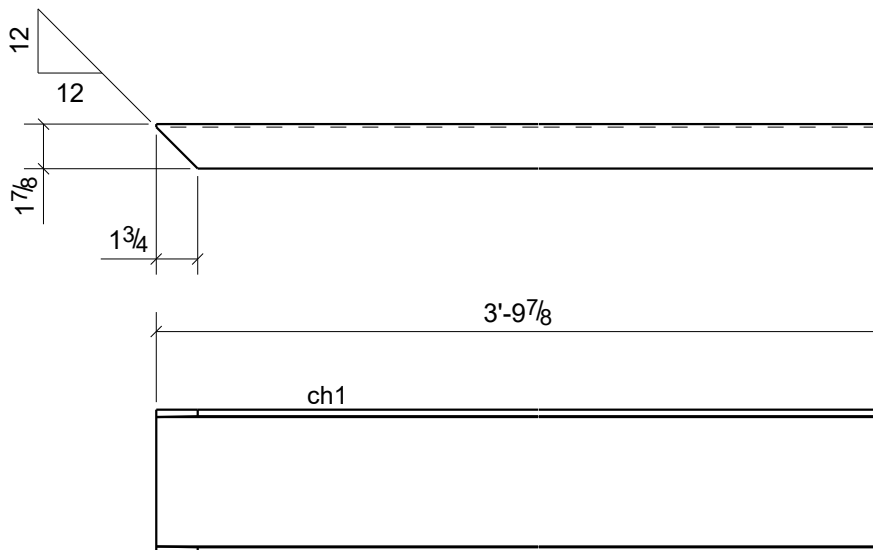
						1	C6
						Qty.	In Assembly
C6	HSS4X4X1/4	A500-GR.B	1	6'-9 3/8"	1240	78	
MARK	SIZE	GRADE	QTY.	LENGTH	AREA	WEIGHT	
MATERIAL LIST FOR WORKSHOP					TOTALS	1240 <sup>2</sup>	78ft
Tekla structure				DRAWING No.	C6		
				JOB No.	BLVD	DESCRIPTION	PART DRAWIN
				DRAWN BY		REVISION No.	1
				DATE DRAWN	11/24/2015	REVISION DATE	08/FEB/201



						1	C7
						Qty.	In Assembly
C7	HSS4X4X1/4	A500-GR.B	1	6'-9 15/16"	1249	78	
MARK	SIZE	GRADE	QTY.	LENGTH	AREA	WEIGHT	
MATERIAL LIST FOR WORKSHOP					TOTALS	1249 <sup>2</sup>	78 <sup>1</sup>
Tekla structure 0 0 0			DRAWING No.		C7		
			JOB No.		BLVD	DESCRIPTION	PART DRAWIN
			DRAWN BY			REVISION No.	1
			DATE DRAWN		11/24/2015	REVISION DATE	08/FEB/201

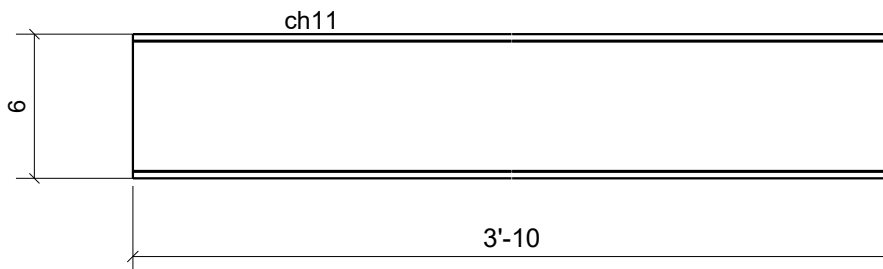


						1	C8
						Qty.	In Assembly
C8	HSS4X4X1/4	A500-GR.B	1	6'-9 15/16"	1249	78	
MARK	SIZE	GRADE	QTY.	LENGTH	AREA	WEIGHT	
MATERIAL LIST FOR WORKSHOP					TOTALS	1249 <sup>2</sup>	78 <sup>lb</sup>
Tekla structure 0 0 .			DRAWING No.		C8		
			JOB No.		BLVD	DESCRIPTION	PART DRAWIN
			DRAWN BY			REVISION No.	1
			DATE DRAWN		11/24/2015	REVISION DATE	08/FEB/201

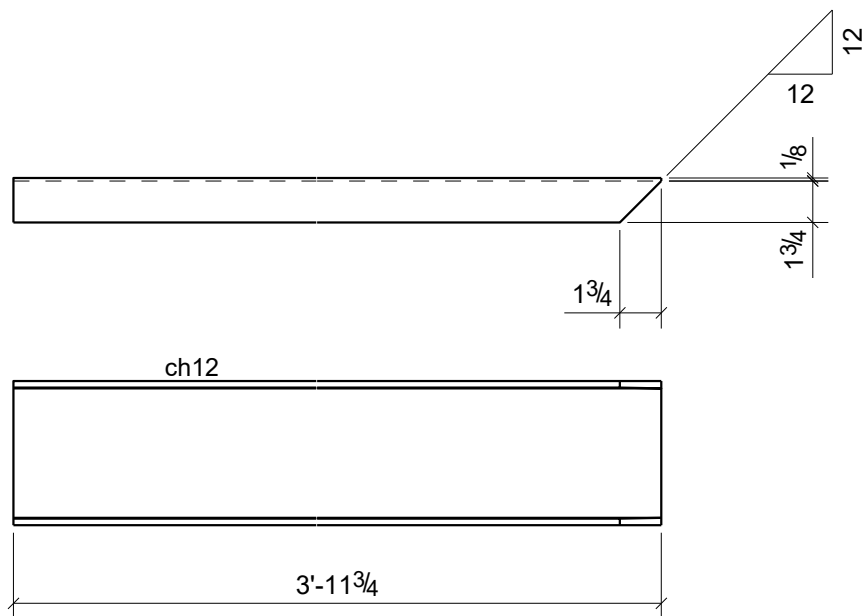


						1	ST2
						Qty.	In Assembly
ch1	MC6X6.5	A36	1	3'-9 7/8"	872	25	
MARK	SIZE	GRADE	QTY.	LENGTH	AREA	WEIGHT	
MATERIAL LIST FOR WORKSHOP					TOTALS	872 <sup>2</sup>	25ft
Tekla structure				DRAWING No.	ch1		
				JOB No.	BLVD	DESCRIPTION	PART DRAWIN
				DRAWN BY		REVISION No.	1
				DATE DRAWN	11/24/2015	REVISION DATE	08/FEB/201

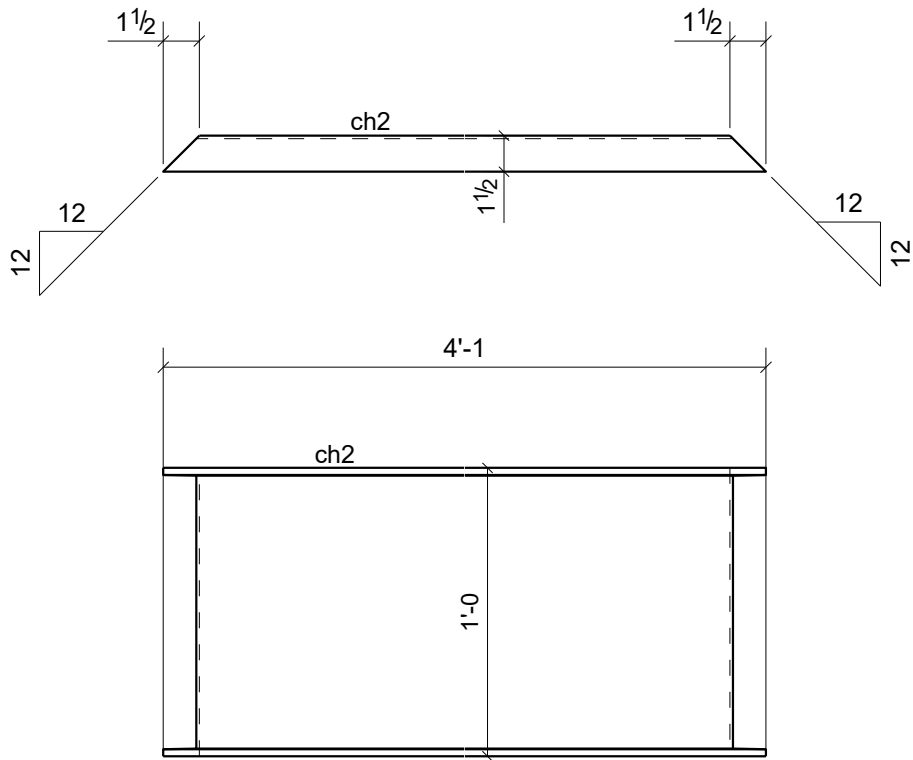




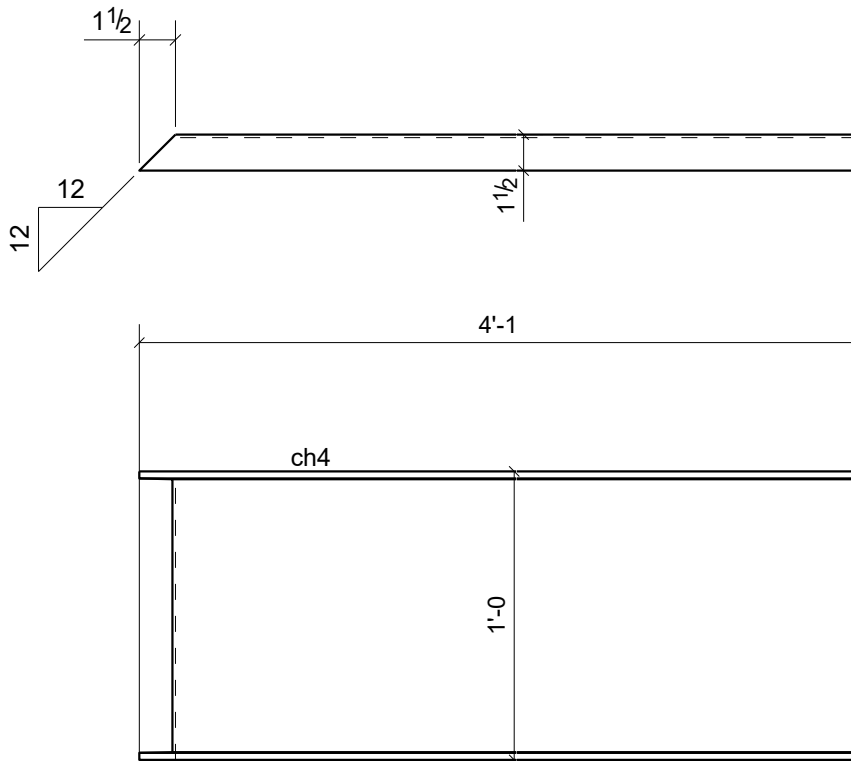
						3	ST1
						Qty.	In Assembly
ch11	MC6X6.5	A36	3	3'-10"	881	25	
MARK	SIZE	GRADE	QTY.	LENGTH	AREA	WEIGHT	
MATERIAL LIST FOR WORKSHOP					TOTALS	2644 <sup>2</sup>	760ft
Tekla structure	.			DRAWING No.	ch11		
				JOB No.	BLVD	DESCRIPTION	PART DRAWIN
				DRAWN BY		REVISION No.	1
				DATE DRAWN	11/24/2015	REVISION DATE	08/FEB/201



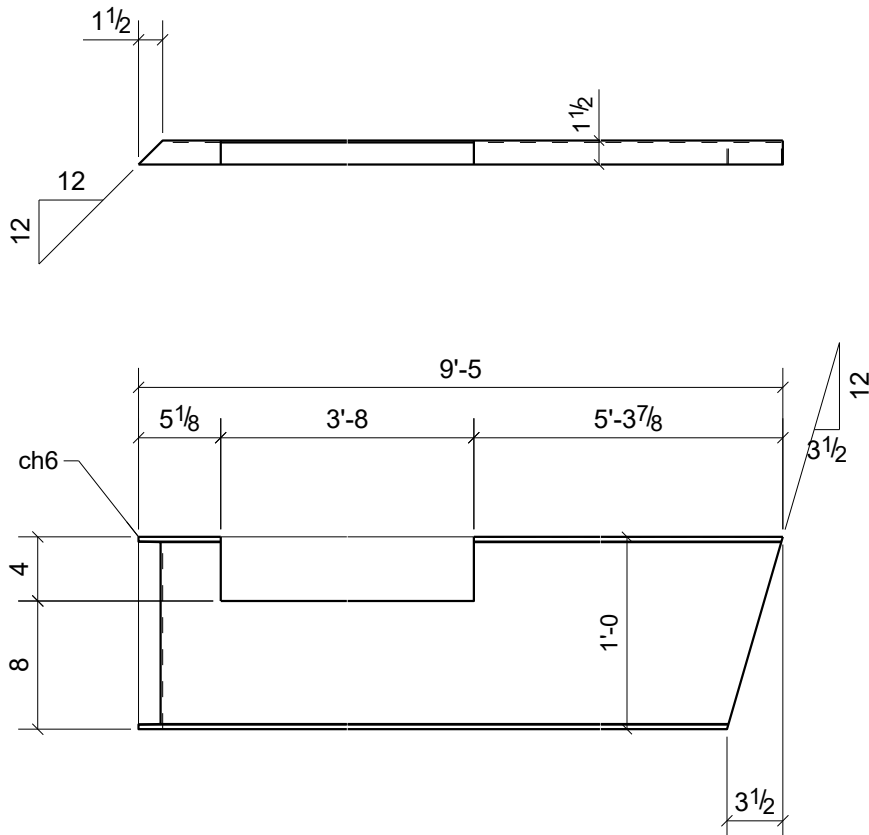
					1	ST2
					Qty.	In Assembly
ch12	MC6X6.5	A36	1	3'-11 3/4"	908	26
MARK	SIZE	GRADE	QTY.	LENGTH	AREA	WEIGHT
MATERIAL LIST FOR WORKSHOP					908	26
					TOTALS	908
Tekla structure			DRAWING No. ch12			
			JOB No.	BLVD	DESCRIPTION	PART DRAWIN
			DRAWN BY		REVISION No.	1
			DATE DRAWN	11/24/2015	REVISION DATE	08/FEB/201



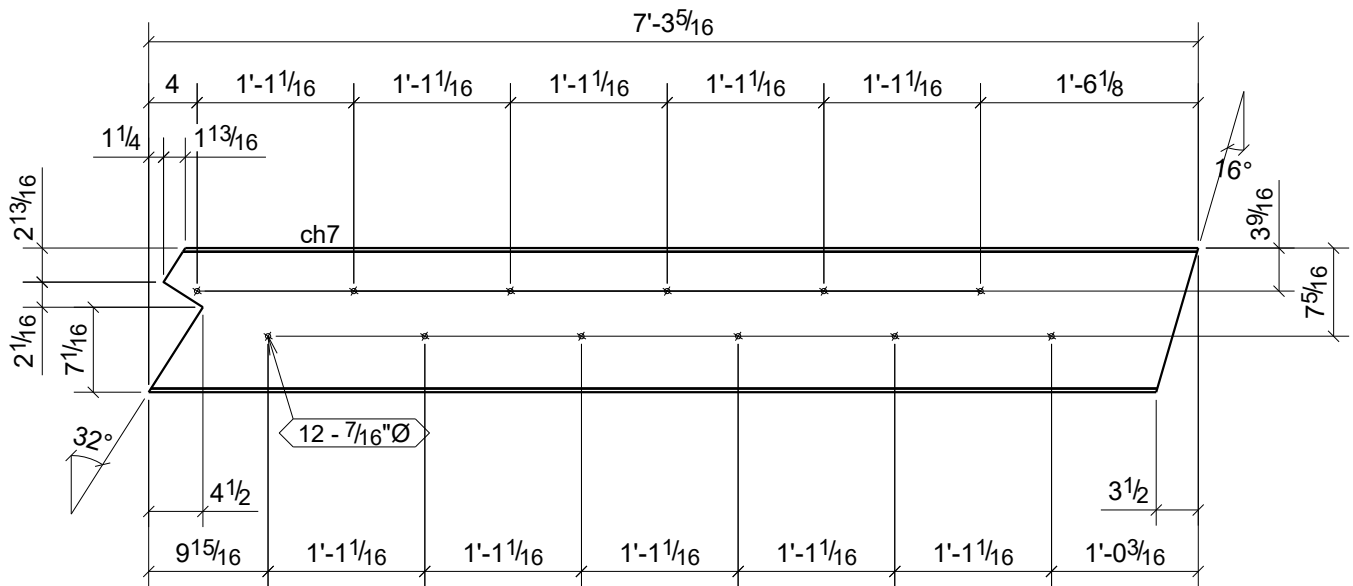
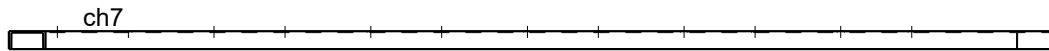
						1	ST1
						Qty.	In Assembly
ch2	MC12X10.6	A36	1	4'-1"	1386	43	
MARK	SIZE	GRADE	QTY.	LENGTH	AREA	WEIGHT	
MATERIAL LIST FOR WORKSHOP					TOTALS	1386 <sup>2</sup>	43 <sup>ft</sup>
Tekla structure			DRAWING No.		ch2		
			JOB No.		BLVD	DESCRIPTION	PART DRAWIN
			DRAWN BY			REVISION No.	1
			DATE DRAWN		11/24/2015	REVISION DATE	08/FEB/201



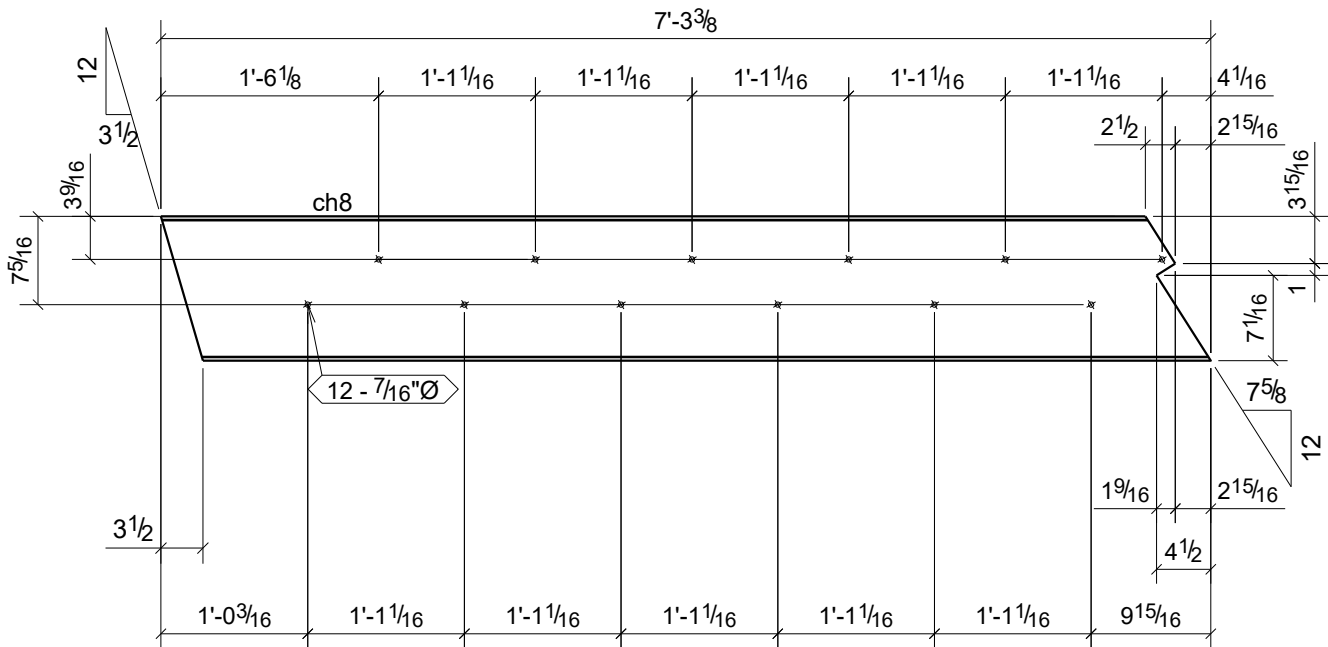
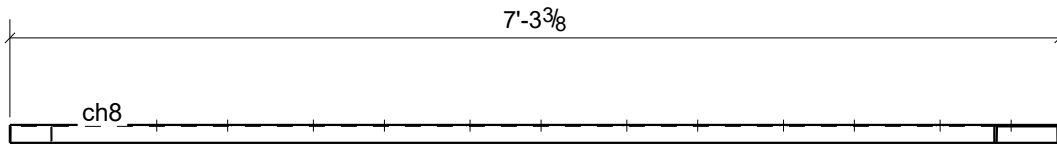
						1	ST2
						Qty.	In Assembly
ch4	MC12X10.6	A36	1	4'-1"	1422	43	
MARK	SIZE	GRADE	QTY.	LENGTH	AREA	WEIGHT	
MATERIAL LIST FOR WORKSHOP					TOTALS	1422 <sup>2</sup>	43 <sup>ft</sup>
Tekla structure			DRAWING No.		ch4		
			JOB No.	BLVD	DESCRIPTION	PART DRAWIN	
			DRAWN BY		REVISION No.	1	
			DATE DRAWN	11/24/2015	REVISION DATE	08/FEB/201	



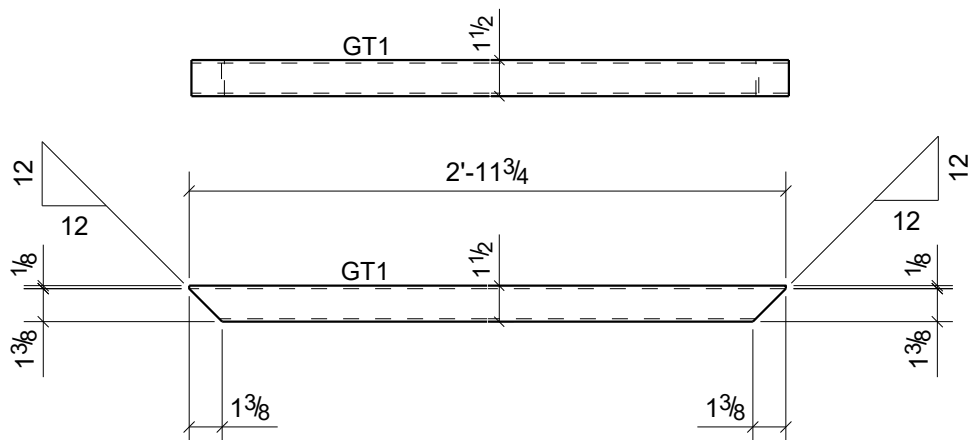
						1	ST1
						Qty.	In Assembly
ch6	MC12X10.6	A36	1	9'-5"	2802	99	
MARK	SIZE	GRADE	QTY.	LENGTH	AREA	WEIGHT	
MATERIAL LIST FOR WORKSHOP					TOTALS	2802 <sup>2</sup>	99 <sup>9</sup> ft
Tekla structure			DRAWING No.		ch6		
			JOB No.		BLVD	DESCRIPTION	PART DRAWIN
			DRAWN BY			REVISION No.	1
			DATE DRAWN		11/24/2015	REVISION DATE	08/FEB/201



					1	ST1
					Qty.	In Assembly
ch7	MC12X10.6	A36	1	7'-3 5/16"	2482	77
MARK	SIZE	GRADE	QTY.	LENGTH	AREA	WEIGHT
MATERIAL LIST FOR WORKSHOP					2482	77
TOTALS					2482	77
Tekla structure			DRAWING No. ch7			
.			JOB No.	BLVD	DESCRIPTION	PART DRAWIN
0			DRAWN BY		REVISION No.	1
0			DATE DRAWN	01/29/2016	REVISION DATE	08/FEB/201

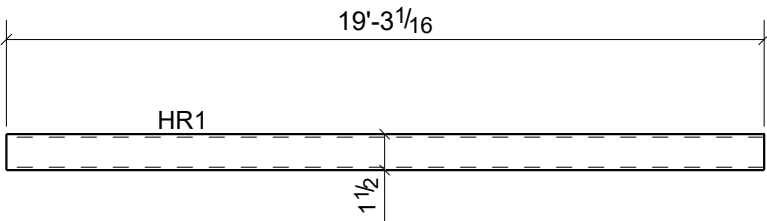


					1	ST1
					Qty.	In Assembly
ch8	MC12X10.6	A36	1	7'-3 3/8"	2460	77
MARK	SIZE	GRADE	QTY.	LENGTH	AREA	WEIGHT
MATERIAL LIST FOR WORKSHOP					2460 <sup>2</sup>	77/ft
				TOTALS		
Tekla structure				DRAWING No.	ch8	
				JOB No.	BLVD	DESCRIPTION
				DRAWN BY		REVISION No.
				DATE DRAWN	11/24/2015	REVISION DATE
						PART DRAWIN
						1
						08/FEB/201

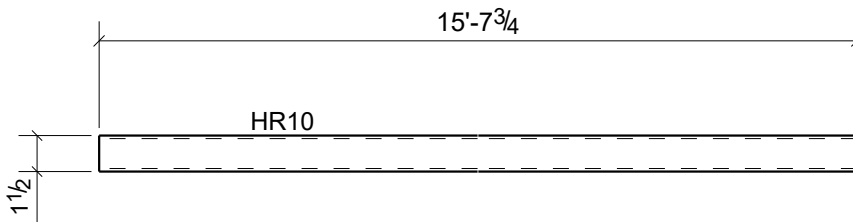


						1	GT1
						Qty.	In Assembly
GT1	HSS1-1/2X1-1/2X1/8	A500-GR.B	1	2'-11 3/4"	202	6	
MARK	SIZE	GRADE	QTY.	LENGTH	AREA	WEIGHT	
MATERIAL LIST FOR WORKSHOP					TOTALS	202	160
Tekla structure			DRAWING No.		GT1		
			JOB No.		BLVD	DESCRIPTION	PART DRAWIN
			DRAWN BY			REVISION No.	
			DATE DRAWN		11/24/2015	REVISION DATE	

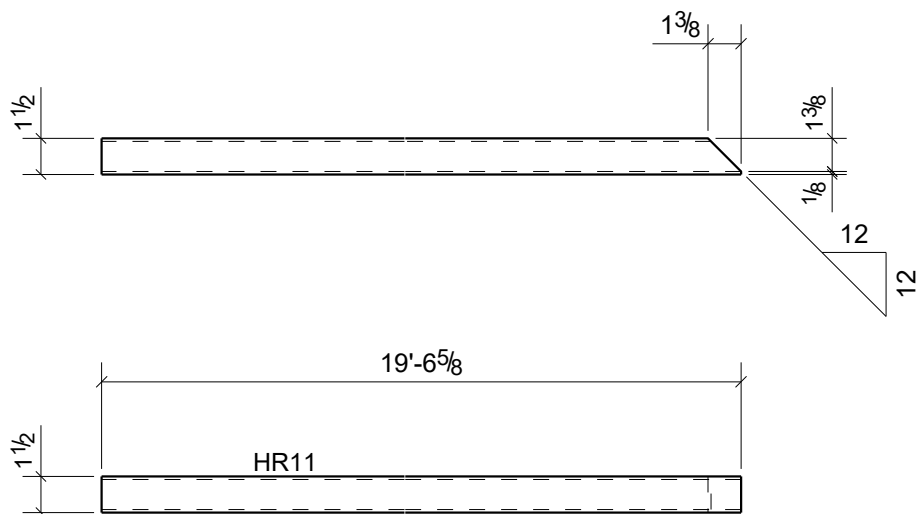




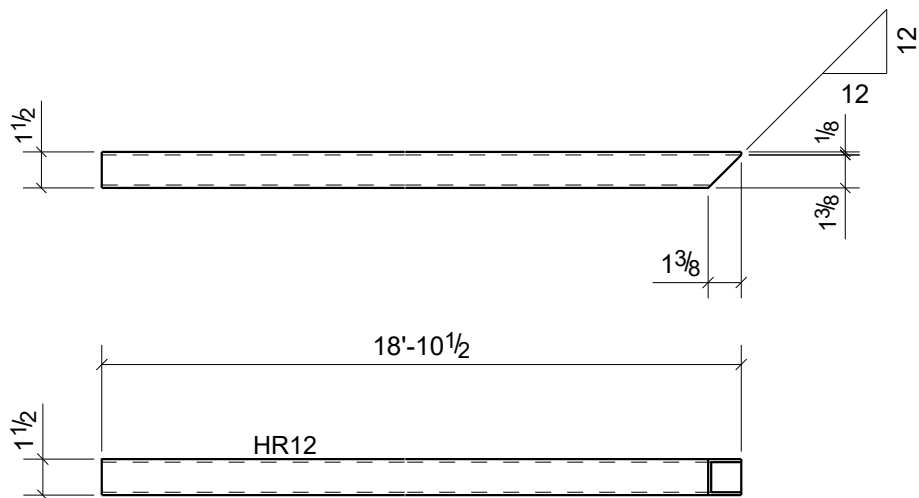
						1	HR1
						Qty.	In Assembly
HR1	HSS1-1/2X1-1/2X1/8	A500-GR.B	1	19'-3 1/16"	1303	40	
MARK	SIZE	GRADE	QTY.	LENGTH	AREA	WEIGHT	
MATERIAL LIST FOR WORKSHOP					TOTALS	1303 <sup>2</sup>	40 <sup>ft</sup>
Tekla structure	.		DRAWING No.		HR1		
			JOB No.		BLVD	DESCRIPTION	PART DRAWIN
			DRAWN BY			REVISION No.	
			DATE DRAWN		11/24/2015	REVISION DATE	



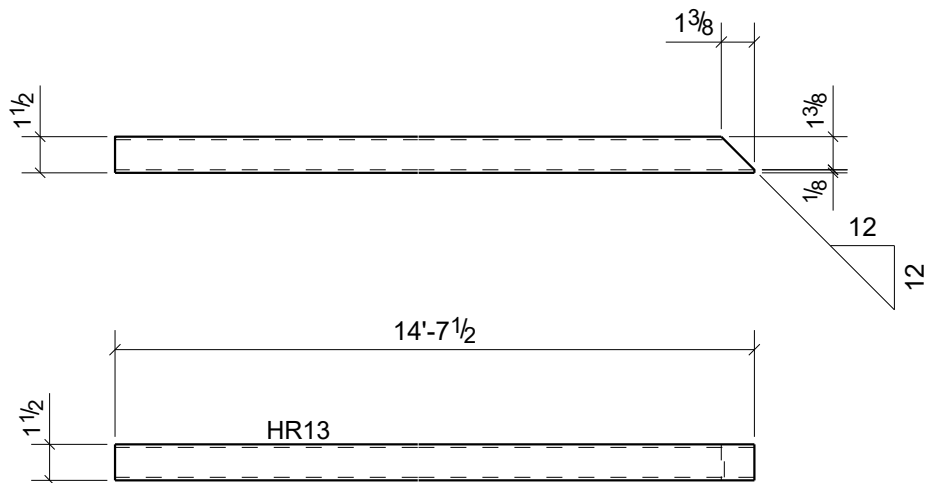
						1	HR10
						Qty.	In Assembly
HR10	HSS1-1/2X1-1/2X1/8	A500-GR.B	1	15'-7 11/16"	1059	32	
MARK	SIZE	GRADE	QTY.	LENGTH	AREA	WEIGHT	
MATERIAL LIST FOR WORKSHOP					TOTALS	1059 <sup>2</sup>	32ft
Tekla structure				DRAWING No.	HR10		
				JOB No.	BLVD	DESCRIPTION	PART DRAWIN
				DRAWN BY		REVISION No.	
				DATE DRAWN	11/24/2015	REVISION DATE	



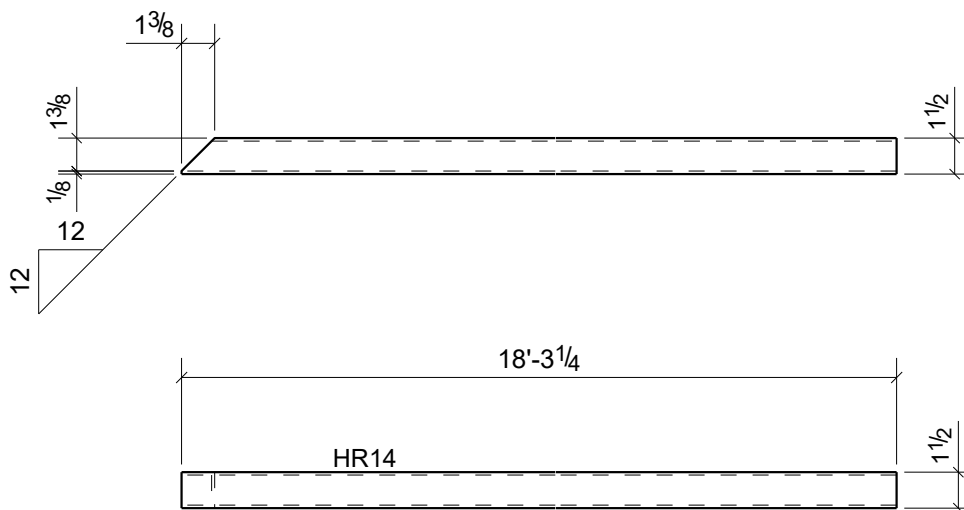
						1	HR11
						Qty.	In Assembly
HR11	HSS1-1/2X1-1/2X1/8	A500-GR.B	1	19'-6 5/8"	1323	41	
MARK	SIZE	GRADE	QTY.	LENGTH	AREA	WEIGHT	
MATERIAL LIST FOR WORKSHOP					TOTALS	1323 <sup>2</sup>	41 <sup>1</sup>
Tekla structure				DRAWING No.	HR11		
				JOB No.	BLVD	DESCRIPTION	PART DRAWIN
				DRAWN BY		REVISION No.	
				DATE DRAWN	11/24/2015	REVISION DATE	



					1	HR12
					Qty.	In Assembly
HR12	HSS1-1/2X1-1/2X1/8	A500-GR.B	1	18'-10 1/2"	1278	39
MARK	SIZE	GRADE	QTY.	LENGTH	AREA	WEIGHT
MATERIAL LIST FOR WORKSHOP					TOTALS	1278 <sup>2</sup> 39ft
Tekla structure	.		DRAWING No.		HR12	
			JOB No.	BLVD	DESCRIPTION	PART DRAWIN
			DRAWN BY		REVISION No.	
			DATE DRAWN	11/24/2015	REVISION DATE	



						1	HR13
						Qty.	In Assembly
HR13	HSS1-1/2X1-1/2X1/8	A500-GR.B	1	14'-7 1/2"	990	30	
MARK	SIZE	GRADE	QTY.	LENGTH	AREA	WEIGHT	
MATERIAL LIST FOR WORKSHOP					TOTALS	990 <sup>2</sup>	30ft
Tekla structure				DRAWING No.	HR13		
				JOB No.	BLVD	DESCRIPTION	PART DRAWIN
				DRAWN BY		REVISION No.	
				DATE DRAWN	11/24/2015	REVISION DATE	



1	HR14
Qty.	In Assembly

HR14	HSS1-1/2X1-1/2X1/8	A500-GR.B	1	18'-3 1/4"	1236	38
MARK	SIZE	GRADE	QTY.	LENGTH	AREA	WEIGHT
MATERIAL LIST FOR WORKSHOP					TOTALS	1236 <sup>2</sup> 38ft

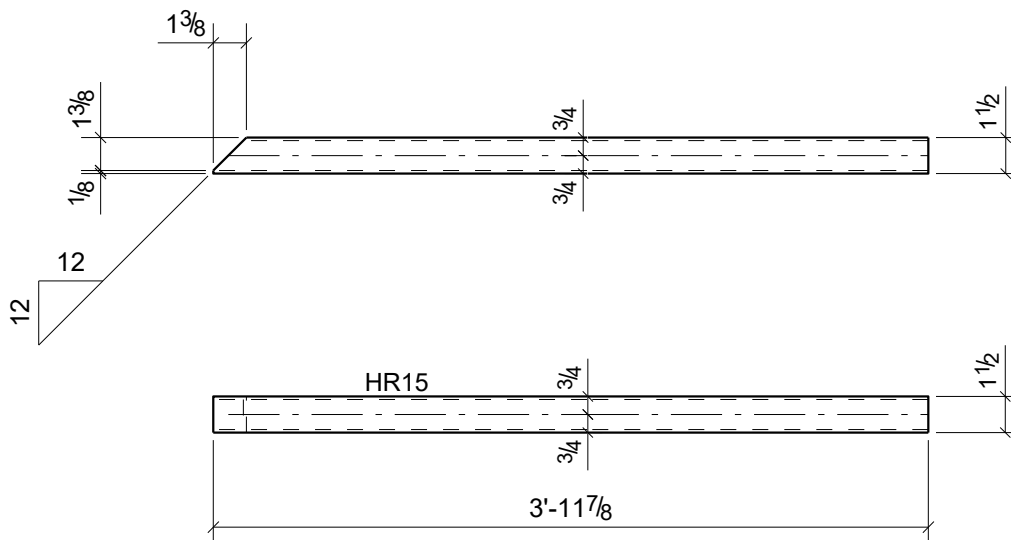
Tekla structure

•  
0  
0

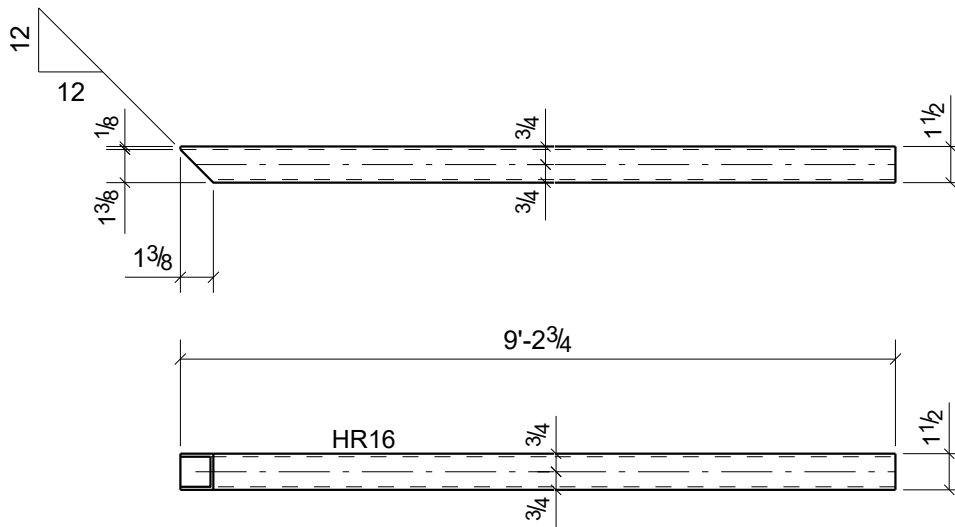
DRAWING No.

HR14

JOB No.	BLVD	DESCRIPTION	PART DRAWIN
DRAWN BY		REVISION No.	
DATE DRAWN	11/24/2015	REVISION DATE	

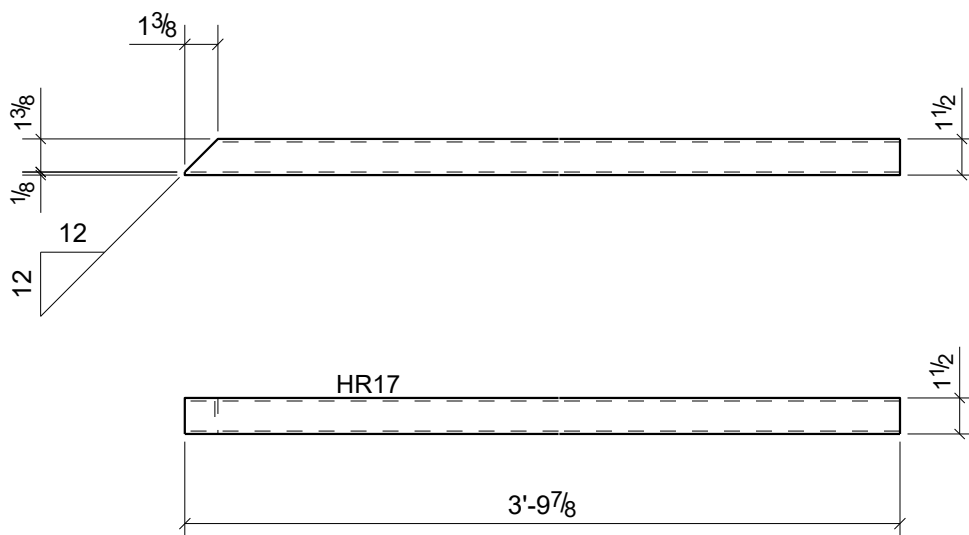


						1	HR15
						Qty.	In Assembly
HR15	HSS1-1/2X1-1/2X1/8	A53	1	3'-11 7/8"	270	8	
MARK	SIZE	GRADE	QTY.	LENGTH	AREA	WEIGHT	
MATERIAL LIST FOR WORKSHOP					TOTALS	276 <sup>2</sup>	189ft
Tekla structure			DRAWING No.		HR15		
			JOB No.		BLVD	DESCRIPTION	PART DRAWIN
			DRAWN BY			REVISION No.	1
			DATE DRAWN		11/24/2015	REVISION DATE	08/FEB/201

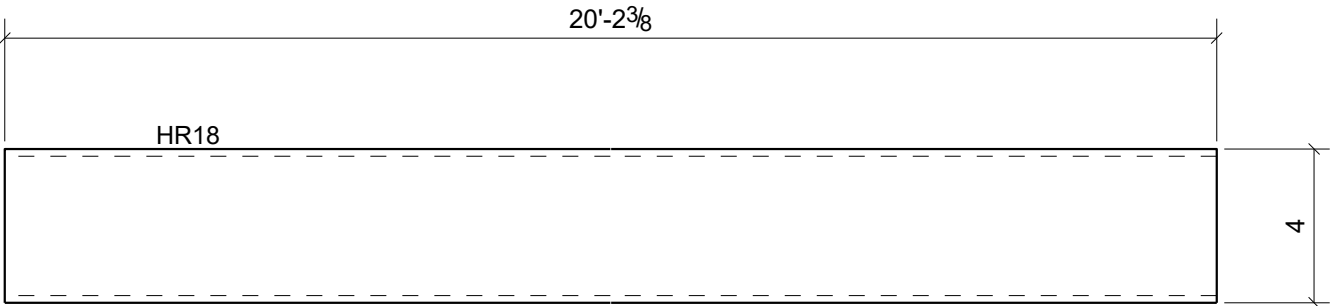


						1	HR16
						Qty.	In Assembly
HR16	HSS1-1/2X1-1/2X1/8	A53	1	9'-2 3/4"	625	19	
MARK	SIZE	GRADE	QTY.	LENGTH	AREA	WEIGHT	
MATERIAL LIST FOR WORKSHOP					TOTALS	625 <sup>2</sup>	19ft
Tekla structure				DRAWING No.	HR16		
				JOB No.	BLVD	DESCRIPTION	PART DRAWIN
				DRAWN BY		REVISION No.	1
				DATE DRAWN	11/24/2015	REVISION DATE	08/FEB/201

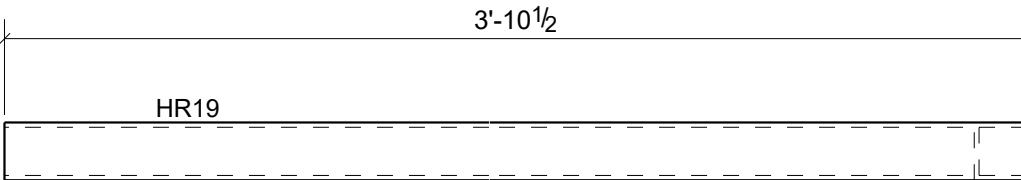
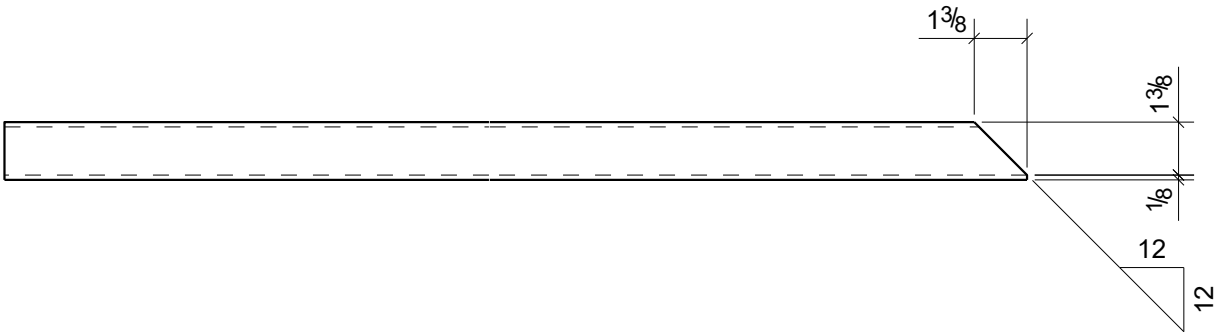




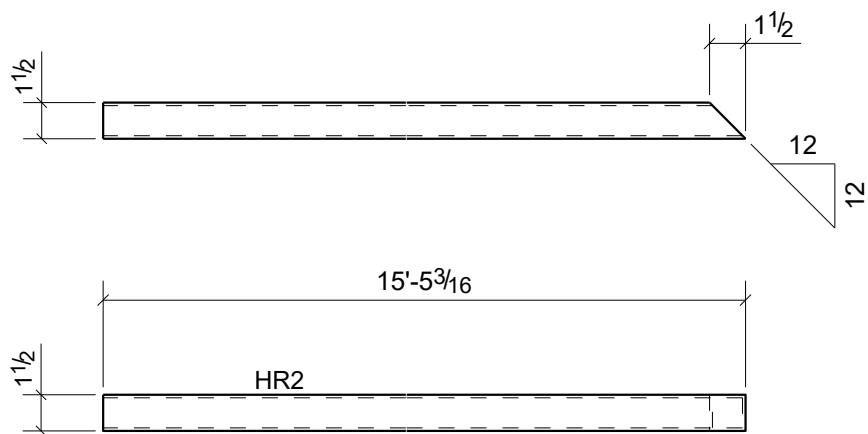
						1	HR17
						Qty.	In Assembly
HR17	HSS1-1/2X1-1/2X1/8	A500-GR.B	1	3'-9 7/8"	259	8	
MARK	SIZE	GRADE	QTY.	LENGTH	AREA	WEIGHT	
MATERIAL LIST FOR WORKSHOP					TOTALS	259	180
Tekla structure			DRAWING No.		HR17		
			JOB No.	BLVD	DESCRIPTION	PART DRAWIN	
			DRAWN BY		REVISION No.		
			DATE DRAWN	11/24/2015	REVISION DATE		



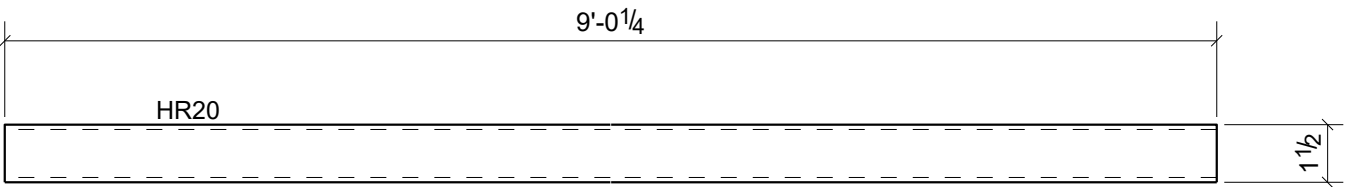
						1	HR18
						Qty.	In Assembly
HR18	RHS4"X1 1/2"X3/16"	A500-GR.B	1	20'-2 3/8"	2609	132	
MARK	SIZE	GRADE	QTY.	LENGTH	AREA	WEIGHT	
MATERIAL LIST FOR WORKSHOP					TOTALS	2609 <sup>2</sup>	132 <sup>2</sup> ft
Tekla structure			DRAWING No.		HR18		
			JOB No.		BLVD	DESCRIPTION	PART DRAWIN
			DRAWN BY			REVISION No.	
			DATE DRAWN		02/02/2016	REVISION DATE	



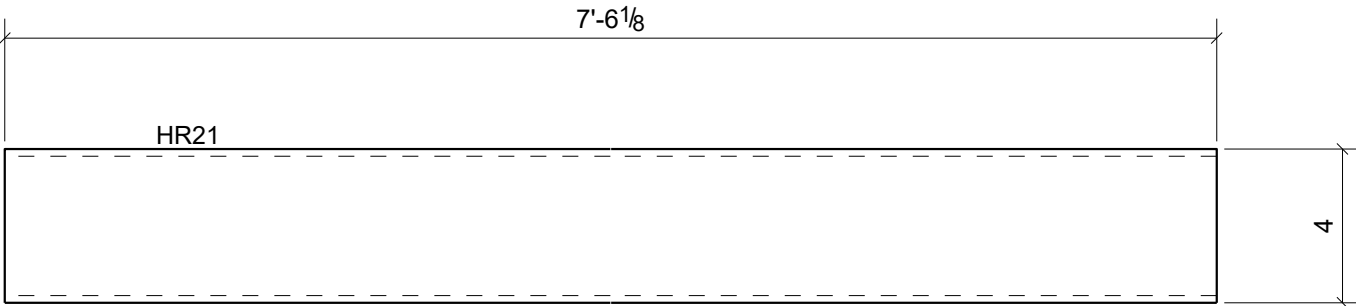
						1	HR19
						Qty.	In Assembly
HR19	HSS1-1/2X1-1/2X1/8	A500-GR.B	1	3'-10 1/2"	262	8	
MARK	SIZE	GRADE	QTY.	LENGTH	AREA	WEIGHT	
MATERIAL LIST FOR WORKSHOP					TOTALS	262	180
Tekla structure			DRAWING No.		HR19		
			JOB No.		BLVD	DESCRIPTION	PART DRAWIN
			DRAWN BY			REVISION No.	
			DATE DRAWN		02/02/2016	REVISION DATE	



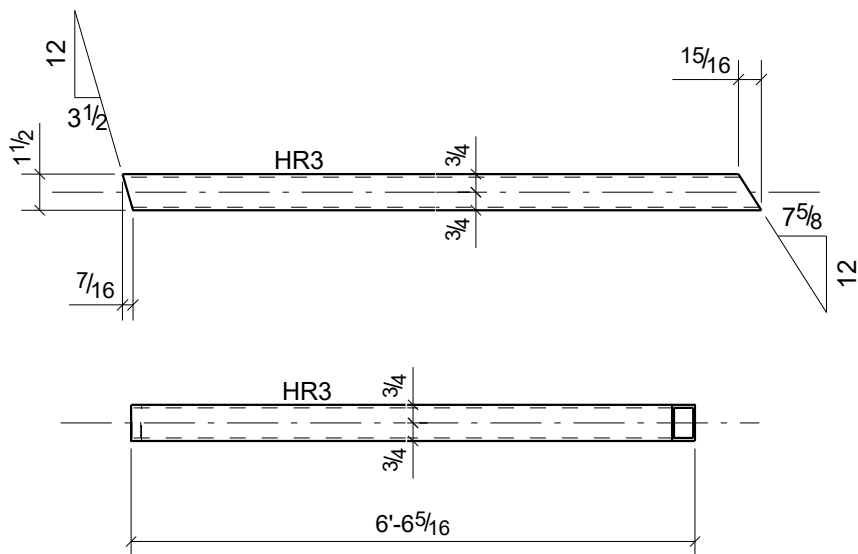
					1	HR2
					Qty.	In Assembly
HR2	HSS1-1/2X1-1/2X1/8	A500-GR.B	1	15'-5 3/16"	1044	32
MARK	SIZE	GRADE	QTY.	LENGTH	AREA	WEIGHT
MATERIAL LIST FOR WORKSHOP					1044 <sup>2</sup>	32ft
			TOTALS		1044 <sup>2</sup>	32ft
Tekla structure			DRAWING No.		HR2	
			JOB No.	BLVD	DESCRIPTION	PART DRAWIN
			DRAWN BY		REVISION No.	
			DATE DRAWN	11/24/2015	REVISION DATE	



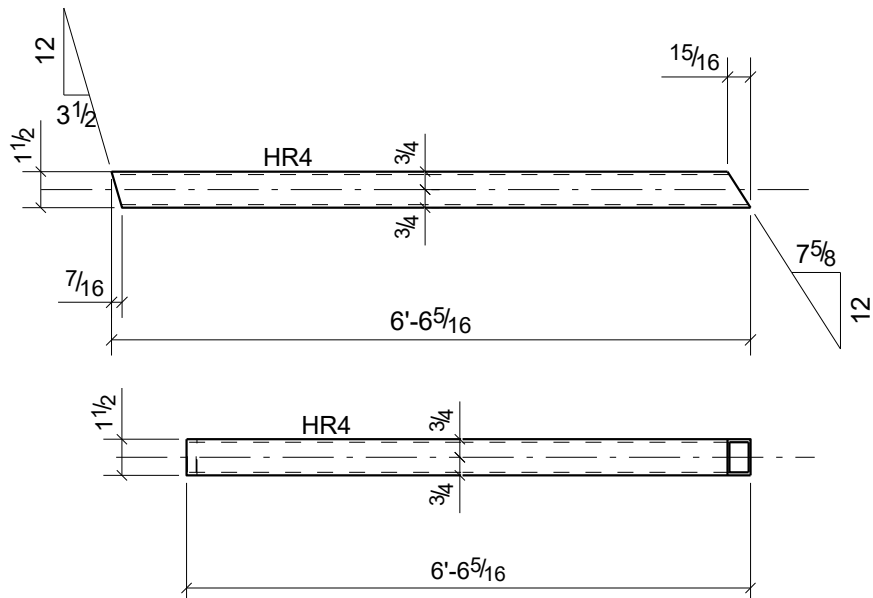
						1	HR20
						Qty.	In Assembly
HR20	HSS1-1/2X1-1/2X1/8	A500-GR.B	1	9'-0 1/4"	611	19	
MARK	SIZE	GRADE	QTY.	LENGTH	AREA	WEIGHT	
MATERIAL LIST FOR WORKSHOP					TOTALS	611 <sup>ft</sup>	19 <sup>ft</sup>
Tekla structure			DRAWING No.		HR20		
			JOB No.		BLVD	DESCRIPTION	PART DRAWIN
			DRAWN BY			REVISION No.	
			DATE DRAWN		02/02/2016	REVISION DATE	



						1	HR21
						Qty.	In Assembly
HR21	RHS4"X1 1/2"X3/16"	A500-GR.B	1	7'-6 1/8"	971	49	
MARK	SIZE	GRADE	QTY.	LENGTH	AREA	WEIGHT	
MATERIAL LIST FOR WORKSHOP					TOTALS	971ft <sup>2</sup>	49ft
Tekla structure				DRAWING No.	HR21		
				JOB No.	BLVD	DESCRIPTION	PART DRAWIN
				DRAWN BY		REVISION No.	
				DATE DRAWN	02/02/2016	REVISION DATE	




					1	HR3
					Qty.	In Assembly
HR3	HSS1-1/2X1-1/2X1/8	A53	1	6'-6 5/16"	442	14
MARK	SIZE	GRADE	QTY.	LENGTH	AREA	WEIGHT
MATERIAL LIST FOR WORKSHOP					442 <sup>2</sup>	14 <sup>1</sup> ft
Tekla structure			DRAWING No. <b>HR3</b>			
			JOB No.	BLVD	DESCRIPTION	PART DRAWIN
			DRAWN BY		REVISION No.	1
			DATE DRAWN	11/24/2015	REVISION DATE	08/FEB/201

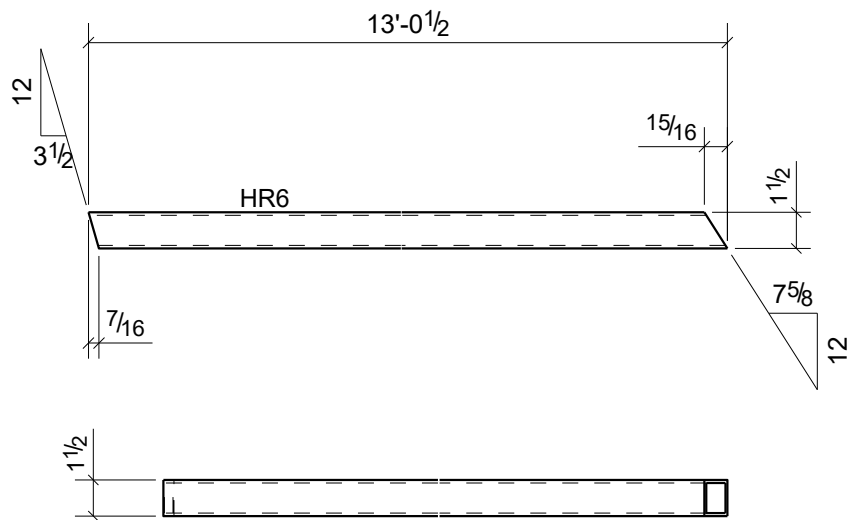


						1	HR4
						Qty.	In Assembly
HR4	HSS1-1/2X1-1/2X1/8	A53	1	6'-6 5/16"	442	14	
MARK	SIZE	GRADE	QTY.	LENGTH	AREA	WEIGHT	
MATERIAL LIST FOR WORKSHOP					TOTALS	442 <sup>2</sup>	14 <sup>1</sup> ft
Tekla structure			DRAWING No.		HR4		
			JOB No.	BLVD	DESCRIPTION	PART DRAWIN	
			DRAWN BY		REVISION No.	1	
			DATE DRAWN	11/24/2015	REVISION DATE	08/FEB/201	

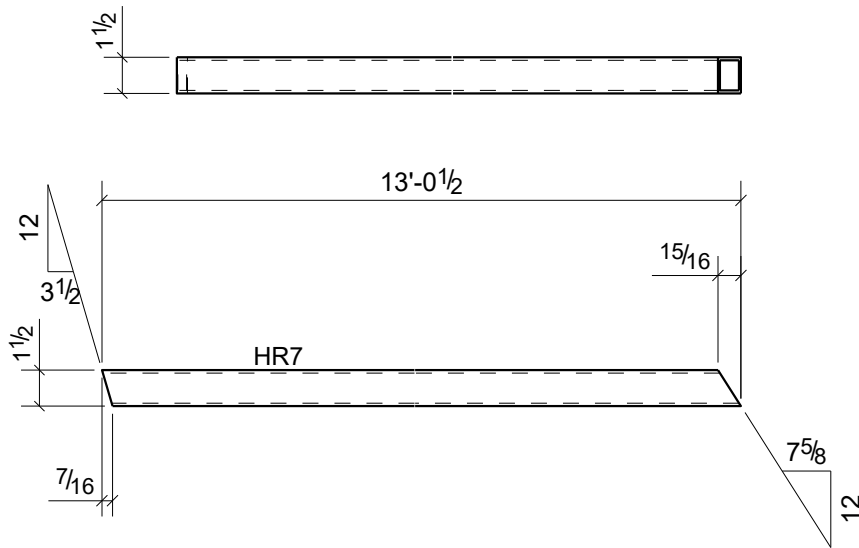




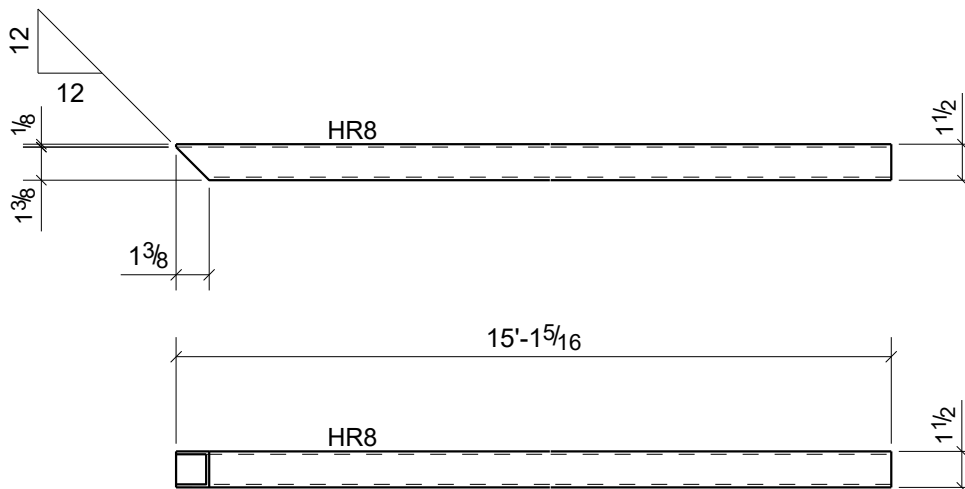
						1	HR5
						Qty.	In Assembly
HR5	HSS1-1/2X1-1/2X1/8	A500-GR.B	1	17'-1 3/4"	1160	36	
MARK	SIZE	GRADE	QTY.	LENGTH	AREA	WEIGHT	
MATERIAL LIST FOR WORKSHOP					TOTALS	1160 <sup>2</sup>	36ft
Tekla structure				DRAWING No.	HR5		
				JOB No.	BLVD	DESCRIPTION	PART DRAWIN
				DRAWN BY		REVISION No.	
				DATE DRAWN	11/24/2015	REVISION DATE	



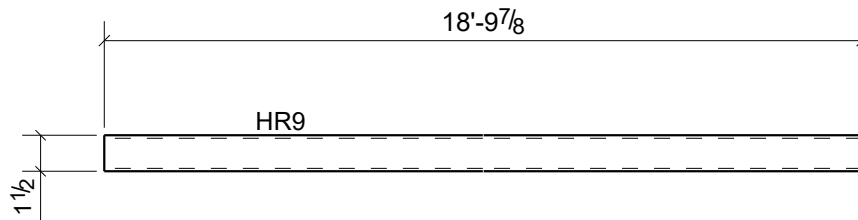
						1	HR6
						Qty.	In Assembly
HR6	HSS1-1/2X1-1/2X1/8	A53	1	13'-0 1/2"	883	27	
MARK	SIZE	GRADE	QTY.	LENGTH	AREA	WEIGHT	
MATERIAL LIST FOR WORKSHOP					TOTALS	883	27
Tekla structure			DRAWING No.		HR6		
			JOB No.		BLVD	DESCRIPTION	PART DRAWIN
			DRAWN BY			REVISION No.	1
			DATE DRAWN		11/24/2015	REVISION DATE	08/FEB/201



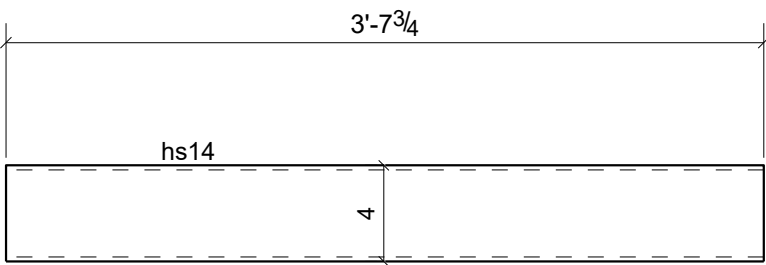
						1	HR7
						Qty.	In Assembly
HR7	HSS1-1/2X1-1/2X1/8	A53	1	13'-0 1/2"	883	27	
MARK	SIZE	GRADE	QTY.	LENGTH	AREA	WEIGHT	
MATERIAL LIST FOR WORKSHOP					TOTALS	883	27
Tekla structure			DRAWING No.		HR7		
			JOB No.	BLVD	DESCRIPTION	PART DRAWIN	
			DRAWN BY		REVISION No.	1	
			DATE DRAWN	11/24/2015	REVISION DATE	08/FEB/201	



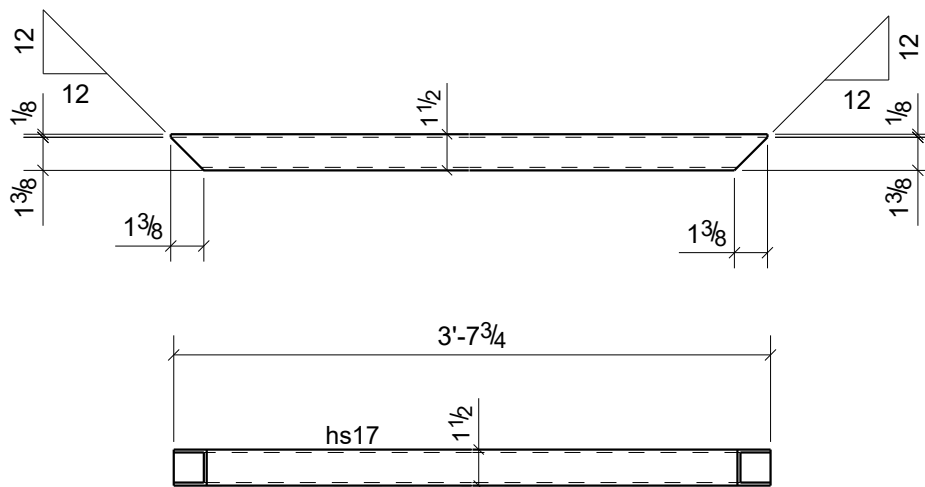
					1	HR8
					Qty.	In Assembly
HR8	HSS1-1/2X1-1/2X1/8	A500-GR.B	1	15'-1 5/16"	1023	31
MARK	SIZE	GRADE	QTY.	LENGTH	AREA	WEIGHT
MATERIAL LIST FOR WORKSHOP					TOTALS	1023 <sup>2</sup>
						31 ft
Tekla structure			DRAWING No. HR8			
			JOB No.	BLVD	DESCRIPTION	PART DRAWIN
			DRAWN BY		REVISION No.	
			DATE DRAWN	11/24/2015	REVISION DATE	



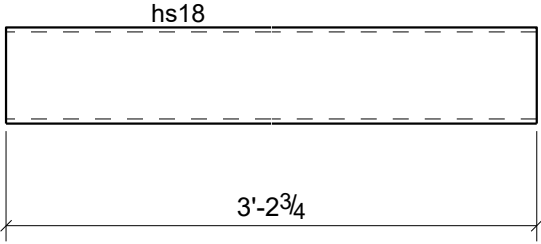
						1	HR9
						Qty.	In Assembly
HR9	HSS1-1/2X1-1/2X1/8	A500-GR.B	1	18'-9 7/8"	1274	39	
MARK	SIZE	GRADE	QTY.	LENGTH	AREA	WEIGHT	
MATERIAL LIST FOR WORKSHOP					TOTALS	1274 <sup>ft</sup>	39 <sup>ft</sup>
Tekla structure				DRAWING No.	HR9		
				JOB No.	BLVD	DESCRIPTION	PART DRAWIN
				DRAWN BY		REVISION No.	
				DATE DRAWN	11/24/2015	REVISION DATE	



						1	SC10
						Qty.	In Assembly
hs14	HSS4X2X3/16	A500-GR.B	1	3'-7 3/4"	499	23	
MARK	SIZE	GRADE	QTY.	LENGTH	AREA	WEIGHT	
MATERIAL LIST FOR WORKSHOP					TOTALS	499	23
Tekla structure			DRAWING No.		hs14		
			JOB No.	BLVD	DESCRIPTION	PART DRAWIN	
			DRAWN BY		REVISION No.	0	
			DATE DRAWN	02/03/2016	REVISION DATE	08/FEB/201	

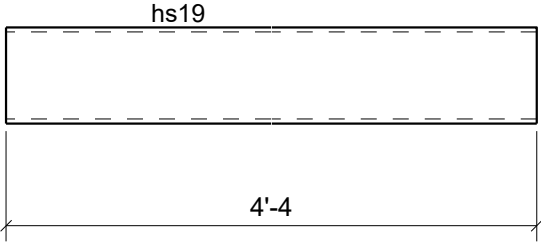


					1	GT1
					Qty.	In Assembly
hs17	HSS1-1/2X1-1/2X1/8	A500-GR.B	1	3'-7 3/4"	247	8
MARK	SIZE	GRADE	QTY.	LENGTH	AREA	WEIGHT
MATERIAL LIST FOR WORKSHOP					247 <sup>2</sup>	180ft
			TOTALS		247 <sup>2</sup>	180ft
Tekla structure	DRAWING No.		hs17			
	JOB No.		BLVD	DESCRIPTION	PART DRAWIN	
	DRAWN BY			REVISION No.		
	DATE DRAWN		11/24/2015	REVISION DATE		

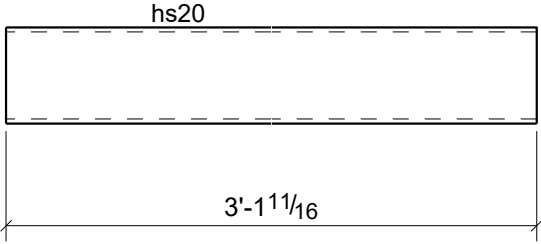


						2	SC1
						Qty.	In Assembly
hs18	HSS4X2X3/16	A500-GR.B	2	3'-2 3/4"	442	21	
MARK	SIZE	GRADE	QTY.	LENGTH	AREA	WEIGHT	
MATERIAL LIST FOR WORKSHOP					TOTALS	884 <sup>2</sup>	42ft
Tekla structure	.			DRAWING No. hs18			
				JOB No.	BLVD	DESCRIPTION	PART DRAWIN
				DRAWN BY		REVISION No.	
				DATE DRAWN	03/31/2016	REVISION DATE	

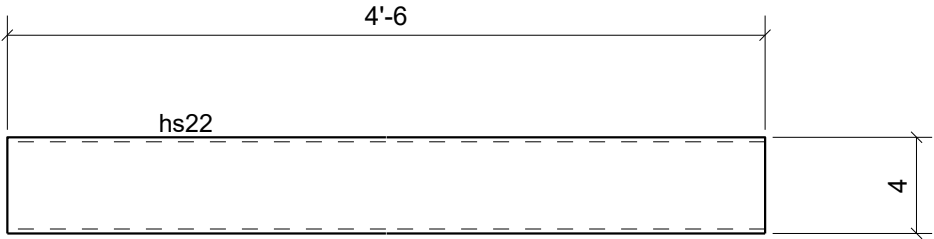




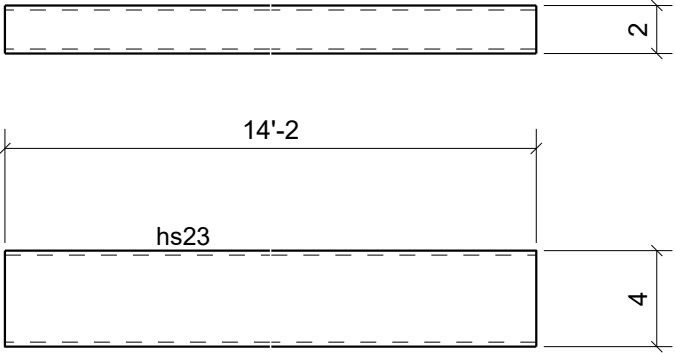
						1	SC2
						Qty.	In Assembly
hs19	HSS4X2X3/16	A500-GR.B	1	4'-4"	593	28	
MARK	SIZE	GRADE	QTY.	LENGTH	AREA	WEIGHT	
MATERIAL LIST FOR WORKSHOP					TOTALS	593 <sup>2</sup>	28 <sup>lb</sup>
Tekla structure	.			DRAWING No. hs19			
				JOB No.	BLVD	DESCRIPTION	PART DRAWIN
				DRAWN BY		REVISION No.	
				DATE DRAWN	03/31/2016	REVISION DATE	



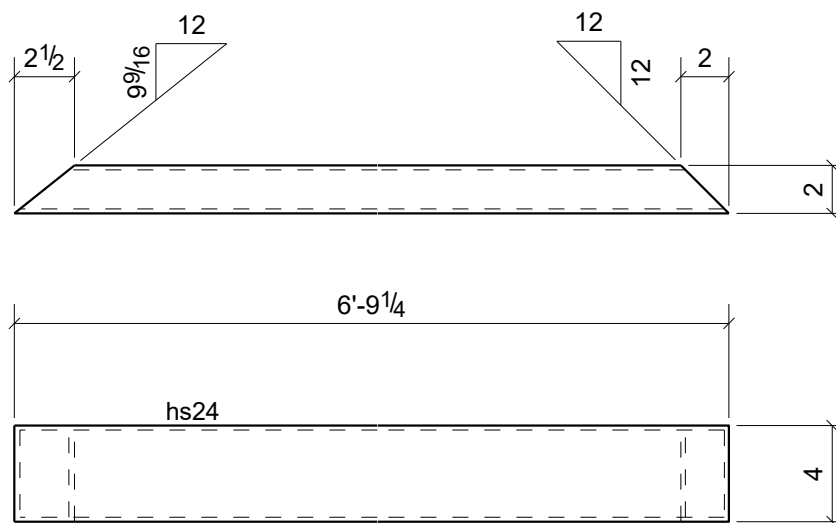
						6	SC12
						Qty.	In Assembly
hs20	HSS4X2X3/16	A500-GR.B	6	3'-1 11/16"	429	20	
MARK	SIZE	GRADE	QTY.	LENGTH	AREA	WEIGHT	
MATERIAL LIST FOR WORKSHOP					TOTALS	2576 <sup>2</sup>	1241ft
Tekla structure	.			DRAWING No. hs20			
				JOB No.	BLVD	DESCRIPTION	PART DRAWIN
				DRAWN BY		REVISION No.	
				DATE DRAWN	03/31/2016	REVISION DATE	



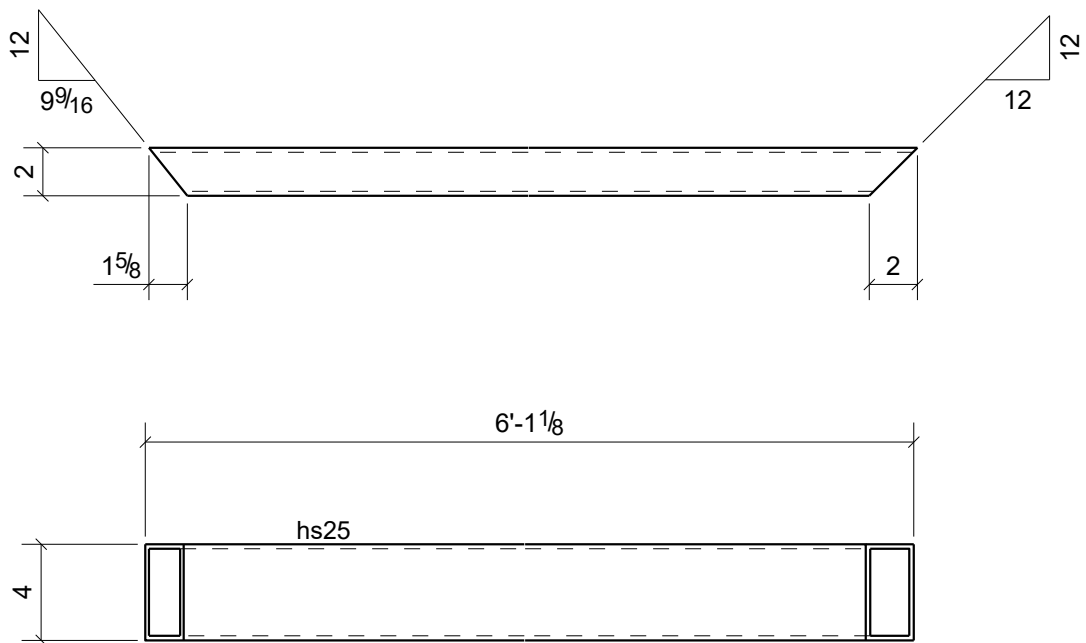
						3	SC11
						Qty.	In Assembly
hs22	HSS4X2X3/16	A500-GR.B	3	4'-6"	616	29	
MARK	SIZE	GRADE	QTY.	LENGTH	AREA	WEIGHT	
MATERIAL LIST FOR WORKSHOP					TOTALS	1847 <sup>2</sup>	87/ft
Tekla structure				DRAWING No.	hs22		
				JOB No.	BLVD	DESCRIPTION	PART DRAWIN
				DRAWN BY		REVISION No.	0
				DATE DRAWN	11/24/2015	REVISION DATE	08/FEB/201



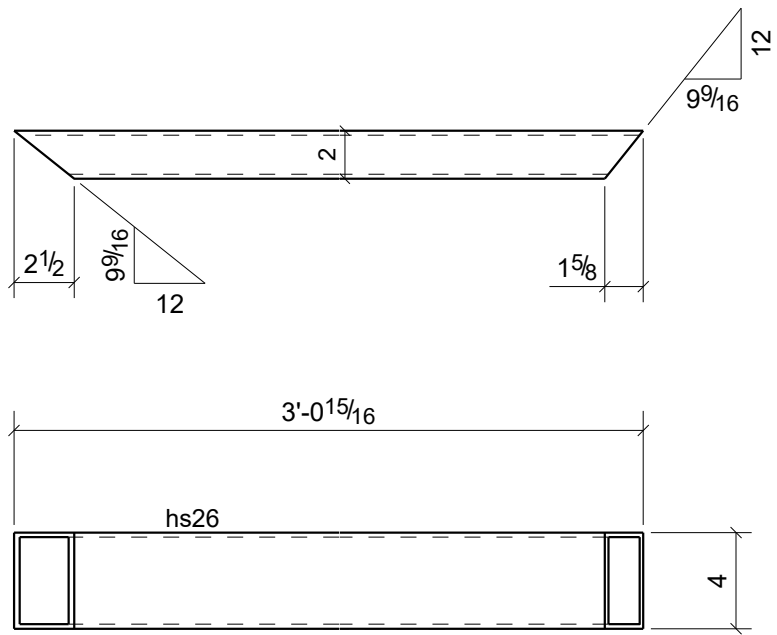
						1	SC6
						Qty.	In Assembly
hs23	HSS4X2X3/16	A500-GR.B	1	14'-2"	1938	91	
MARK	SIZE	GRADE	QTY.	LENGTH	AREA	WEIGHT	
MATERIAL LIST FOR WORKSHOP					TOTALS	1938 <sup>2</sup>	91/ft
Tekla structure				DRAWING No.	hs23		
				JOB No.	BLVD	DESCRIPTION	PART DRAWIN
				DRAWN BY		REVISION No.	0
				DATE DRAWN	11/24/2015	REVISION DATE	08/FEB/201



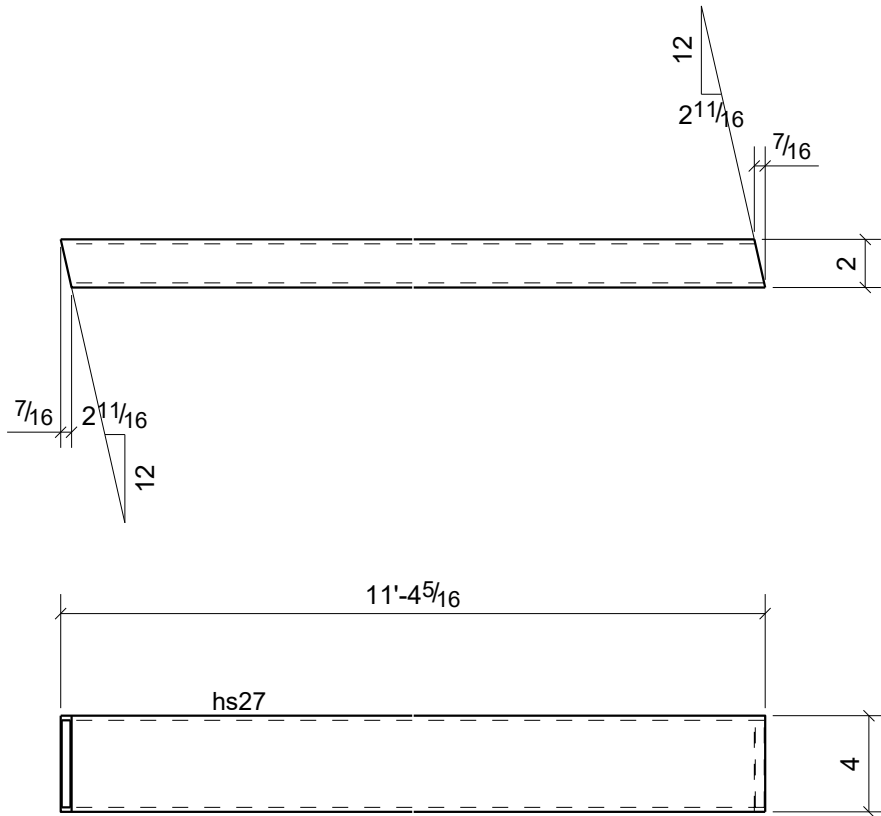
						1	SC9
						Qty.	In Assembly
hs24	HSS4X2X3/16	A500-GR.B	1	6'-9 1/4"	926	44	
MARK	SIZE	GRADE	QTY.	LENGTH	AREA	WEIGHT	
MATERIAL LIST FOR WORKSHOP					TOTALS	926 <sup>2</sup>	44 <sup>ft</sup>
Tekla structure 0 0			DRAWING No.		hs24		
			JOB No.		BLVD	DESCRIPTION	PART DRAWIN
			DRAWN BY			REVISION No.	0
			DATE DRAWN		11/24/2015	REVISION DATE	08/FEB/201



					1	SC9
					Qty.	In Assembly
hs25	HSS4X2X3/16	A500-GR.B	1	6'-1 1/8"	833	39
MARK	SIZE	GRADE	QTY.	LENGTH	AREA	WEIGHT
MATERIAL LIST FOR WORKSHOP					TOTALS	833 <sup>2</sup>
						39ft
Tekla structure			DRAWING No. <b>hs25</b>			
			JOB No.	BLVD	DESCRIPTION	PART DRAWIN
			DRAWN BY		REVISION No.	0
			DATE DRAWN	11/24/2015	REVISION DATE	08/FEB/201



						1	SC9
						Qty.	In Assembly
hs26	HSS4X2X3/16	A500-GR.B	1	3'-0 15/16"	421	20	
MARK	SIZE	GRADE	QTY.	LENGTH	AREA	WEIGHT	
MATERIAL LIST FOR WORKSHOP					TOTALS	421 <sup>2</sup> 20ft	
Tekla structures	.		DRAWING No.		hs26		
			JOB No.		BLVD	DESCRIPTION	PART DRAWIN
			DRAWN BY			REVISION No.	0
			DATE DRAWN		11/24/2015	REVISION DATE	08/FEB/201

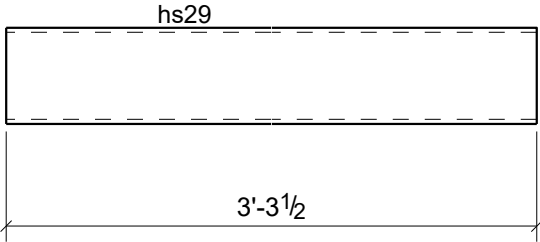


1	SC8
1	SC10
Qty.	In Assembly

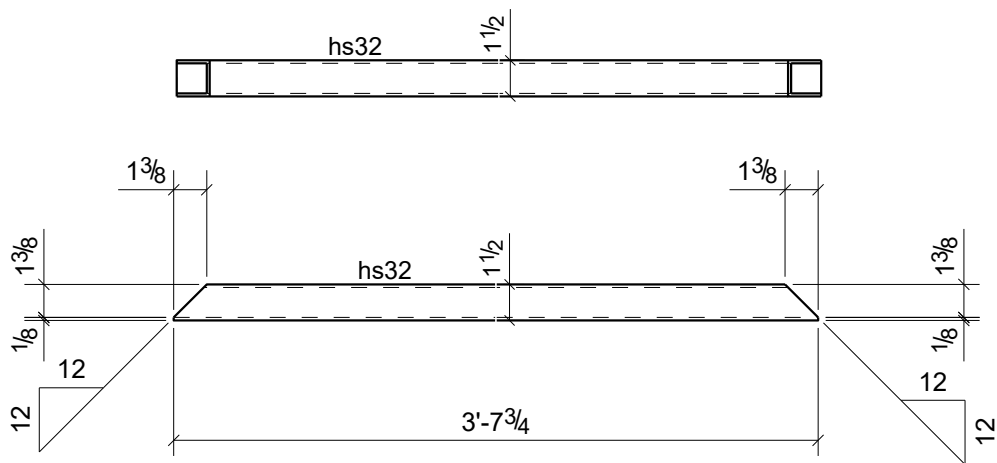
hs27	HSS4X2X3/16	A500-GR.B	2	11'-4 5/16"	1554	73
MARK	SIZE	GRADE	QTY.	LENGTH	AREA	WEIGHT
MATERIAL LIST FOR WORKSHOP					TOTALS	3108 <sup>2</sup> 1460 <sup>ft</sup>

Tekla structure	.	DRAWING No.		hs27		
		JOB No.	BLVD	DESCRIPTION	PART DRAWIN	
		DRAWN BY		REVISION No.	0	
		DATE DRAWN	11/24/2015	REVISION DATE	08/FEB/201	

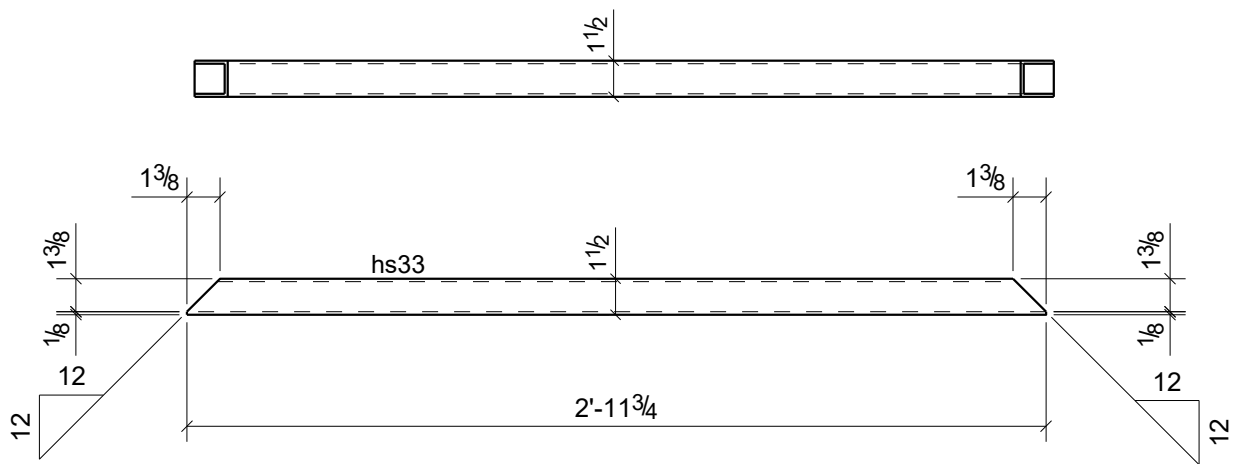




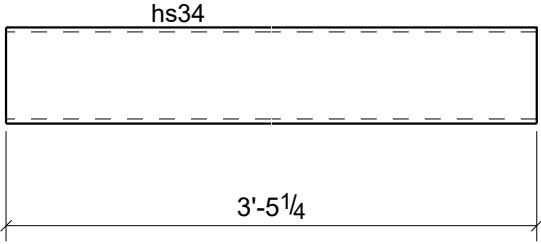
						2	SC16
						Qty.	In Assembly
hs29	HSS4X2X3/16	A500-GR.B	2	3'-3 1/2"	450	21	
MARK	SIZE	GRADE	QTY.	LENGTH	AREA	WEIGHT	
MATERIAL LIST FOR WORKSHOP					TOTALS	901 <sup>2</sup>	42ft
Tekla structure	.			DRAWING No. hs29			
				JOB No.	BLVD	DESCRIPTION	PART DRAWIN
				DRAWN BY		REVISION No.	
				DATE DRAWN	03/31/2016	REVISION DATE	



						1	GT1
						Qty.	In Assembly
hs32	HSS1-1/2X1-1/2X1/8	A500-GR.B	1	3'-7 3/4"	247	8	
MARK	SIZE	GRADE	QTY.	LENGTH	AREA	WEIGHT	
MATERIAL LIST FOR WORKSHOP					TOTALS	247 <sup>2</sup>	180ft
Tekla structure				DRAWING No.	hs32		
				JOB No.	BLVD	DESCRIPTION	PART DRAWIN
				DRAWN BY		REVISION No.	
				DATE DRAWN	11/24/2015	REVISION DATE	



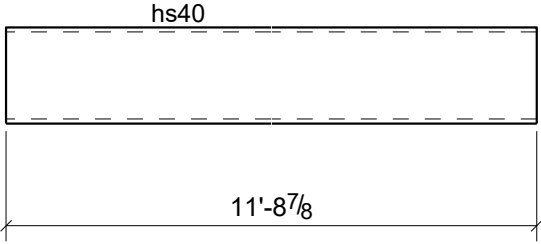
						1	GT1
						Qty.	In Assembly
hs33	HSS1-1/2X1-1/2X1/8	A500-GR.B	1	2'-11 3/4"	202	6	
MARK	SIZE	GRADE	QTY.	LENGTH	AREA	WEIGHT	
MATERIAL LIST FOR WORKSHOP					TOTALS	202 <sup>2</sup>	150ft
Tekla structure				DRAWING No.	hs33		
				JOB No.	BLVD	DESCRIPTION	PART DRAWIN
				DRAWN BY		REVISION No.	
				DATE DRAWN	11/24/2015	REVISION DATE	



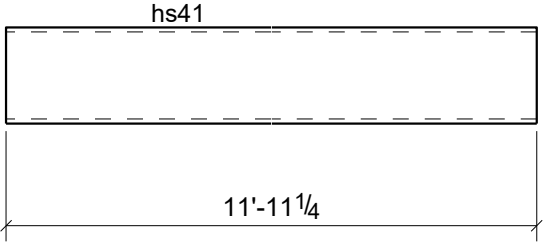
2	SC3
2	SC14
Qty.	In Assembly

hs34	HSS4X2X3/16	A500-GR.B	4	3'-5 1/4"	470	22
MARK	SIZE	GRADE	QTY.	LENGTH	AREA	WEIGHT
MATERIAL LIST FOR WORKSHOP					TOTALS	1881 <sup>2</sup> 88ft

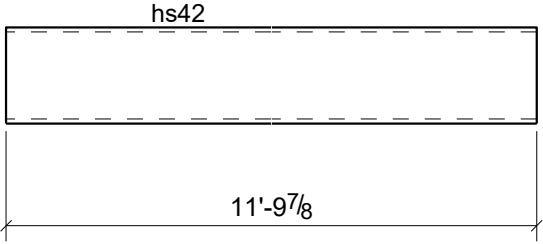
Tekla structure	.	0	0	DRAWING No.		hs34		
				JOB No.		BLVD	DESCRIPTION	PART DRAWIN
				DRAWN BY			REVISION No.	
				DATE DRAWN		03/28/2016	REVISION DATE	



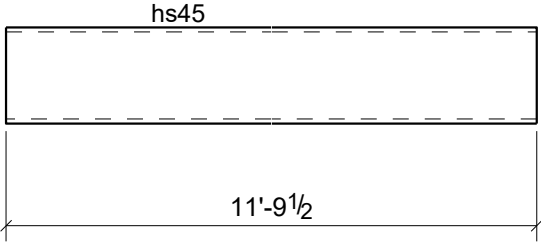
						1	SC3
						Qty.	In Assembly
hs40	HSS4X4X3/16	A500-GR.B	1	11'-8 7/8"	2164	103	
MARK	SIZE	GRADE	QTY.	LENGTH	AREA	WEIGHT	
MATERIAL LIST FOR WORKSHOP					TOTALS	2164 <sup>2</sup>	103 <sup>3</sup>
Tekla structure	.			DRAWING No. hs40			
				JOB No.	BLVD	DESCRIPTION	PART DRAWIN
				DRAWN BY		REVISION No.	
				DATE DRAWN	03/31/2016	REVISION DATE	



						3	SC12
						Qty.	In Assembly
hs41	HSS4X4X3/16	A500-GR.B	3	11'-11 1/4"	2200	105	
MARK	SIZE	GRADE	QTY.	LENGTH	AREA	WEIGHT	
MATERIAL LIST FOR WORKSHOP					TOTALS	6601 <sup>2</sup>	314 <sup>ft</sup>
Tekla structure				DRAWING No.	hs41		
				JOB No.	BLVD	DESCRIPTION	PART DRAWIN
				DRAWN BY		REVISION No.	
				DATE DRAWN	03/31/2016	REVISION DATE	

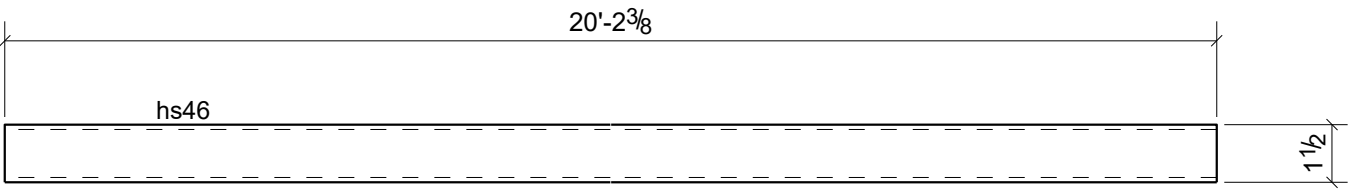


						1	SC3
						Qty.	In Assembly
hs42	HSS4X4X3/16	A500-GR.B	1	11'-9 7/8"	2179	104	
MARK	SIZE	GRADE	QTY.	LENGTH	AREA	WEIGHT	
MATERIAL LIST FOR WORKSHOP					TOTALS	2179	104
Tekla structure			DRAWING No.		hs42		
			JOB No.		BLVD	DESCRIPTION	PART DRAWIN
			DRAWN BY			REVISION No.	
			DATE DRAWN		03/31/2016	REVISION DATE	

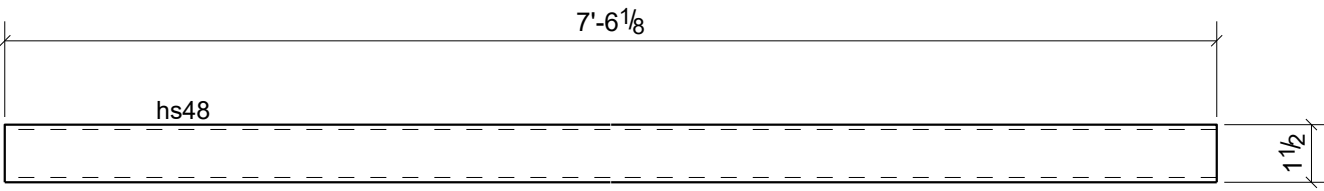


						3	SC12
						Qty.	In Assembly
hs45	HSS4X4X3/16	A500-GR.B	3	11'-9 1/2"	2173	104	
MARK	SIZE	GRADE	QTY.	LENGTH	AREA	WEIGHT	
MATERIAL LIST FOR WORKSHOP					TOTALS	6526 <sup>2</sup>	311 <sup>1</sup> /ft
Tekla structure				DRAWING No.	hs45		
				JOB No.	BLVD	DESCRIPTION	PART DRAWIN
				DRAWN BY		REVISION No.	
				DATE DRAWN	03/31/2016	REVISION DATE	






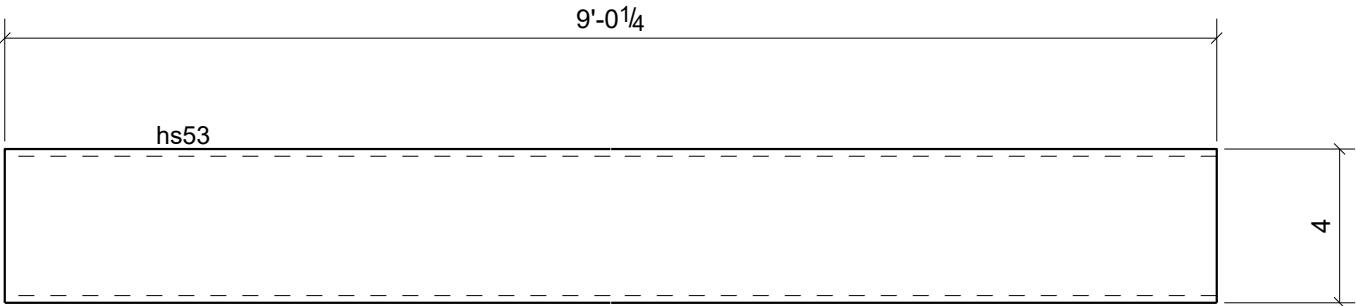
						1	HR18
						Qty.	In Assembly
hs46	HSS1-1/2X1-1/2X1/8	A500-GR.B	1	20'-2 3/8"	1367	42	
MARK	SIZE	GRADE	QTY.	LENGTH	AREA	WEIGHT	
MATERIAL LIST FOR WORKSHOP					TOTALS	1367 <sup>2</sup>	42ft
Tekla structure				DRAWING No.	hs46		
				JOB No.	BLVD	DESCRIPTION	PART DRAWIN
				DRAWN BY		REVISION No.	
				DATE DRAWN	02/02/2016	REVISION DATE	



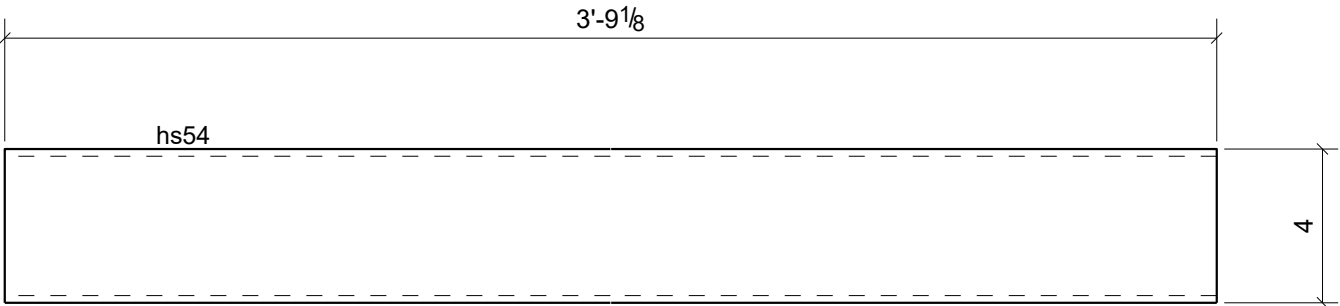
						1	HR21
						Qty.	In Assembly
hs48	HSS1-1/2X1-1/2X1/8	A500-GR.B	1	7'-6 1/8"	508	16	
MARK	SIZE	GRADE	QTY.	LENGTH	AREA	WEIGHT	
MATERIAL LIST FOR WORKSHOP					TOTALS	508 <sup>2</sup>	16 <sup>ft</sup>
Tekla structure				DRAWING No.	hs48		
				JOB No.	BLVD	DESCRIPTION	PART DRAWIN
				DRAWN BY		REVISION No.	
				DATE DRAWN	02/02/2016	REVISION DATE	



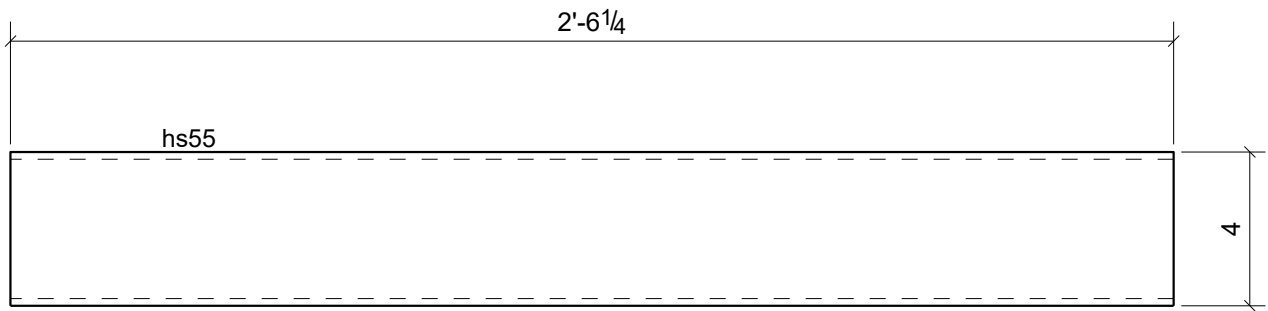
						1	HR19
						Qty.	In Assembly
hs50	HSS1-1/2X1-1/2X1/8	A500-GR.B	1	2'-7 5/8"	178	5	
MARK	SIZE	GRADE	QTY.	LENGTH	AREA	WEIGHT	
MATERIAL LIST FOR WORKSHOP					TOTALS	178 <sup>2</sup>	150ft
Tekla structure				DRAWING No.	hs50		
	.			JOB No.	BLVD	DESCRIPTION	PART DRAWIN
	0			DRAWN BY		REVISION No.	
	0			DATE DRAWN	02/02/2016	REVISION DATE	



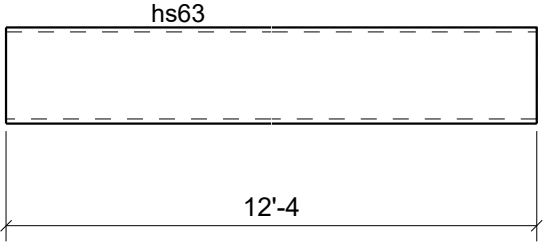
						1	HR20
						Qty.	In Assembly
hs53	RHS4"X1 1/2"X3/16"	A500-GR.B	1	9'-0 1/4"	1166	59	
MARK	SIZE	GRADE	QTY.	LENGTH	AREA	WEIGHT	
MATERIAL LIST FOR WORKSHOP					TOTALS	1166 <sup>2</sup>	59ft
Tekla structure				DRAWING No.	hs53		
				JOB No.	BLVD	DESCRIPTION	PART DRAWIN
				DRAWN BY		REVISION No.	
				DATE DRAWN	02/02/2016	REVISION DATE	



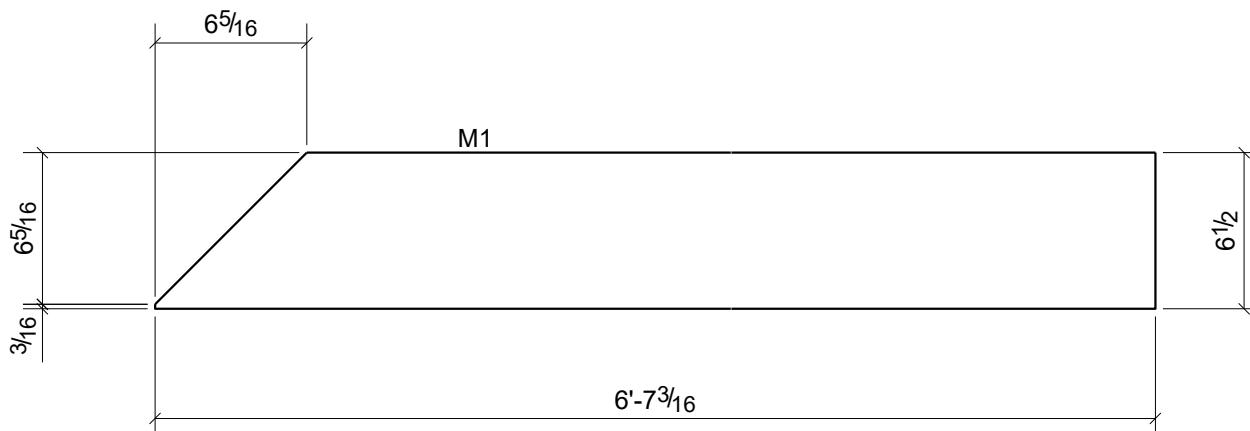
						1	HR19
						Qty.	In Assembly
hs54	RHS4"X1 1/2"X3/16"	A500-GR.B	1	3'-9 1/8"	487	25	
MARK	SIZE	GRADE	QTY.	LENGTH	AREA	WEIGHT	
MATERIAL LIST FOR WORKSHOP					TOTALS	487 <sup>2</sup>	25ft
Tekla structure				DRAWING No.	hs54		
				JOB No.	BLVD	DESCRIPTION	PART DRAWIN
				DRAWN BY		REVISION No.	
				DATE DRAWN	02/02/2016	REVISION DATE	



						1	HR19
						Qty.	In Assembly
hs55	RHS4"X1 1/2"X3/16"	A500-GR.B	1	2'-6 1/4"	327	16	
MARK	SIZE	GRADE	QTY.	LENGTH	AREA	WEIGHT	
MATERIAL LIST FOR WORKSHOP					TOTALS	327 <sup>2</sup>	16 <sup>ft</sup>
Tekla structure				DRAWING No.	hs55		
				JOB No.	BLVD	DESCRIPTION	PART DRAWIN
				DRAWN BY		REVISION No.	
				DATE DRAWN	02/02/2016	REVISION DATE	



						1	SC14
						Qty.	In Assembly
hs63	HSS4X4X3/16	A500-GR.B	1	12'-4"	2273	108	
MARK	SIZE	GRADE	QTY.	LENGTH	AREA	WEIGHT	
MATERIAL LIST FOR WORKSHOP					TOTALS	2273 <sup>2</sup>	108 <sup>ft</sup>
Tekla structure				DRAWING No.	hs63		
				JOB No.	BLVD	DESCRIPTION	PART DRAWIN
				DRAWN BY		REVISION No.	
				DATE DRAWN	03/31/2016	REVISION DATE	



						1	M1
						Qty.	In Assembly
M1	FL3/16"X6 1/2"	A36	1	6'-7 3/16"	1021	26	
MARK	SIZE	GRADE	QTY.	LENGTH	AREA	WEIGHT	
MATERIAL LIST FOR WORKSHOP					TOTALS	1021 <sup>2</sup>	26 <sup>ft</sup>
Tekla structure 0 0			DRAWING No.		M1		
			JOB No.		BLVD	DESCRIPTION	PART DRAWIN
			DRAWN BY			REVISION No.	0
			DATE DRAWN		02/25/2016	REVISION DATE	01/MAR/201






3	M14
Qty.	In Assembly

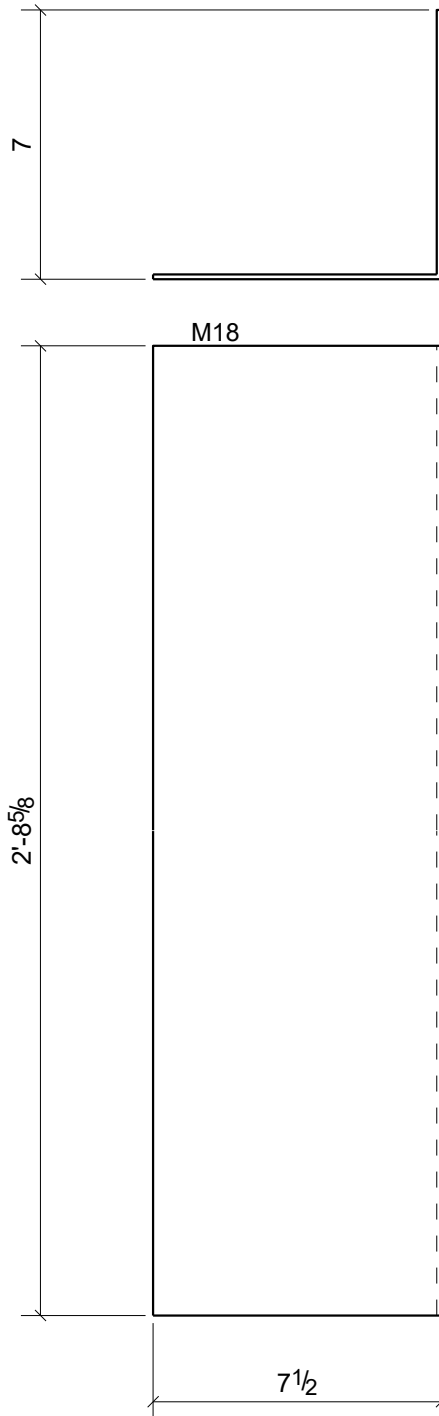
M14	PLT1/8"X14 1/4"	A36	3	10'-0"	3484	61
MARK	SIZE	GRADE	QTY.	LENGTH	AREA	WEIGHT
MATERIAL LIST FOR WORKSHOP					TOTALS	10451 <sup>2</sup> 1833 <sup>3</sup>

Tekla structure	.	DRAWING No.		M14		
		JOB No.	BLVD	DESCRIPTION	PART DRAWIN	
		DRAWN BY		REVISION No.		
		DATE DRAWN	02/08/2016	REVISION DATE		



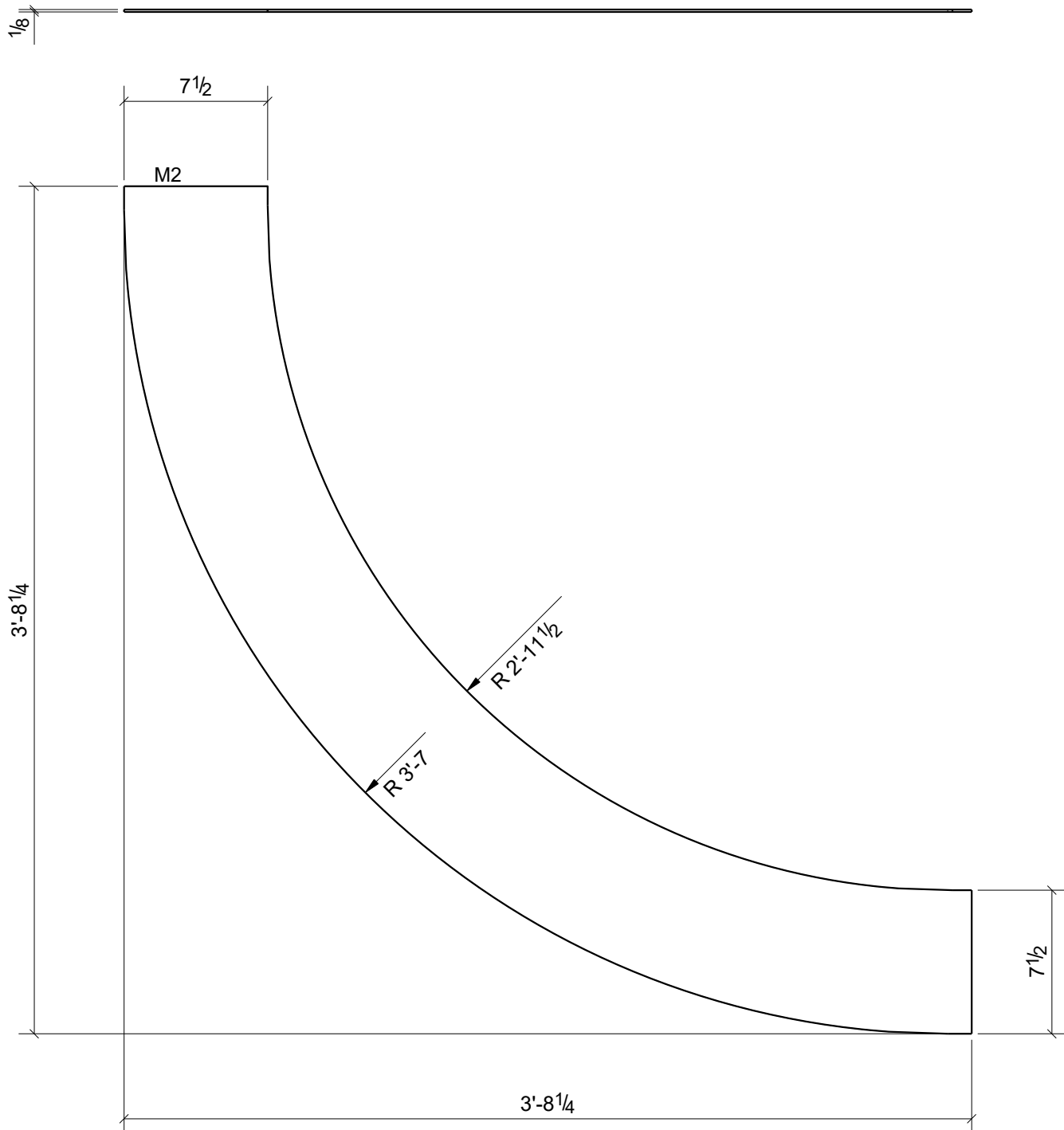
1	M17
Qty.	In Assembly
2353	41
2353	41

M17	PLT1/8"X14 1/4"	A36	1	6'-9"	2353	41
MARK	SIZE	GRADE	QTY.	LENGTH	AREA	WEIGHT
MATERIAL LIST FOR WORKSHOP					TOTALS	2353
						41
DRAWING No.			M17			
JOB No.			BLVD	DESCRIPTION	PART DRAWIN	
DRAWN BY				REVISION No.		
DATE DRAWN			02/08/2016	REVISION DATE		




1	M18
Qty.	In Assembly
950	17
950 <sup>2</sup>	17/ft

M18	PLT1/8"X14 1/4"	A36	1	2'-8 5/8"	950	17
MARK	SIZE	GRADE	QTY.	LENGTH	AREA	WEIGHT
MATERIAL LIST FOR WORKSHOP					TOTALS	950 <sup>2</sup>
TOTALS					950 <sup>2</sup>	17/ft
DRAWING No.			M18			
JOB No.			BLVD	DESCRIPTION	PART DRAWIN	
DRAWN BY				REVISION No.		
DATE DRAWN			02/08/2016	REVISION DATE		

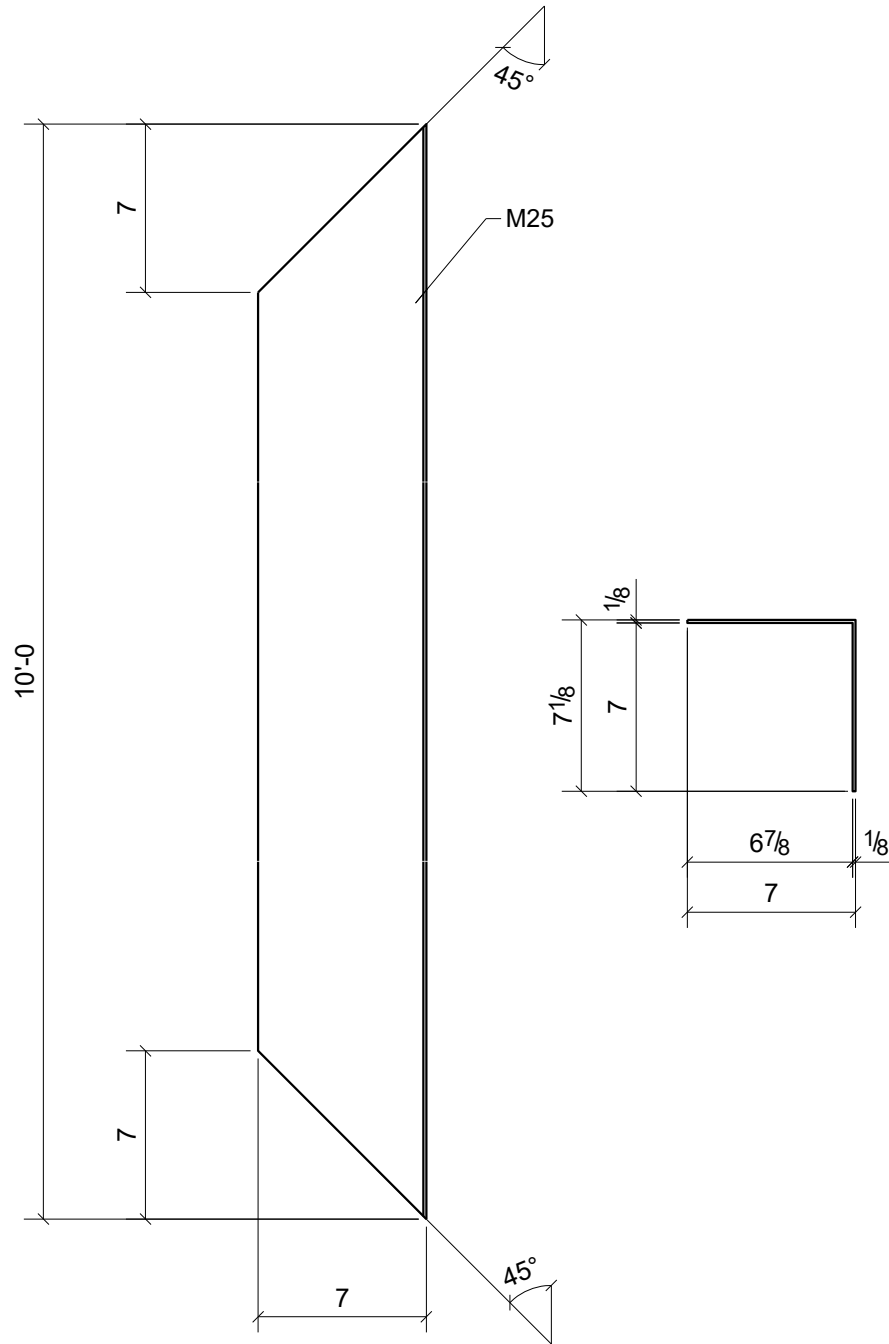


					4	M2
					Qty.	In Assembly
M2	PL 1/8"X44 1/4"	A36	4	3'-8 1/4"	980	17
MARK	SIZE	GRADE	QTY.	LENGTH	AREA	WEIGHT
MATERIAL LIST FOR WORKSHOP					3916 <sup>2</sup>	68ft
Tekla structure			DRAWING No. M2			
			JOB No.	BLVD	DESCRIPTION	PART DRAWIN
			DRAWN BY		REVISION No.	
			DATE DRAWN	02/08/2016	REVISION DATE	

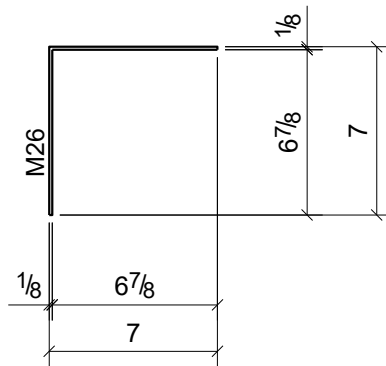
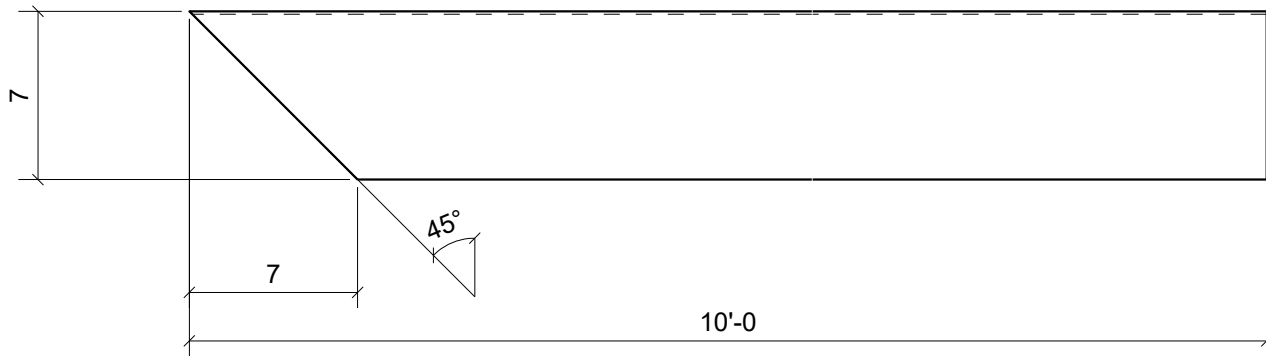


1	M21
Qty.	In Assembly
805	14
805 <sup>2</sup>	14 ft

M21	PLT1/8"X14 1/4"	A36	1	2'-3 5/8"	805	14
MARK	SIZE	GRADE	QTY.	LENGTH	AREA	WEIGHT
MATERIAL LIST FOR WORKSHOP					TOTALS	805 <sup>2</sup>
TOKLA STRUCTURE						14 ft
.			DRAWING No. M21			
0			JOB No.	BLVD	DESCRIPTION	PART DRAWIN
0			DRAWN BY		REVISION No.	
			DATE DRAWN	02/08/2016	REVISION DATE	



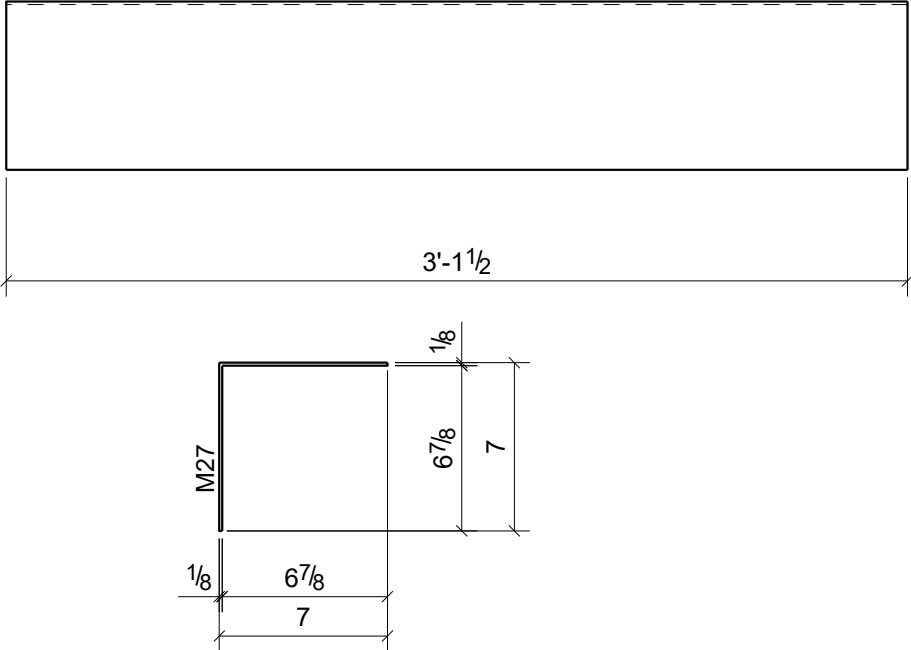
M25	PLT1/8"X13 7/8"	A36	1	10'-0"	1	M25
					Qty.	In Assembly
MARK	SIZE	GRADE	QTY.	LENGTH	3293	58
MATERIAL LIST FOR WORKSHOP					3293	58
TOTALS					3293	58
DRAWING No.			M25			
JOB No.			BLVD	DESCRIPTION	PART DRAWIN	
DRAWN BY				REVISION No.		
DATE DRAWN			02/25/2016	REVISION DATE		



1	M26
Qty.	In Assembly

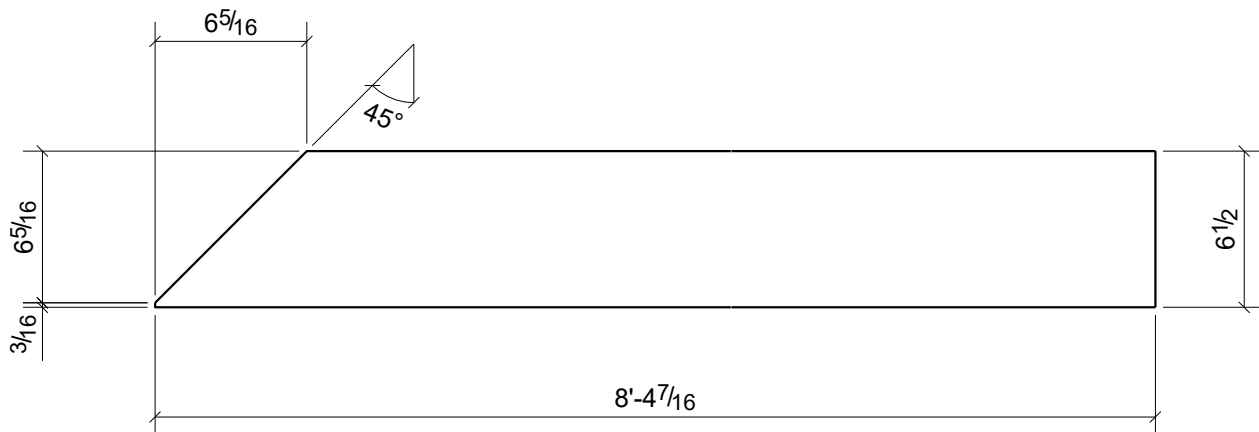
M26	PLT1/8"X13 3/4"	A36	1	10'-0"	3313	58
MARK	SIZE	GRADE	QTY.	LENGTH	AREA	WEIGHT
MATERIAL LIST FOR WORKSHOP					TOTALS	3313 <sup>2</sup> 58ft

Tekla structure	.	0	0	DRAWING No.		M26		
				JOB No.		BLVD	DESCRIPTION	PART DRAWIN
				DRAWN BY			REVISION No.	
				DATE DRAWN		02/25/2016	REVISION DATE	

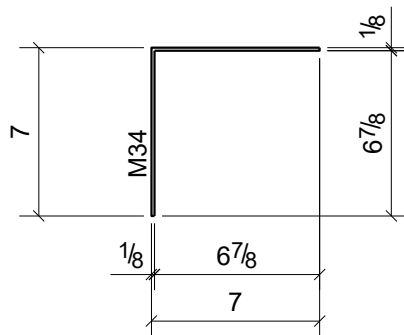
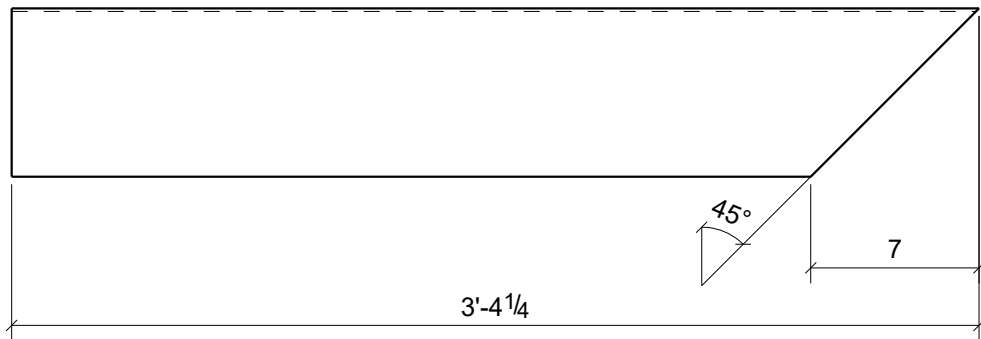


						1	M27
						Qty.	In Assembly
M27	PLT1/8"X13 3/4"	A36	1	3'-1 1/2"	1053	18	
MARK	SIZE	GRADE	QTY.	LENGTH	AREA	WEIGHT	
MATERIAL LIST FOR WORKSHOP					TOTALS	1053 <sup>2</sup>	18 <sup>ft</sup>
Tekla structure	.			DRAWING No. M27			
				JOB No.	BLVD	DESCRIPTION	PART DRAWIN
				DRAWN BY		REVISION No.	
				DATE DRAWN	02/25/2016	REVISION DATE	

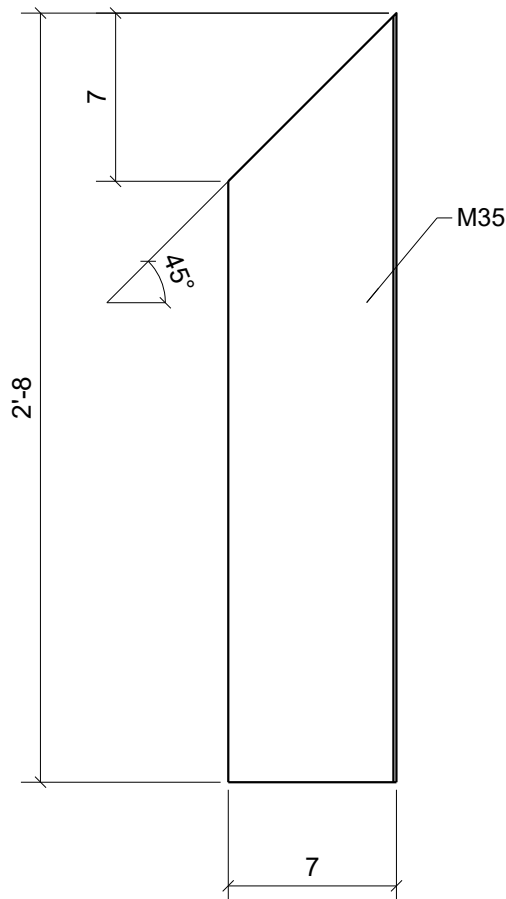
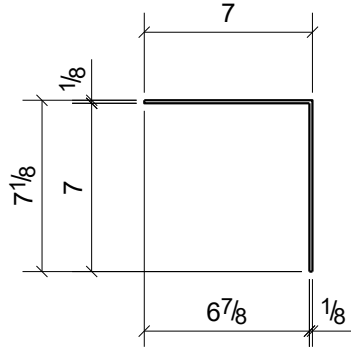




						1	M3
						Qty.	In Assembly
M3	FL3/16"X6 1/2"	A36	1	8'-4 7/16"	1305	34	
MARK	SIZE	GRADE	QTY.	LENGTH	AREA	WEIGHT	
MATERIAL LIST FOR WORKSHOP					TOTALS	1305 <sup>2</sup>	34ft
Tekla structure	.			DRAWING No. M3			
				JOB No.	BLVD	DESCRIPTION	PART DRAWIN
				DRAWN BY		REVISION No.	0
				DATE DRAWN	02/25/2016	REVISION DATE	01/MAR/201



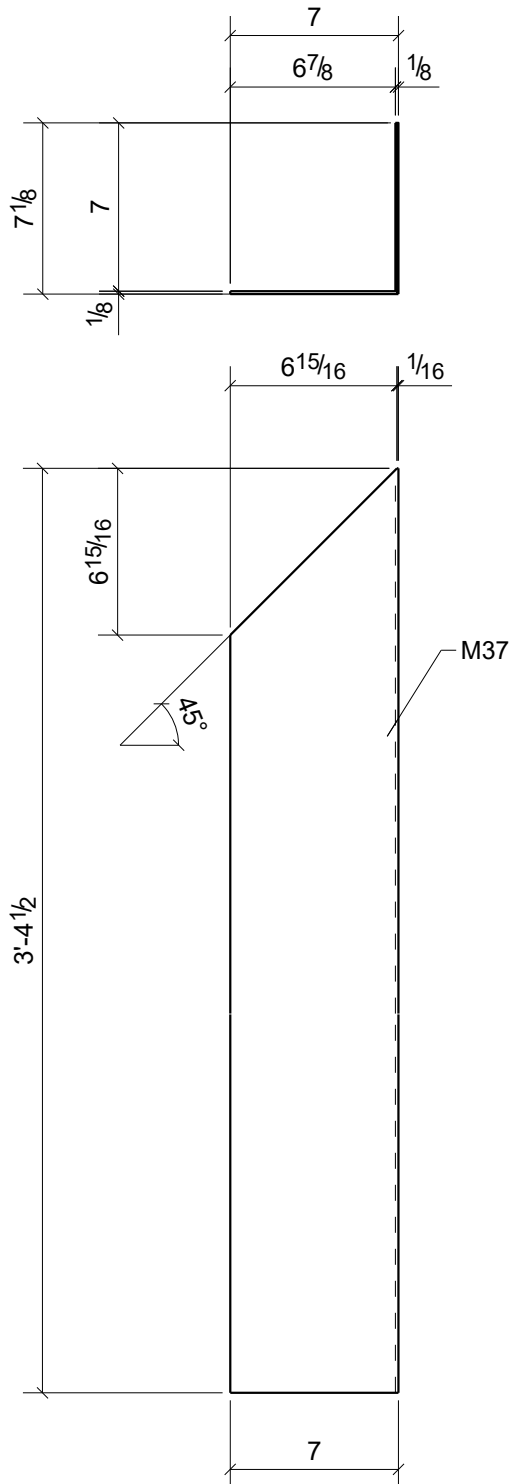
						1	M34
						Qty.	In Assembly
M34	PLT1/8"X13 3/4"	A36	1	3'-4 1/4"	1080	19	
MARK	SIZE	GRADE	QTY.	LENGTH	AREA	WEIGHT	
MATERIAL LIST FOR WORKSHOP					TOTALS	1080 <sup>2</sup>	19 <sup>lb</sup>
Tekla structure			DRAWING No.		M34		
			JOB No.	BLVD	DESCRIPTION	PART DRAWIN	
			DRAWN BY		REVISION No.		
			DATE DRAWN	02/25/2016	REVISION DATE		



1	M35
Qty.	In Assembly

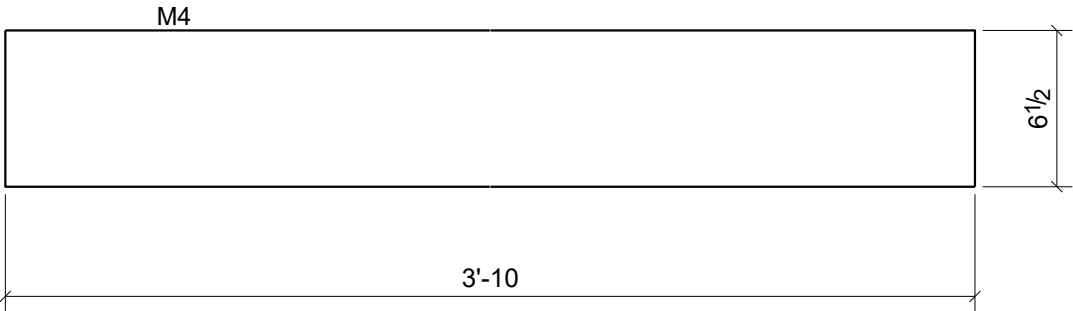
M35	PLT1/8"X13 7/8"	A36	1	2'-8"	857	15
MARK	SIZE	GRADE	QTY.	LENGTH	AREA	WEIGHT
MATERIAL LIST FOR WORKSHOP					857 <sup>2</sup>	15 <sup>ft</sup>

Tekla structure	.	DRAWING No.		M35		
		JOB No.	BLVD	DESCRIPTION	PART DRAWIN	
		DRAWN BY		REVISION No.		
		DATE DRAWN	02/25/2016	REVISION DATE		

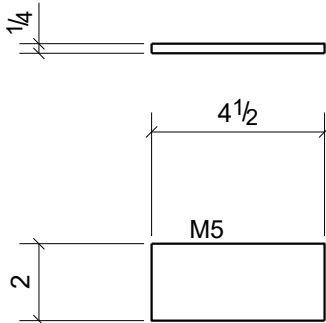


1	M37
Qty.	In Assembly
1099	19
1099	19


M37	PLT1/8"X13 7/8"	A36	1	3'-4 1/2"	1099	19
MARK	SIZE	GRADE	QTY.	LENGTH	AREA	WEIGHT
MATERIAL LIST FOR WORKSHOP					1099	19
TOTALS					1099	19
Tekla structure			DRAWING No.		M37	
			JOB No.	BLVD	DESCRIPTION	PART DRAWIN
			DRAWN BY		REVISION No.	
			DATE DRAWN	02/25/2016	REVISION DATE	



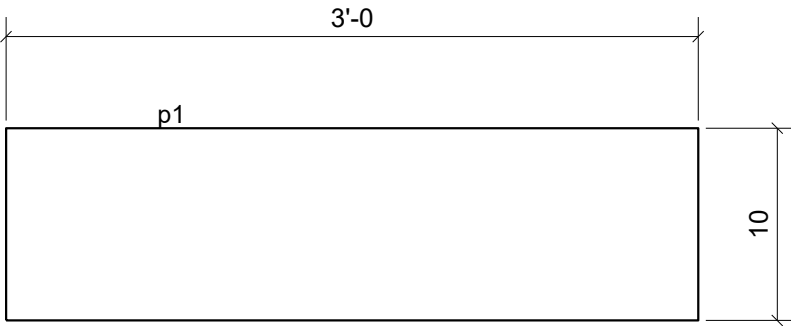
						1	M4
						Qty.	In Assembly
M4	FL3/16"X6 1/2"	A36	1	3'-10"	618	16	
MARK	SIZE	GRADE	QTY.	LENGTH	AREA	WEIGHT	
MATERIAL LIST FOR WORKSHOP					TOTALS	618 <sup>2</sup>	160ft
Tekla structure			DRAWING No.		M4		
			JOB No.		BLVD	DESCRIPTION	PART DRAWIN
			DRAWN BY			REVISION No.	0
			DATE DRAWN		02/25/2016	REVISION DATE	01/MAR/201



						7	M5
						Qty.	In Assembly
M5	FL1/4"X2"	A36	7	0'-4 1/2"	21	1	
MARK	SIZE	GRADE	QTY.	LENGTH	AREA	WEIGHT	
MATERIAL LIST FOR WORKSHOP					TOTALS	149	149
Tekla structure			DRAWING No.		M5		
			JOB No.		BLVD	DESCRIPTION	PART DRAWIN
			DRAWN BY			REVISION No.	
			DATE DRAWN		04/01/2016	REVISION DATE	

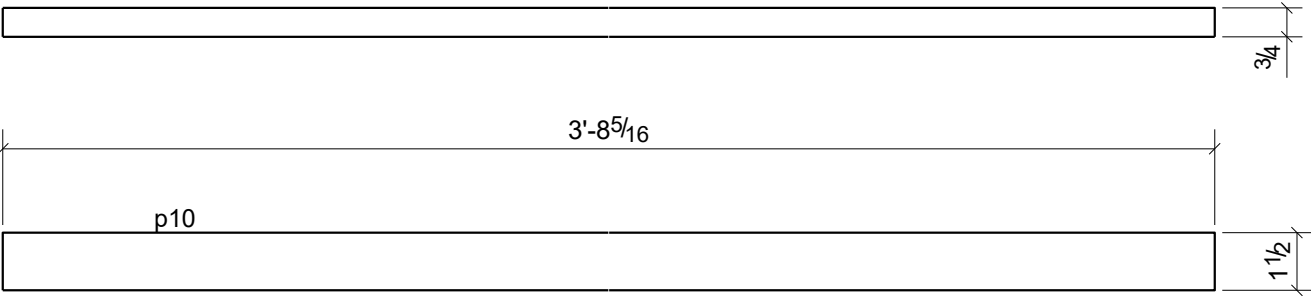


					2	M9
					Qty.	In Assembly
M9	PLT1/8"X14 1/4"	A36	2	7'-3 7/8"	2552	45
MARK	SIZE	GRADE	QTY.	LENGTH	AREA	WEIGHT
MATERIAL LIST FOR WORKSHOP					5104 <sup>2</sup>	90ft
			TOTALS			
Tekla structure			DRAWING No.		M9	
			JOB No.		BLVD	PART DRAWIN
			DRAWN BY		REVISION No.	
			DATE DRAWN		02/08/2016	REVISION DATE

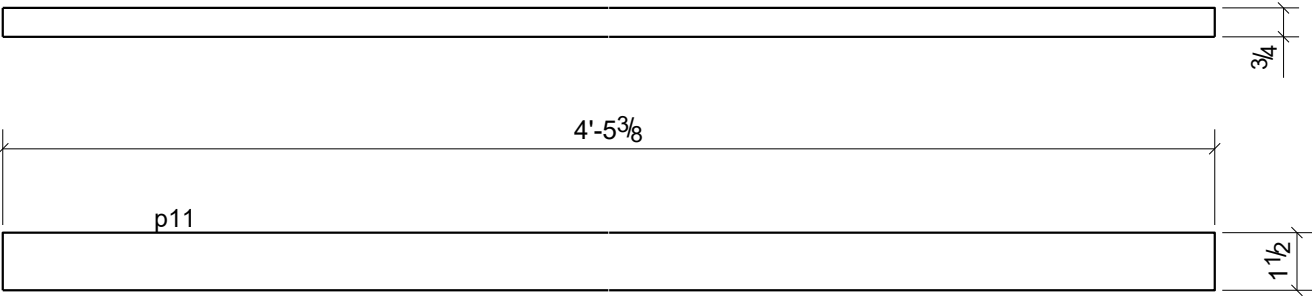


						1	GT1
						Qty.	In Assembly
p1	FL1/8"X10"	A36	1	3'-0"	731	13	
MARK	SIZE	GRADE	QTY.	LENGTH	AREA	WEIGHT	
MATERIAL LIST FOR WORKSHOP					TOTALS	731 <sup>2</sup>	13 <sup>ft</sup>
Tekla structure				DRAWING No.	p1		
				JOB No.	BLVD	DESCRIPTION	PART DRAWIN
				DRAWN BY		REVISION No.	
				DATE DRAWN	11/24/2015	REVISION DATE	






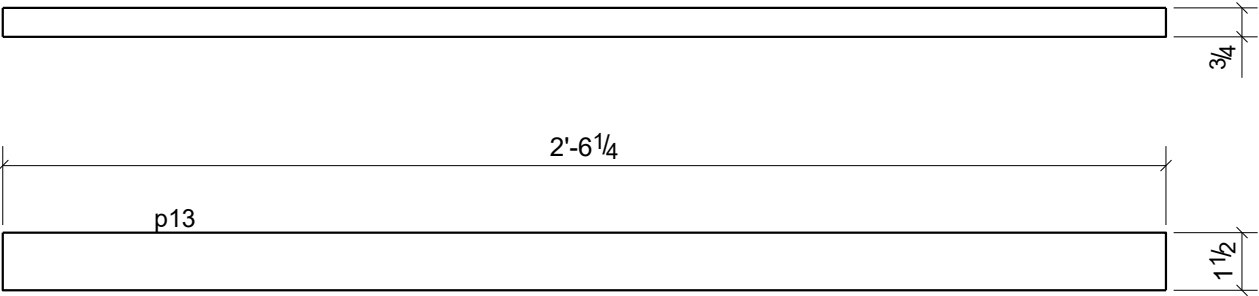
						4	HR21
						Qty.	In Assembly
p10	FL3/4"X1 1/2"	A36	4	3'-8 5/16"	202	14	
MARK	SIZE	GRADE	QTY.	LENGTH	AREA	WEIGHT	
MATERIAL LIST FOR WORKSHOP					TOTALS	807 <sup>2</sup>	567ft
Tekla structure				DRAWING No.	p10		
				JOB No.	BLVD	DESCRIPTION	PART DRAWIN
				DRAWN BY		REVISION No.	
				DATE DRAWN	02/02/2016	REVISION DATE	



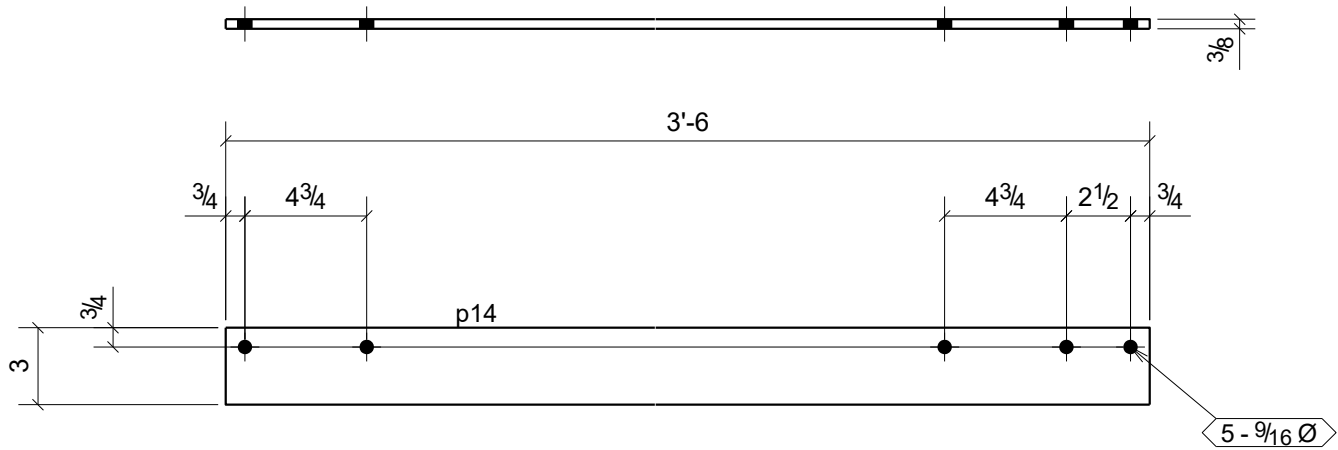
						4	HR20
						Qty.	In Assembly
p11	FL3/4"X1 1/2"	A36	4	4'-5 3/8"	242	17	
MARK	SIZE	GRADE	QTY.	LENGTH	AREA	WEIGHT	
MATERIAL LIST FOR WORKSHOP					TOTALS	976 <sup>2</sup>	68ft
Tekla structure				DRAWING No.	p11		
				JOB No.	BLVD	DESCRIPTION	PART DRAWIN
				DRAWN BY		REVISION No.	
				DATE DRAWN	02/02/2016	REVISION DATE	



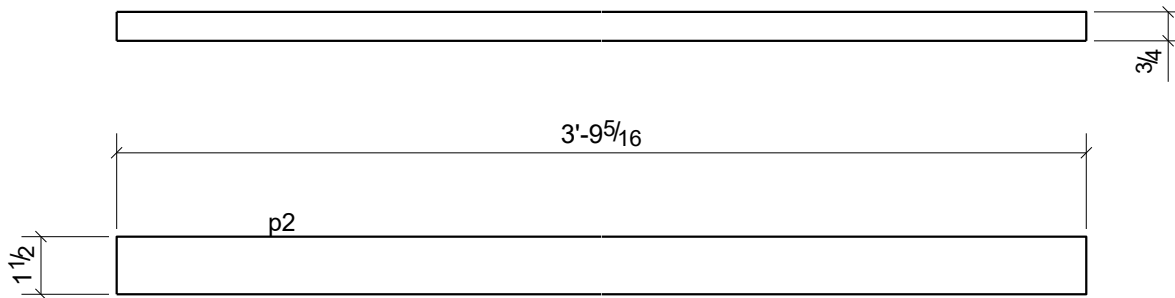
						2	HR19
						Qty.	In Assembly
p12	FL3/4"X1 1/2"	A36	2	3'-9 1/8"	205	14	
MARK	SIZE	GRADE	QTY.	LENGTH	AREA	WEIGHT	
MATERIAL LIST FOR WORKSHOP					TOTALS	411 <sup>2</sup>	259ft
Tekla structure				DRAWING No.	p12		
				JOB No.	BLVD	DESCRIPTION	PART DRAWIN
				DRAWN BY		REVISION No.	
				DATE DRAWN	02/02/2016	REVISION DATE	



						2	HR19
						Qty.	In Assembly
p13	FL3/4"X1 1/2"	A36	2	2'-6 1/4"	138	10	
MARK	SIZE	GRADE	QTY.	LENGTH	AREA	WEIGHT	
MATERIAL LIST FOR WORKSHOP					TOTALS	277 <sup>2</sup>	10ft
Tekla structure				DRAWING No.	p13		
				JOB No.	BLVD	DESCRIPTION	PART DRAWIN
				DRAWN BY		REVISION No.	
				DATE DRAWN	02/02/2016	REVISION DATE	



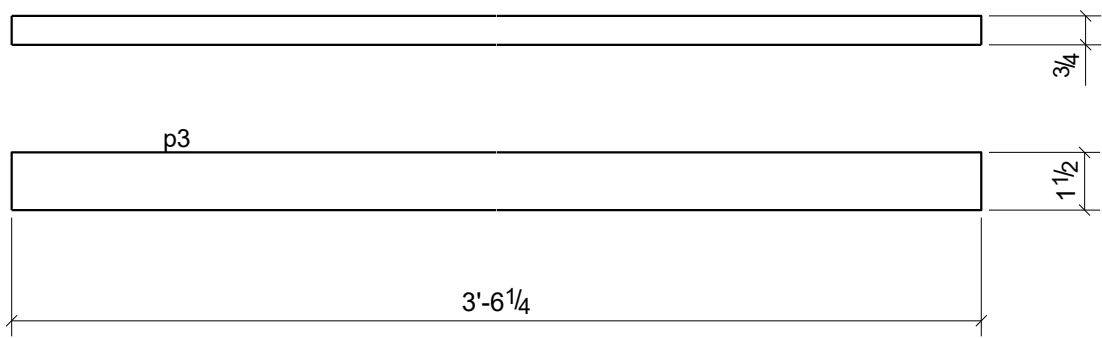
						2	HR19
						Qty.	In Assembly
p14	FL3/8"X3"	A36	2	3'-6"	286	13	
MARK	SIZE	GRADE	QTY.	LENGTH	AREA	WEIGHT	
MATERIAL LIST FOR WORKSHOP					TOTALS	571 <sup>12</sup>	27/ft
Tekla structure			DRAWING No.		p14		
			JOB No.		BLVD	DESCRIPTION	PART DRAWIN
			DRAWN BY			REVISION No.	
			DATE DRAWN		02/02/2016	REVISION DATE	



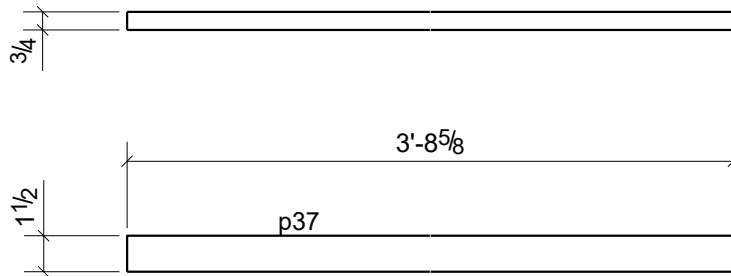
8	HR10
10	HR11
Qty.	In Assembly

p2	FL3/4"X1 1/2"	A36	18	3'-9 5/16"	206	14
MARK	SIZE	GRADE	QTY.	LENGTH	AREA	WEIGHT
MATERIAL LIST FOR WORKSHOP					TOTALS	3710 <sup>2</sup> 2660ft

Tekla structure	.	DRAWING No.		p2		
		JOB No.	BLVD	DESCRIPTION	PART DRAWIN	
		DRAWN BY		REVISION No.		
		DATE DRAWN	02/02/2016	REVISION DATE		



						8	HR13
						10	HR14
						Qty.	In Assembly
p3	FL3/4"X1 1/2"	A36	18	3'-6 1/4"	192	13	
MARK	SIZE	GRADE	QTY.	LENGTH	AREA	WEIGHT	
MATERIAL LIST FOR WORKSHOP					TOTALS	3461 <sup>2</sup>	242ft
Tekla structure			DRAWING No.		p3		
			JOB No.		BLVD	DESCRIPTION	PART DRAWIN
			DRAWN BY			REVISION No.	
			DATE DRAWN		02/02/2016	REVISION DATE	

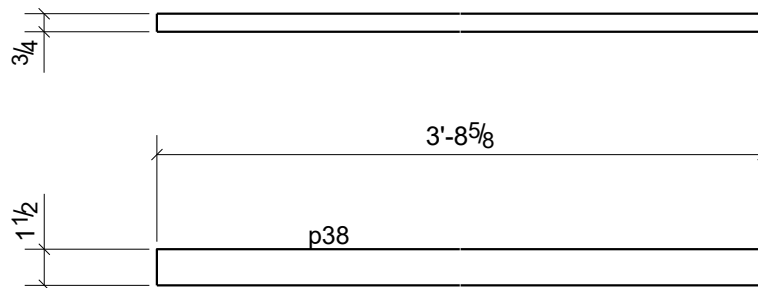


10	HR1
6	HR2
Qty.	In Assembly

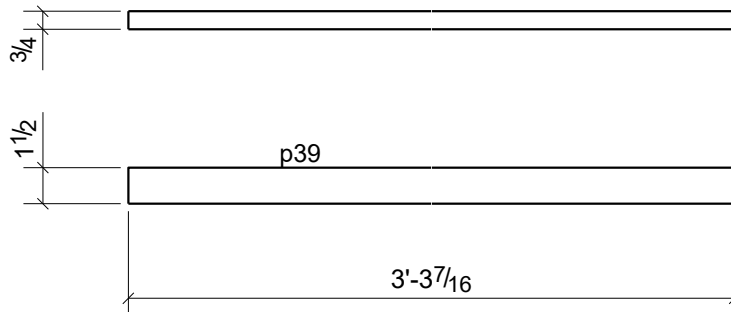
p37	FL3/4"X1 1/2"	A36	16	3'-8 5/8"	203	14
MARK	SIZE	GRADE	QTY.	LENGTH	AREA	WEIGHT
MATERIAL LIST FOR WORKSHOP					TOTALS	3248 <sup>2</sup>
						228 <sup>ft</sup>

Tekla structure	.	0	0	DRAWING No.	p37		
				JOB No.	BLVD	DESCRIPTION	PART DRAWIN
				DRAWN BY		REVISION No.	
				DATE DRAWN	11/24/2015	REVISION DATE	

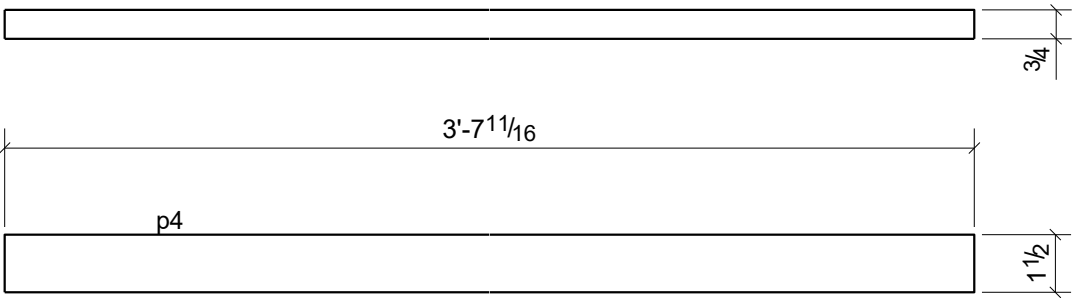




						2	HR2
						Qty.	In Assembly
p38	FL3/4"X1 1/2"	A36	2	3'-8 5/8"	203	14	
MARK	SIZE	GRADE	QTY.	LENGTH	AREA	WEIGHT	
MATERIAL LIST FOR WORKSHOP					TOTALS	406 <sup>2</sup>	28ft
Tekla structure				DRAWING No.	p38		
				JOB No.	BLVD	DESCRIPTION	PART DRAWIN
				DRAWN BY		REVISION No.	
				DATE DRAWN	11/24/2015	REVISION DATE	



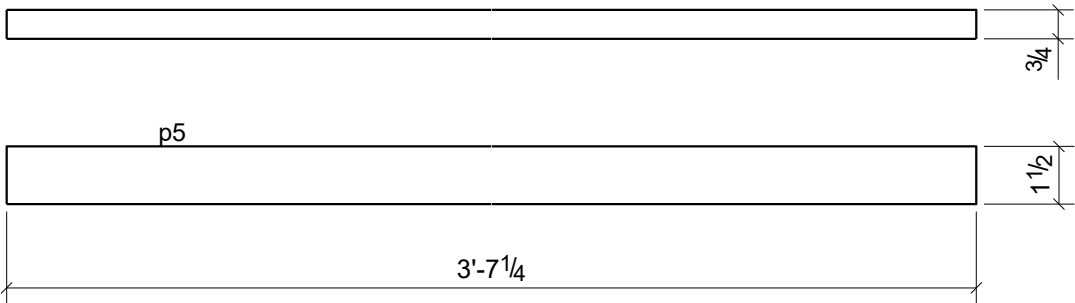
						10	HR5
						Qty.	In Assembly
p39	FL3/4"X1 1/2"	A36	10	3'-3 3/8"	180	13	
MARK	SIZE	GRADE	QTY.	LENGTH	AREA	WEIGHT	
MATERIAL LIST FOR WORKSHOP					TOTALS	1796 <sup>2</sup>	1260 <sup>ft</sup>
Tekla structure				DRAWING No.	p39		
				JOB No.	BLVD	DESCRIPTION	PART DRAWIN
				DRAWN BY		REVISION No.	
				DATE DRAWN	11/24/2015	REVISION DATE	



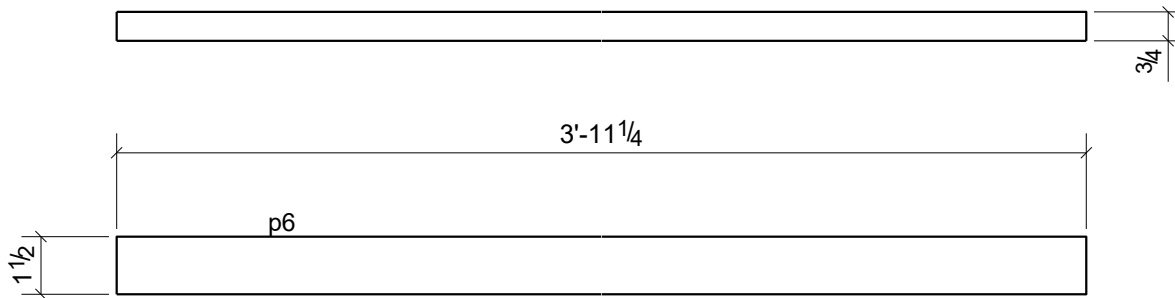
8	HR8
10	HR9
10	HR12
Qty.	In Assembly

p4	FL3/4"X1 1/2"	A36	28	3'-7 11/16"	199	14
MARK	SIZE	GRADE	QTY.	LENGTH	AREA	WEIGHT
MATERIAL LIST FOR WORKSHOP					TOTALS	5566 <sup>2</sup> 390ft

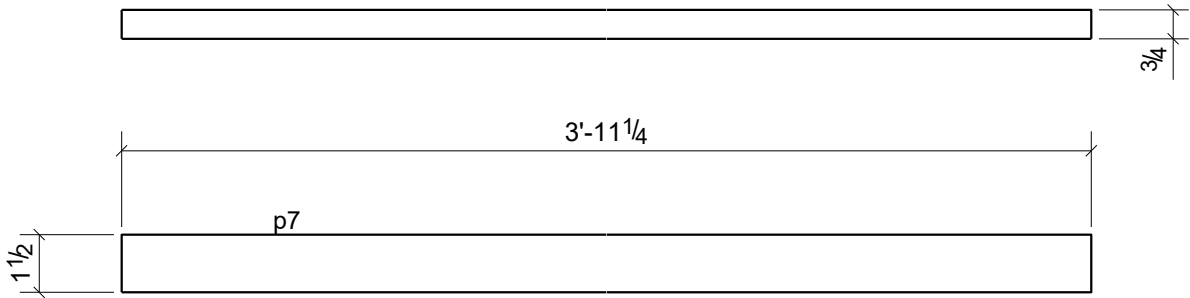
Tekla structure	.	0	0	DRAWING No.		p4		
				JOB No.		BLVD	DESCRIPTION	PART DRAWIN
				DRAWN BY			REVISION No.	
				DATE DRAWN		02/02/2016	REVISION DATE	



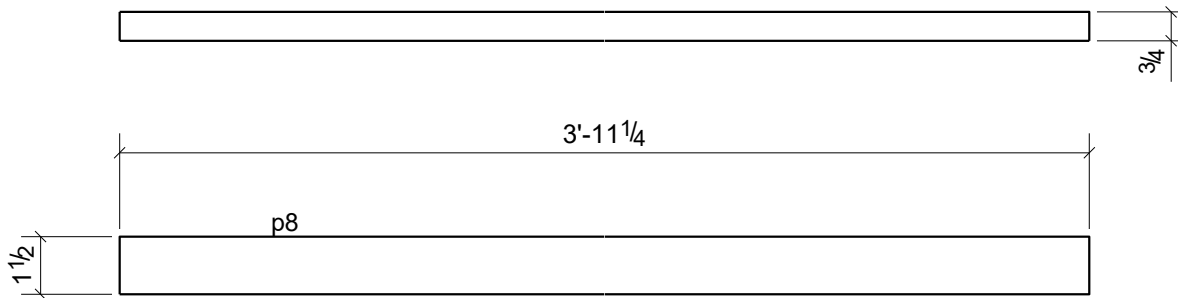
						2	HR17
						Qty.	In Assembly
p5	FL3/4"X1 1/2"	A36	2	3'-7 1/4"	197	14	
MARK	SIZE	GRADE	QTY.	LENGTH	AREA	WEIGHT	
MATERIAL LIST FOR WORKSHOP					TOTALS	394 <sup>2</sup>	28ft
Tekla structure				DRAWING No.	p5		
				JOB No.	BLVD	DESCRIPTION	PART DRAWIN
				DRAWN BY		REVISION No.	
				DATE DRAWN	02/02/2016	REVISION DATE	



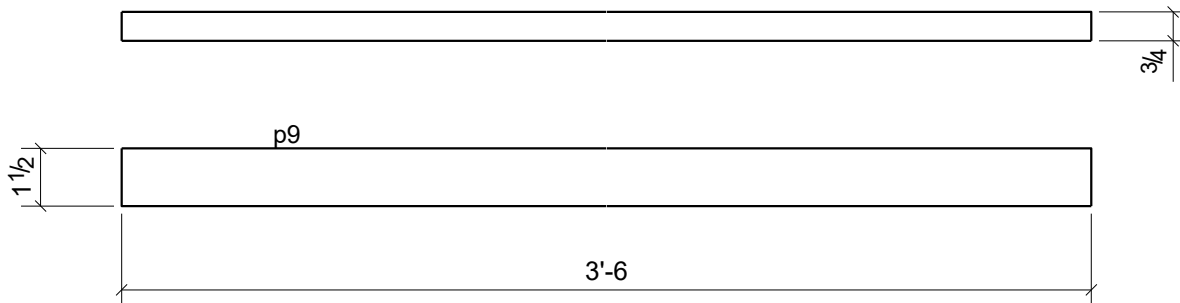
						6	HR18
						Qty.	In Assembly
p6	FL3/4"X1 1/2"	A36	6	3'-11 1/4"	215	15	
MARK	SIZE	GRADE	QTY.	LENGTH	AREA	WEIGHT	
MATERIAL LIST FOR WORKSHOP					TOTALS	1296 <sup>2</sup>	90ft
Tekla structure			DRAWING No.		p6		
			JOB No.		BLVD	DESCRIPTION	PART DRAWIN
			DRAWN BY			REVISION No.	
			DATE DRAWN		02/02/2016	REVISION DATE	



						2	HR18
						Qty.	In Assembly
p7	FL3/4"X1 1/2"	A36	2	3'-11 1/4"	215	15	
MARK	SIZE	GRADE	QTY.	LENGTH	AREA	WEIGHT	
MATERIAL LIST FOR WORKSHOP					TOTALS	436 <sup>2</sup>	360ft
Tekla structure			DRAWING No.		p7		
			JOB No.		BLVD	DESCRIPTION	PART DRAWIN
			DRAWN BY			REVISION No.	
			DATE DRAWN		02/02/2016	REVISION DATE	



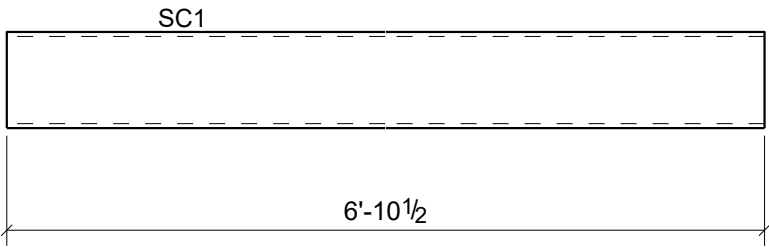
						2	HR18
						Qty.	In Assembly
p8	FL3/4"X1 1/2"	A36	2	3'-11 1/4"	215	15	
MARK	SIZE	GRADE	QTY.	LENGTH	AREA	WEIGHT	
MATERIAL LIST FOR WORKSHOP					TOTALS	436 <sup>2</sup>	360ft
Tekla structure			DRAWING No.		p8		
			JOB No.		BLVD	DESCRIPTION	PART DRAWIN
			DRAWN BY			REVISION No.	
			DATE DRAWN		02/02/2016	REVISION DATE	



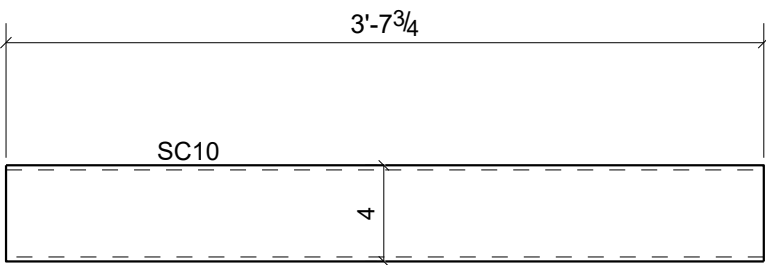
2	HR18
2	HR20
2	HR21
Qty.	In Assembly

p9	FL3/4"X1 1/2"	A36	6	3'-6"	191	13
MARK	SIZE	GRADE	QTY.	LENGTH	AREA	WEIGHT
MATERIAL LIST FOR WORKSHOP					TOTALS	1147 <sup>2</sup>
Tekla structure						860ft
.			DRAWING No.		p9	
0			JOB No.		BLVD	PART DRAWIN
0			DRAWN BY		REVISION No.	
			DATE DRAWN		02/02/2016	REVISION DATE

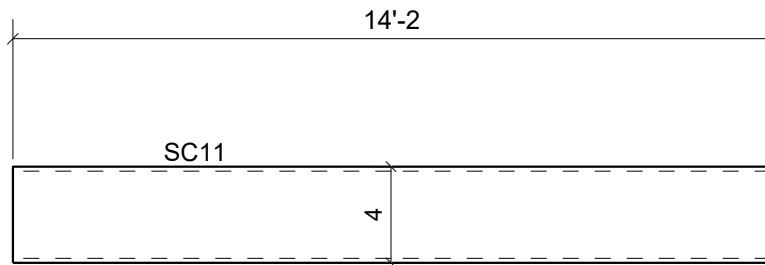




						1	SC1
						Qty.	In Assembly
SC1	HSS4X2X3/16	A500-GR.B	1	6'-10 1/2"	941	44	
MARK	SIZE	GRADE	QTY.	LENGTH	AREA	WEIGHT	
MATERIAL LIST FOR WORKSHOP					TOTALS	941 <sup>2</sup>	44 <sup>ft</sup>
Tekla structure			DRAWING No.		SC1		
			JOB No.		BLVD	DESCRIPTION	PART DRAWIN
			DRAWN BY			REVISION No.	
			DATE DRAWN		11/24/2015	REVISION DATE	



						1	SC10
						Qty.	In Assembly
SC10	HSS4X2X3/16	A500-GR.B	1	3'-7 3/4"	499	23	
MARK	SIZE	GRADE	QTY.	LENGTH	AREA	WEIGHT	
MATERIAL LIST FOR WORKSHOP					TOTALS	499 <sup>2</sup>	23 <sup>lb</sup>
Tekla structure				DRAWING No.	SC10		
				JOB No.	BLVD	DESCRIPTION	PART DRAWIN
				DRAWN BY		REVISION No.	0
				DATE DRAWN	11/24/2015	REVISION DATE	08/FEB/201



						1	SC11
						Qty.	In Assembly
SC11	HSS4X2X3/16	A500-GR.B	1	14'-2"	1938	91	
MARK	SIZE	GRADE	QTY.	LENGTH	AREA	WEIGHT	
MATERIAL LIST FOR WORKSHOP					TOTALS	1938 <sup>2</sup>	91 <sup>lb</sup>
Tekla structure				DRAWING No.	SC11		
				JOB No.	BLVD	DESCRIPTION	PART DRAWIN
				DRAWN BY		REVISION No.	0
				DATE DRAWN	11/24/2015	REVISION DATE	08/FEB/201

SC12

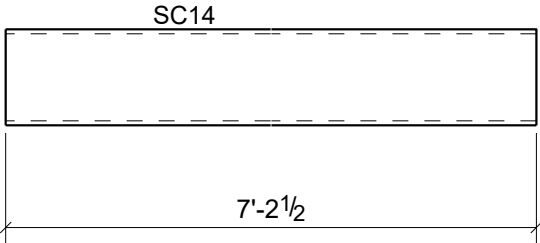
6'-7<sup>5</sup>/<sub>16</sub>

SC12	HSS4X2X3/16	A500-GR.B	3	6'-7 5/16"	904	43
MARK	SIZE	GRADE	QTY.	LENGTH	AREA	WEIGHT
MATERIAL LIST FOR WORKSHOP					TOTALS	2713 <sup>2</sup> 120ft

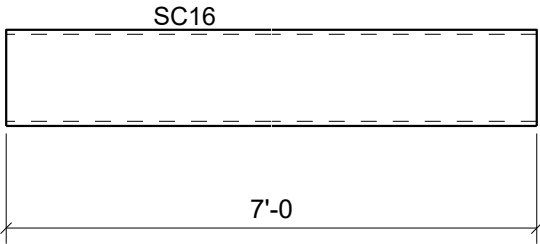
Tekla structure

00

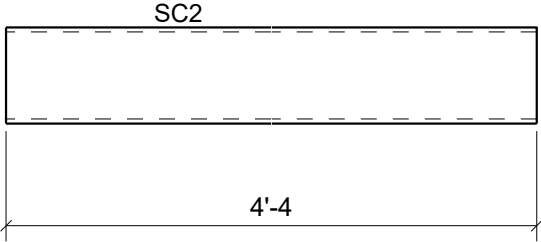
DRAWING No.	SC12		
JOB No.	BLVD	DESCRIPTION	PART DRAWIN
DRAWN BY		REVISION No.	
DATE DRAWN	02/09/2016	REVISION DATE	



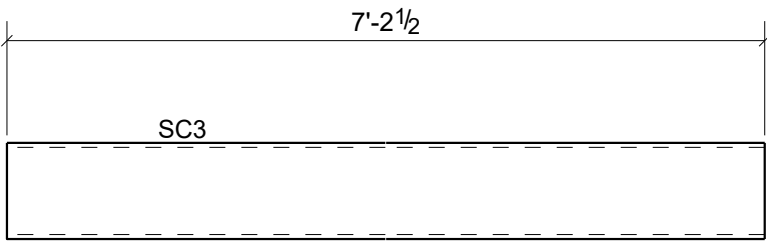
						1	SC14
						Qty.	In Assembly
SC14	HSS4X2X3/16	A500-GR.B	1	7'-2 1/2"	986	46	
MARK	SIZE	GRADE	QTY.	LENGTH	AREA	WEIGHT	
MATERIAL LIST FOR WORKSHOP					TOTALS	986 <sup>2</sup>	46 <sup>ft</sup>
Tekla structure			DRAWING No.		SC14		
			JOB No.		BLVD	DESCRIPTION	PART DRAWIN
			DRAWN BY			REVISION No.	
			DATE DRAWN		02/09/2016	REVISION DATE	



						1	SC16
						Qty.	In Assembly
SC16	HSS4X2X3/16	A500-GR.B	1	7'-0"	958	45	
MARK	SIZE	GRADE	QTY.	LENGTH	AREA	WEIGHT	
MATERIAL LIST FOR WORKSHOP					TOTALS	958 <sup>2</sup>	45 <sup>ft</sup>
Tekla structure				DRAWING No.	SC16		
				JOB No.	BLVD	DESCRIPTION	PART DRAWIN
				DRAWN BY		REVISION No.	
				DATE DRAWN	02/09/2016	REVISION DATE	

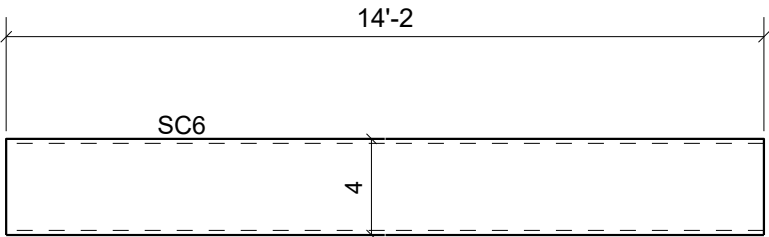


						1	SC2
						Qty.	In Assembly
SC2	HSS4X2X3/16	A500-GR.B	1	4'-4"	593	28	
MARK	SIZE	GRADE	QTY.	LENGTH	AREA	WEIGHT	
MATERIAL LIST FOR WORKSHOP					TOTALS	593 <sup>2</sup>	28 <sup>lb</sup>
Tekla structure	.			DRAWING No. SC2			
				JOB No.	BLVD	DESCRIPTION	PART DRAWIN
				DRAWN BY		REVISION No.	
				DATE DRAWN	03/31/2016	REVISION DATE	

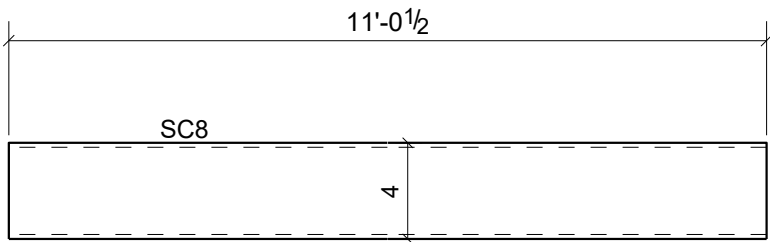


						1	SC3
						Qty.	In Assembly
SC3	HSS4X2X3/16	A500-GR.B	1	7'-2 1/2"	986	46	
MARK	SIZE	GRADE	QTY.	LENGTH	AREA	WEIGHT	
MATERIAL LIST FOR WORKSHOP					TOTALS	986 <sup>2</sup>	46 <sup>lb</sup>
Tekla structure				DRAWING No.	SC3		
				JOB No.	BLVD	DESCRIPTION	PART DRAWIN
				DRAWN BY		REVISION No.	
				DATE DRAWN	11/24/2015	REVISION DATE	

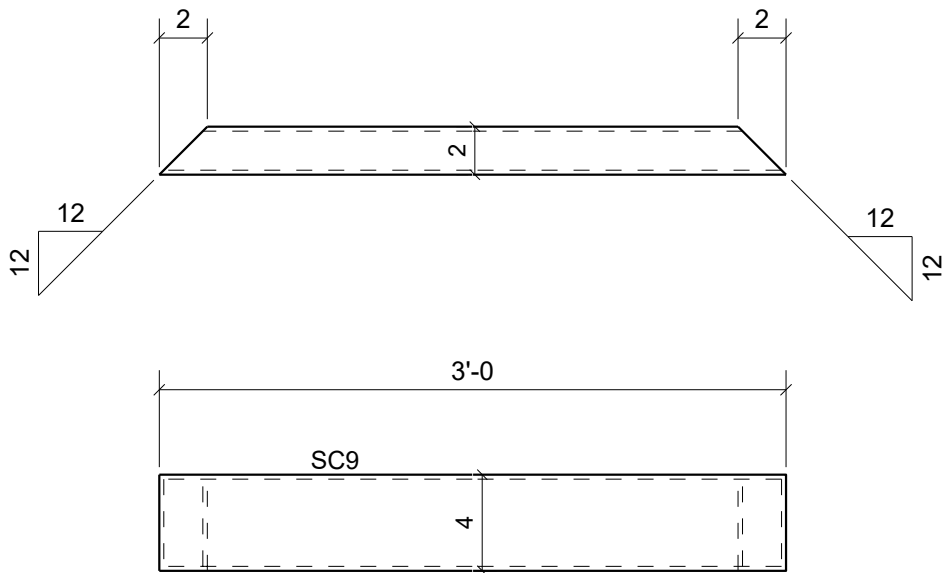




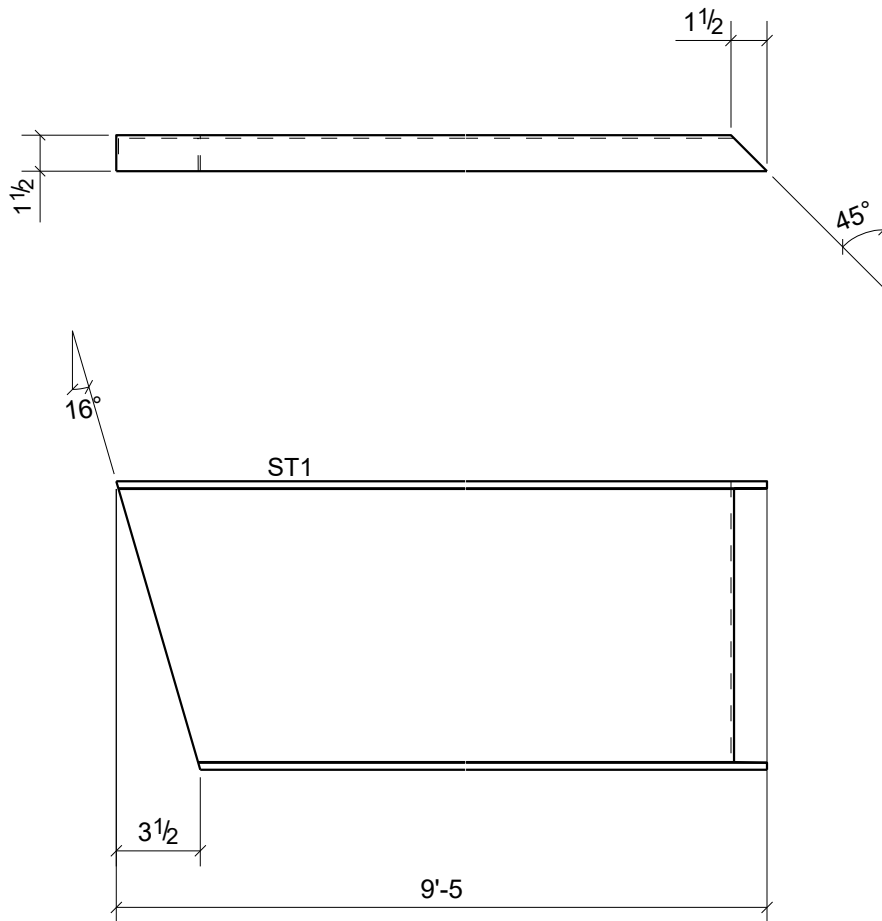
						1	SC6
						Qty.	In Assembly
SC6	HSS4X2X3/16	A500-GR.B	1	14'-2"	1938	91	
MARK	SIZE	GRADE	QTY.	LENGTH	AREA	WEIGHT	
MATERIAL LIST FOR WORKSHOP					TOTALS	1938 <sup>2</sup>	91/ft
Tekla structure 0 0			DRAWING No.		SC6		
			JOB No.		BLVD	DESCRIPTION	PART DRAWIN
			DRAWN BY			REVISION No.	0
			DATE DRAWN		11/24/2015	REVISION DATE	08/FEB/201



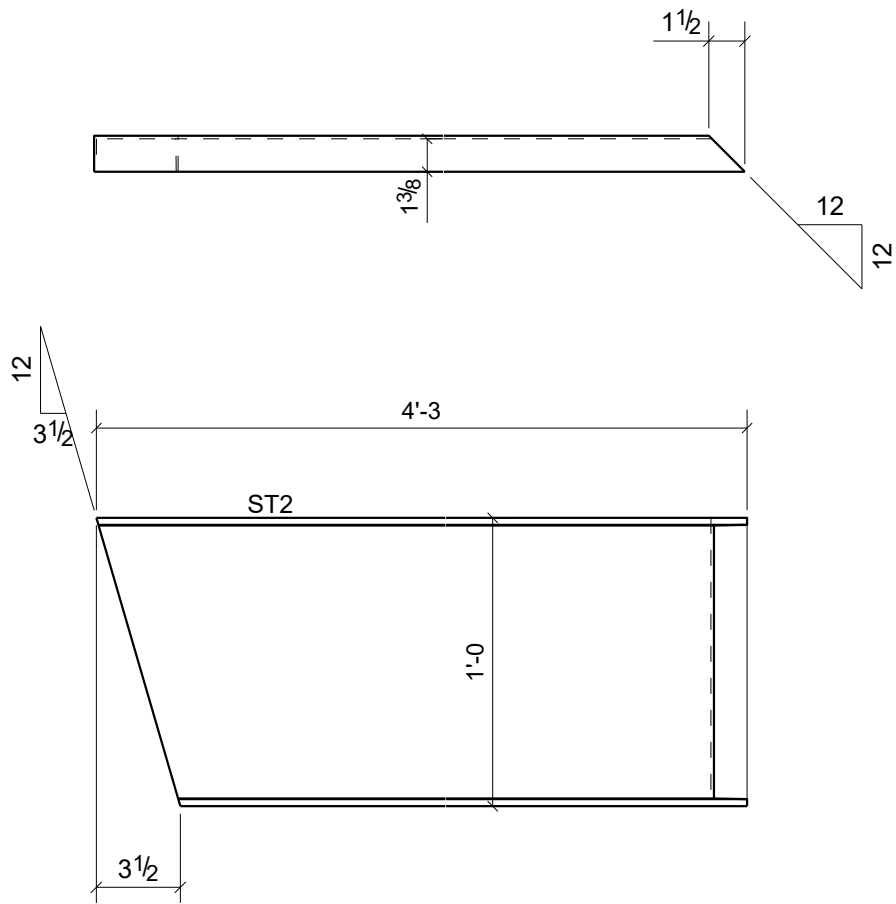
						1	SC8
						Qty.	In Assembly
SC8	HSS4X2X3/16	A500-GR.B	1	11'-0 1/2"	1511	71	
MARK	SIZE	GRADE	QTY.	LENGTH	AREA	WEIGHT	
MATERIAL LIST FOR WORKSHOP					TOTALS	1511 <sup>ft</sup>	71 <sup>lb</sup>
Tekla structure			DRAWING No.		SC8		
			JOB No.		BLVD	DESCRIPTION	PART DRAWIN
			DRAWN BY			REVISION No.	0
			DATE DRAWN		11/24/2015	REVISION DATE	08/FEB/201




					1	SC9
					Qty.	In Assembly
SC9	HSS4X2X3/16	A500-GR.B	1	3'-0"	410	19
MARK	SIZE	GRADE	QTY.	LENGTH	AREA	WEIGHT
MATERIAL LIST FOR WORKSHOP					TOTALS	410 <sup>2</sup>
						19ft
Tekla structure			DRAWING No.		SC9	
			JOB No.	BLVD	DESCRIPTION	PART DRAWIN
			DRAWN BY		REVISION No.	0
			DATE DRAWN	11/24/2015	REVISION DATE	08/FEB/201



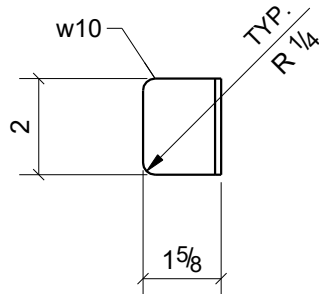
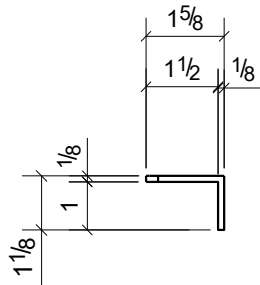
						1	ST1
						Qty.	In Assembly
ST1	MC12X10.6	A36	1	9'-5"	3272	99	
MARK	SIZE	GRADE	QTY.	LENGTH	AREA	WEIGHT	
MATERIAL LIST FOR WORKSHOP					TOTALS	3272	99
Tekla structure			DRAWING No. ST1				
.			JOB No.	BLVD	DESCRIPTION	PART DRAWIN	
0			DRAWN BY		REVISION No.	1	
0			DATE DRAWN	11/24/2015	REVISION DATE	08/FEB/201	



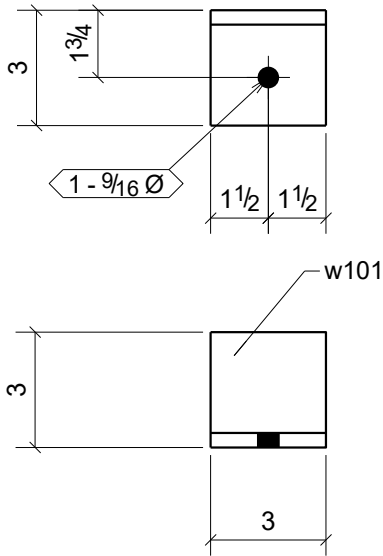
						1	ST2
						Qty.	In Assembly
ST2	MC12X10.6	A36	1	4'-3"	1431	45	
MARK	SIZE	GRADE	QTY.	LENGTH	AREA	WEIGHT	
MATERIAL LIST FOR WORKSHOP					TOTALS	1431 <sup>2</sup>	45ft
Tekla structure			DRAWING No.		ST2		
			JOB No.	BLVD	DESCRIPTION	PART DRAWIN	
			DRAWN BY		REVISION No.	1	
			DATE DRAWN	11/24/2015	REVISION DATE	08/FEB/201	



						18	ST3
						Qty.	In Assembly
ST3	GRTG1 1/4"X12 1/8"	GRTA_1_1/2	18	3'-9 5/8"	1251	12	
MARK	SIZE	GRADE	QTY.	LENGTH	AREA	WEIGHT	
MATERIAL LIST FOR WORKSHOP					TOTALS	22514 <sup>2</sup>	225ft
Tekla structure	.			DRAWING No. ST3			
				JOB No.	BLVD	DESCRIPTION	PART DRAWIN
				DRAWN BY		REVISION No.	1
				DATE DRAWN	01/29/2016	REVISION DATE	08/FEB/201




						1	GT1
						Qty.	In Assembly
w10	FL1/8"X2"	A36	1	0'-2 1/2"	12	0	
MARK	SIZE	GRADE	QTY.	LENGTH	AREA	WEIGHT	
MATERIAL LIST FOR WORKSHOP					TOTALS	12'	150ft
Tekla structure	.			DRAWING No.	w10		
				JOB No.	BLVD	DESCRIPTION	PART DRAWIN
				DRAWN BY		REVISION No.	
				DATE DRAWN	11/24/2015	REVISION DATE	




12	SC6
6	SC8
7	SC10
Qty.	In Assembly

w101	L3X3X3/8	A36	25	0'-3"	40	2
MARK	SIZE	GRADE	QTY.	LENGTH	AREA	WEIGHT
MATERIAL LIST FOR WORKSHOP					1005 <sup>2</sup>	45ft
TOTALS						
Tekla structure				DRAWING No. w101		
				JOB No.	BLVD	DESCRIPTION
				DRAWN BY		REVISION No.
				DATE DRAWN	01/22/2016	REVISION DATE
				PART DRAWIN		
				0		
				08/FEB/201		

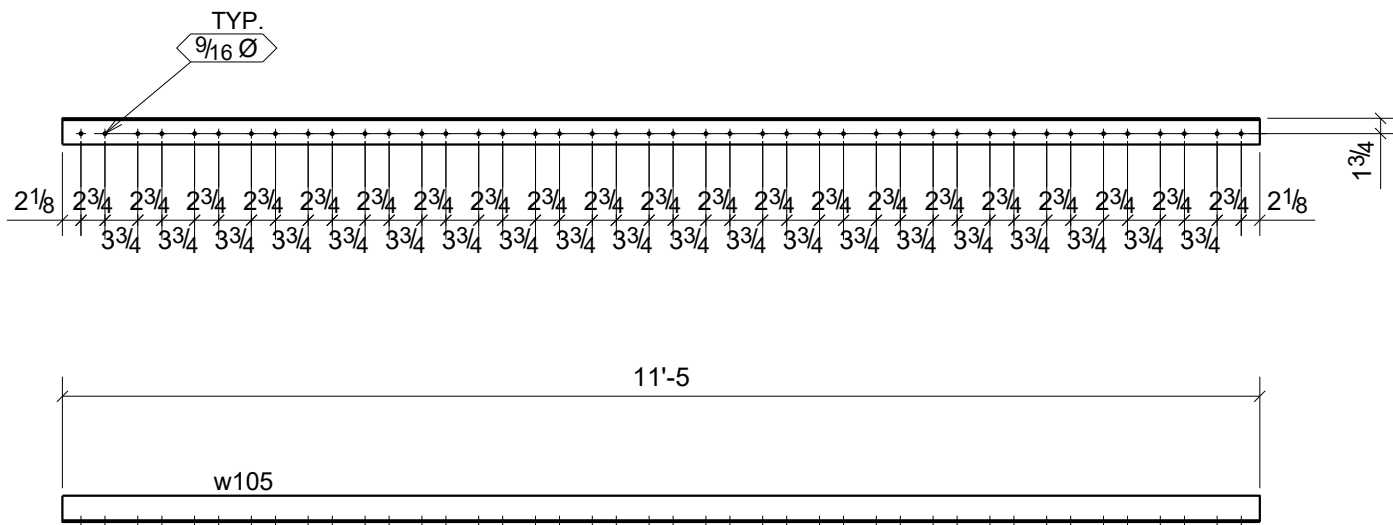




						2	SC1
						1	SC2
						Qty.	In Assembly
w102	L3X3X3/16	A36	3	11'-11 1/2"	1724	44	
MARK	SIZE	GRADE	QTY.	LENGTH	AREA	WEIGHT	
MATERIAL LIST FOR WORKSHOP					TOTALS	5173	1333
Tekla structure			DRAWING No.		w102		
			JOB No.	BLVD	DESCRIPTION	PART DRAWIN	
			DRAWN BY		REVISION No.		
			DATE DRAWN	03/31/2016	REVISION DATE		



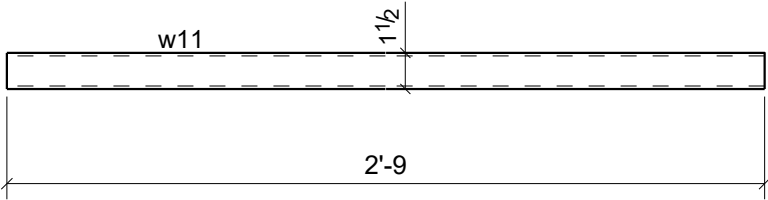
						2	SC1
						1	SC2
						Qty.	In Assembly
w104	L3X3X3/16	A36	3	11'-11 1/2"	1724	44	
MARK	SIZE	GRADE	QTY.	LENGTH	AREA	WEIGHT	
MATERIAL LIST FOR WORKSHOP					TOTALS	5173 <sup>2</sup>	1333 <sup>ft</sup>
Tekla structure			DRAWING No.		w104		
			JOB No.		BLVD	DESCRIPTION	PART DRAWIN
			DRAWN BY			REVISION No.	
			DATE DRAWN		03/31/2016	REVISION DATE	



4	SC3
12	SC12
4	SC14
Qty.	In Assembly

w105	L3X3X3/16	A36	20	11'-5"	1646	42
MARK	SIZE	GRADE	QTY.	LENGTH	AREA	WEIGHT
MATERIAL LIST FOR WORKSHOP					32924 <sup>2</sup>	847/ft

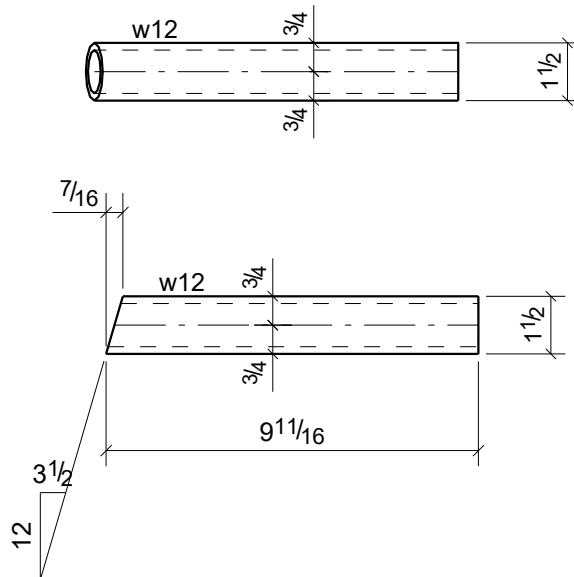
Tekla structure	DRAWING No. w105					
	JOB No.		BLVD	DESCRIPTION	PART DRAWIN	
	DRAWN BY			REVISION No.		
	DATE DRAWN		04/01/2016	REVISION DATE		



6	HR1
4	HR2
5	HR5
Qty.	In Assembly

w11	HSS1-1/2X1-1/2X1/8	A500-GR.B	15	2'-9"	186	6
MARK	SIZE	GRADE	QTY.	LENGTH	AREA	WEIGHT
MATERIAL LIST FOR WORKSHOP					TOTALS	2792 <sup>2</sup> 860ft

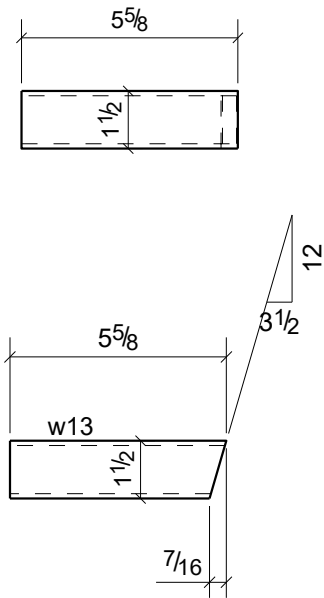
Tekla structure	.	0	0	DRAWING No.		w11		
				JOB No.		BLVD	DESCRIPTION	PART DRAWIN
				DRAWN BY			REVISION No.	
				DATE DRAWN		11/24/2015	REVISION DATE	



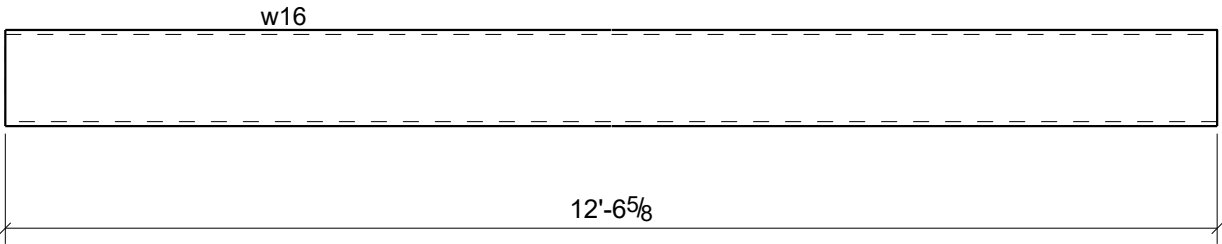
1	HR4
1	HR6
1	HR7
Qty.	In Assembly

w12	TUBE 1 1/2"X3/16"	A53	3	0'-9 11/16"	45	2
MARK	SIZE	GRADE	QTY.	LENGTH	AREA	WEIGHT
MATERIAL LIST FOR WORKSHOP					TOTALS	135 <sup>2</sup> 110ft

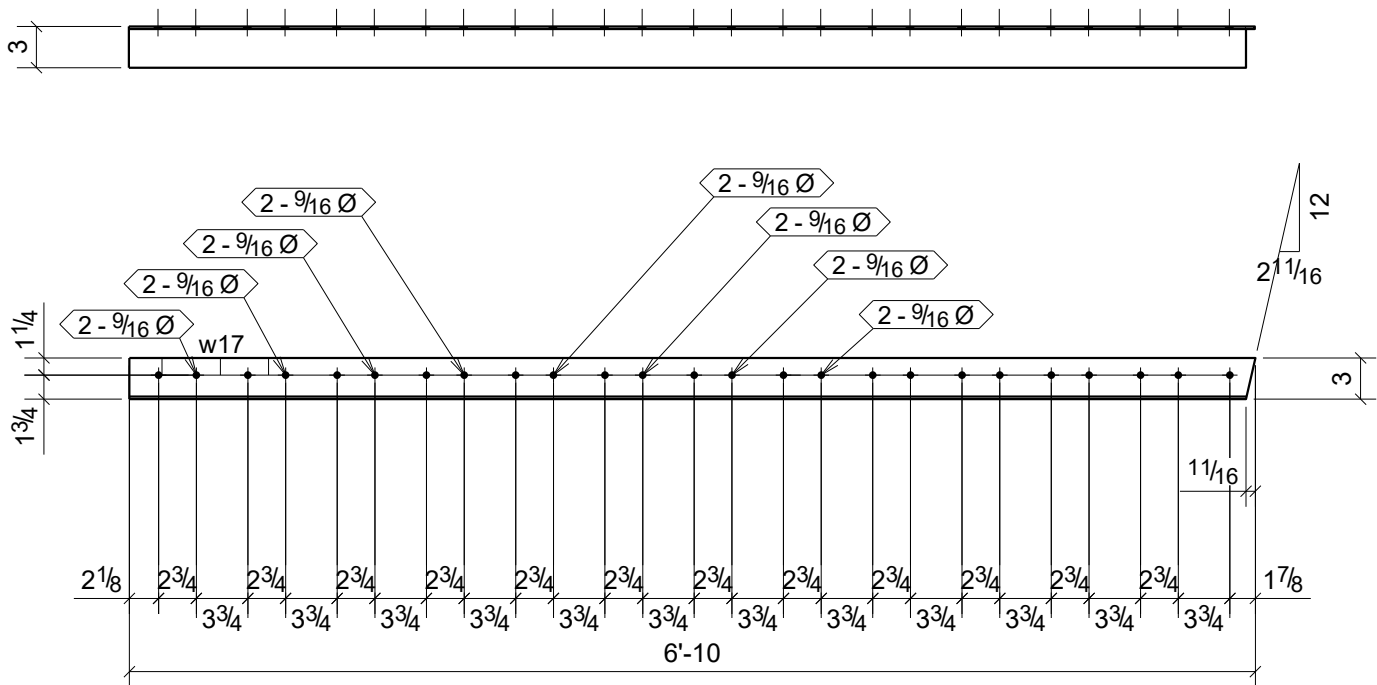
Tekla structure	.	DRAWING No.		w12		
		JOB No.	BLVD	DESCRIPTION	PART DRAWIN	
		DRAWN BY		REVISION No.	1	
		DATE DRAWN	11/24/2015	REVISION DATE	08/FEB/201	



					1	HR4	
					Qty.	In Assembly	
w13	HSS1-1/2X1-1/2X1/8	A53	1	0'-5 5/8"	32	1	
MARK	SIZE	GRADE	QTY.	LENGTH	AREA	WEIGHT	
MATERIAL LIST FOR WORKSHOP				TOTALS	32	lb/ft	
Tekla structures	.		DRAWING No.		w13		
			JOB No.		BLVD	DESCRIPTION	PART DRAWIN
			DRAWN BY			REVISION No.	1
			DATE DRAWN		11/24/2015	REVISION DATE	08/FEB/201

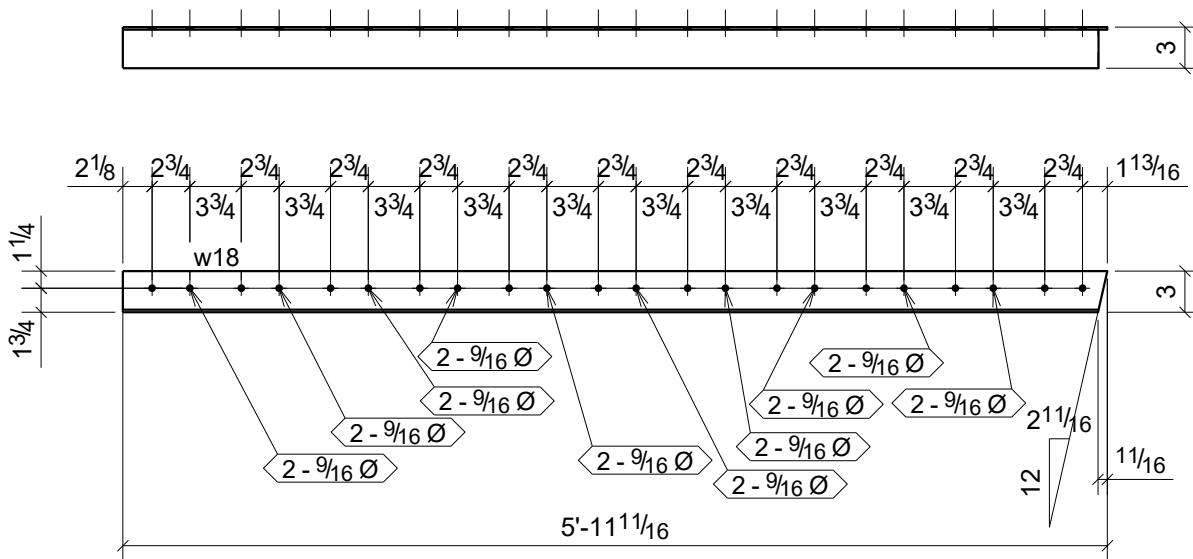


						1	SC1
						Qty.	In Assembly
w16	HSS4X4X3/16	A500-GR.B	1	12'-6 5/8"	2313	110	
MARK	SIZE	GRADE	QTY.	LENGTH	AREA	WEIGHT	
MATERIAL LIST FOR WORKSHOP					TOTALS	2313 <sup>2</sup>	110 <sup>ft</sup>
Tekla structure				DRAWING No.	w16		
				JOB No.	BLVD	DESCRIPTION	PART DRAWIN
				DRAWN BY		REVISION No.	
				DATE DRAWN	11/24/2015	REVISION DATE	




						1	SC8
						Qty.	In Assembly
w17	L3X3X3/16	A36	1	6'-10"	980	25	
MARK	SIZE	GRADE	QTY.	LENGTH	AREA	WEIGHT	
MATERIAL LIST FOR WORKSHOP					TOTALS	980 <sup>2</sup>	25 <sup>lb/ft</sup>
Tekla structure			DRAWING No.		w17		
			JOB No.	BLVD	DESCRIPTION	PART DRAWIN	
			DRAWN BY		REVISION No.	0	
			DATE DRAWN	11/24/2015	REVISION DATE	08/FEB/201	

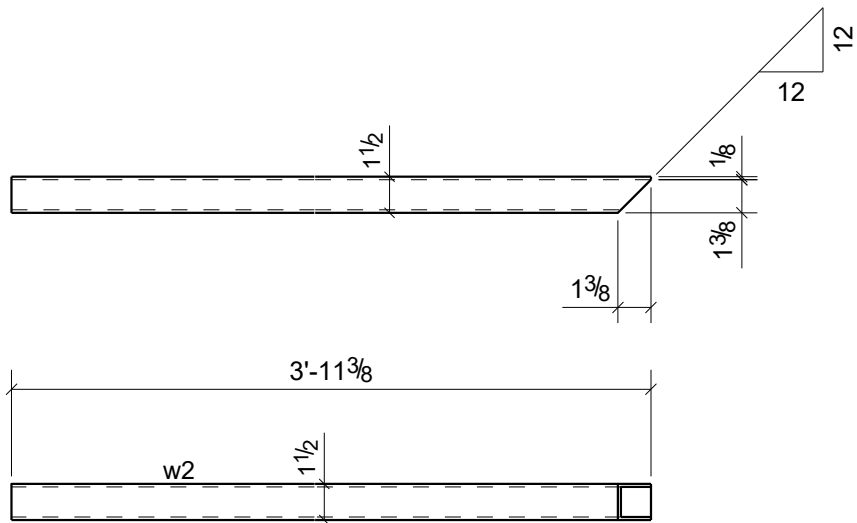




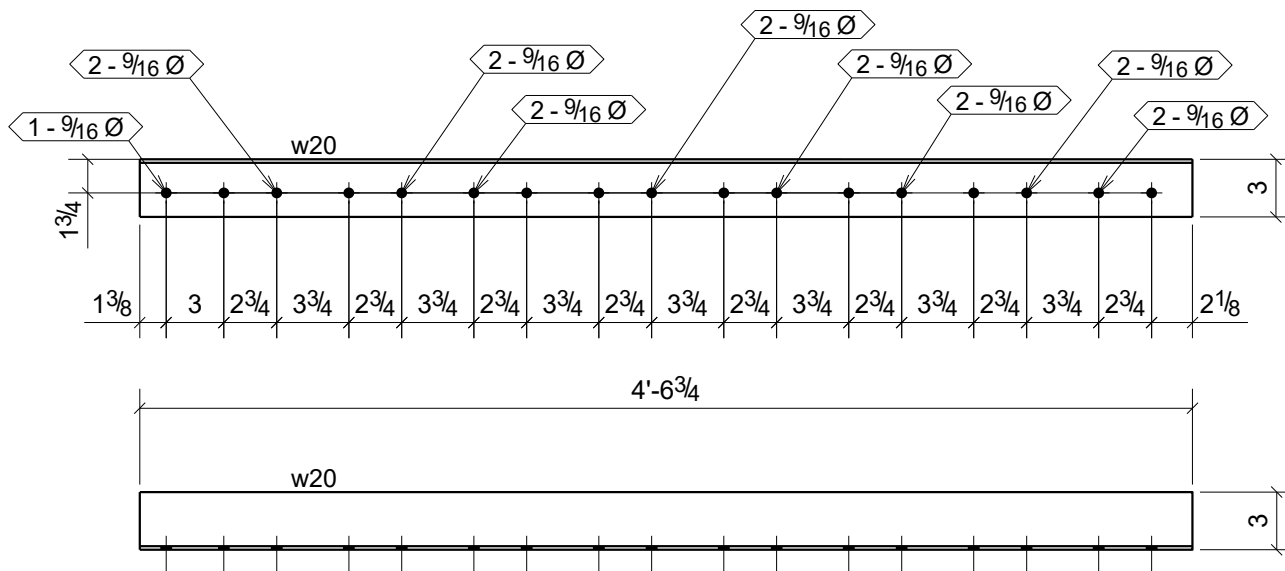
						1	SC8
						Qty.	In Assembly
w18	L3X3X3/16	A36	1	5'-11 11/16"	857	22	
MARK	SIZE	GRADE	QTY.	LENGTH	AREA	WEIGHT	
MATERIAL LIST FOR WORKSHOP					TOTALS	857 <sup>2</sup>	22ft
Tekla structure			DRAWING No.		w18		
			JOB No.	BLVD	DESCRIPTION	PART DRAWIN	
			DRAWN BY		REVISION No.	0	
			DATE DRAWN	11/24/2015	REVISION DATE	08/FEB/201	



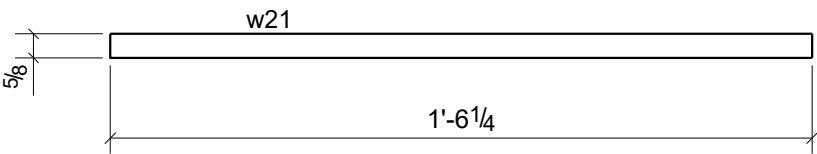
					3	SC11
					Qty.	In Assembly
w19	L3X3X3/16	A36	3	4'-6 3/4"	659	17
MARK	SIZE	GRADE	QTY.	LENGTH	AREA	WEIGHT
MATERIAL LIST FOR WORKSHOP					197.82	5.1 ft
			DRAWING No.	w19		
			JOB No.	BLVD	DESCRIPTION	PART DRAWIN
			DRAWN BY		REVISION No.	0
			DATE DRAWN	11/24/2015	REVISION DATE	08/FEB/201



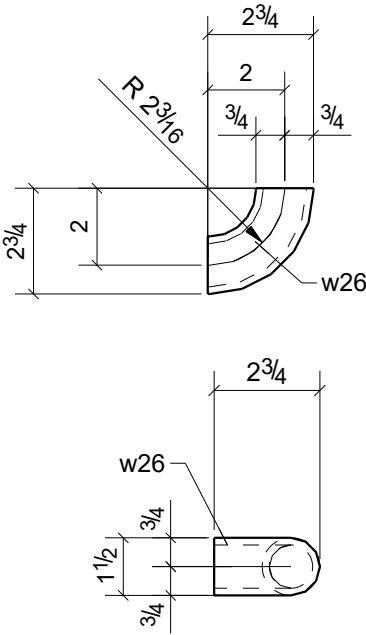
						1	HR4
						Qty.	In Assembly
w2	HSS1-1/2X1-1/2X1/8	A53	1	3'-11 3/8"	267	8	
MARK	SIZE	GRADE	QTY.	LENGTH	AREA	WEIGHT	
MATERIAL LIST FOR WORKSHOP					TOTALS	267 <sup>2</sup>	189ft
Tekla structure			DRAWING No.		w2		
			JOB No.		BLVD	DESCRIPTION	PART DRAWIN
			DRAWN BY			REVISION No.	1
			DATE DRAWN		11/24/2015	REVISION DATE	08/FEB/201



						3	SC11
						Qty.	In Assembly
w20	L3X3X3/16	A36	3	4'-6 3/4"	659	17	
MARK	SIZE	GRADE	QTY.	LENGTH	AREA	WEIGHT	
MATERIAL LIST FOR WORKSHOP					TOTALS	1978 <sup>2</sup>	531ft
Tekla structure			DRAWING No.		w20		
			JOB No.		BLVD	DESCRIPTION	PART DRAWIN
			DRAWN BY			REVISION No.	0
			DATE DRAWN		11/24/2015	REVISION DATE	08/FEB/201



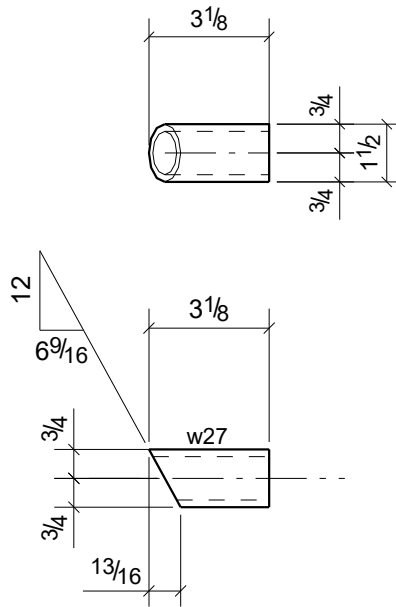
						12	LD1
						Qty.	In Assembly
w21	RB5/8"	A36	12	1'-6 1/4"	35	1	
MARK	SIZE	GRADE	QTY.	LENGTH	AREA	WEIGHT	
MATERIAL LIST FOR WORKSHOP					TOTALS	426 <sup>2</sup>	167ft
Tekla structure				DRAWING No.	w21		
				JOB No.	BLVD	DESCRIPTION	PART DRAWIN
				DRAWN BY		REVISION No.	
				DATE DRAWN	11/24/2015	REVISION DATE	



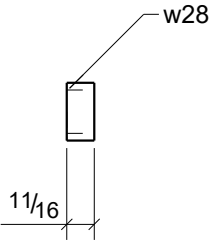
1	HR3
2	HR4
3	HR6
3	HR7
Qty.	In Assembly

w26	TUBE 1 1/2"X3/16"	A53	9	0'-2"	15	1
MARK	SIZE	GRADE	QTY.	LENGTH	AREA	WEIGHT
MATERIAL LIST FOR WORKSHOP					TOTALS	136 <sup>2</sup> 110ft

Tekla structure	.	DRAWING No.		w26		
		JOB No.	BLVD	DESCRIPTION	PART DRAWIN	
		DRAWN BY		REVISION No.	1	
		DATE DRAWN	11/24/2015	REVISION DATE	08/FEB/201	

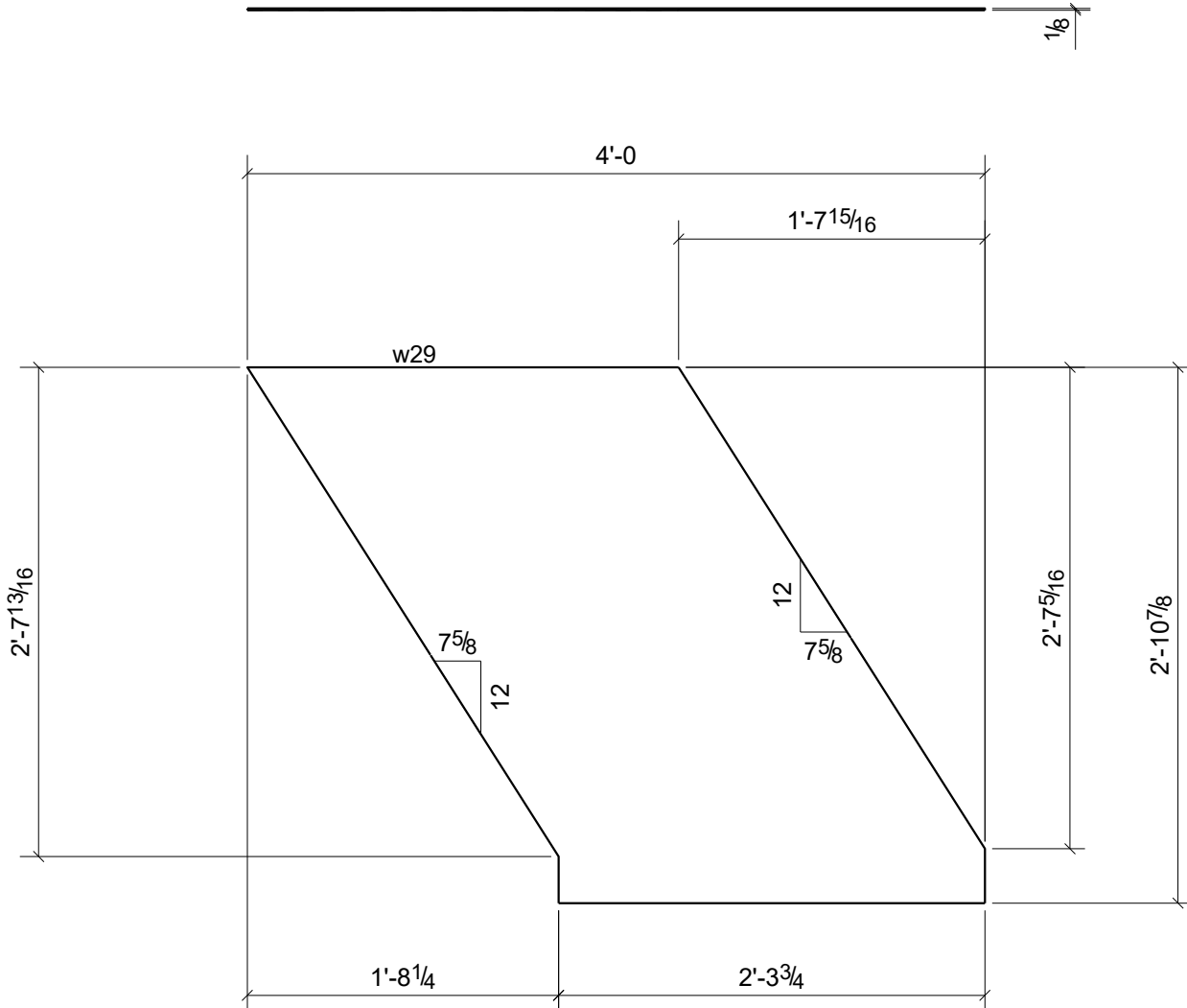


					1	HR3
					Qty.	In Assembly
w27	TUBE 1 1/2"X3/16"	A53	1	0'-3 1/8"	14	1
MARK	SIZE	GRADE	QTY.	LENGTH	AREA	WEIGHT
MATERIAL LIST FOR WORKSHOP					TOTALS	14'²
			DRAWING No.	w27		
			JOB No.	BLVD	DESCRIPTION	PART DRAWIN
			DRAWN BY		REVISION No.	1
			DATE DRAWN	11/24/2015	REVISION DATE	08/FEB/201



						1	HR6
						Qty.	In Assembly
w28	TUBE 1 1/2"X3/16"	A53	1	0'-0 11/16"	4	0	
MARK	SIZE	GRADE	QTY.	LENGTH	AREA	WEIGHT	
MATERIAL LIST FOR WORKSHOP					TOTALS	in <sup>2</sup>	lb/ft
Tekla structure				DRAWING No.	w28		
				JOB No.	BLVD	DESCRIPTION	PART DRAWIN
				DRAWN BY		REVISION No.	1
				DATE DRAWN	11/24/2015	REVISION DATE	08/FEB/201



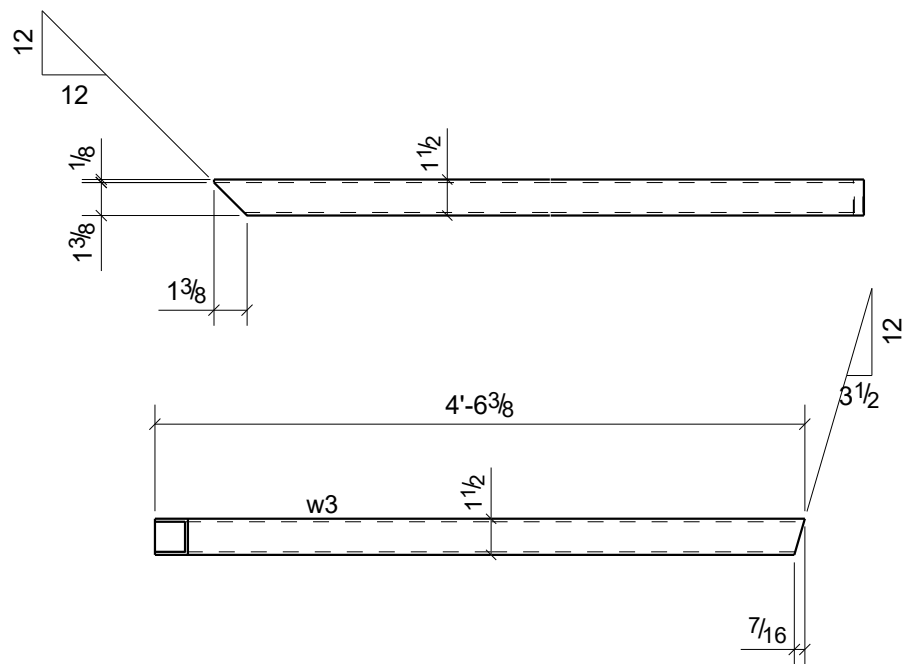


McNichols Steel Mesh  
IS A BOUGHT OUT ITEM

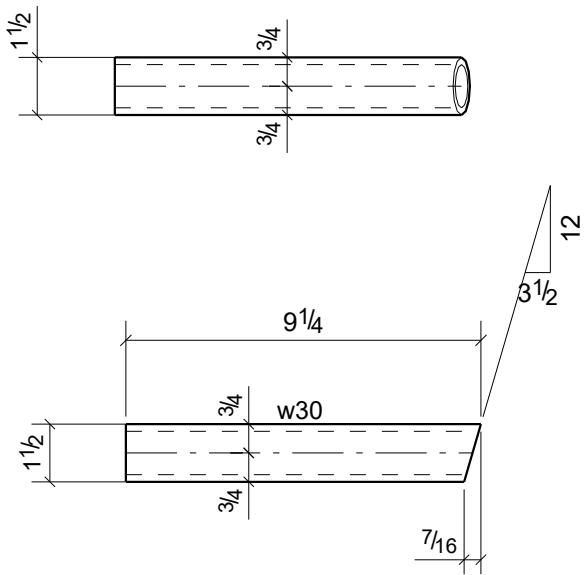
1	HR4
Qty.	In Assembly

w29	McNichols Steel Mesh	A36	1		1973	35
MARK	SIZE	GRADE	QTY.	LENGTH	AREA	WEIGHT
MATERIAL LIST FOR WORKSHOP					1973 <sup>2</sup>	35ft

Tekla structure	.	DRAWING No.		w29		
		JOB No.	BLVD	DESCRIPTION	PART DRAWIN	
		DRAWN BY		REVISION No.	1	
		DATE DRAWN	11/24/2015	REVISION DATE	08/FEB/201	



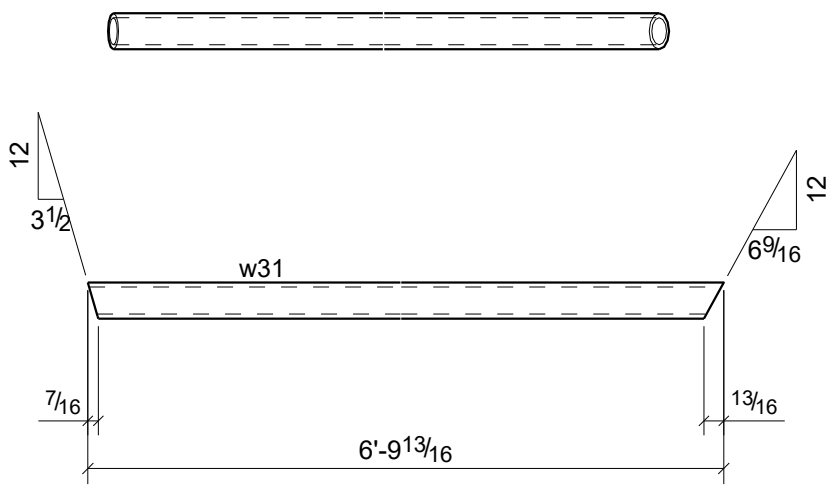
						1	HR7
						Qty.	In Assembly
w3	HSS1-1/2X1-1/2X1/8	A53	1	4'-6 3/8"	307	9	
MARK	SIZE	GRADE	QTY.	LENGTH	AREA	WEIGHT	
MATERIAL LIST FOR WORKSHOP					TOTALS	307 <sup>2</sup>	119ft
Tekla structure			DRAWING No.		w3		
			JOB No.		BLVD	DESCRIPTION	PART DRAWIN
			DRAWN BY			REVISION No.	1
			DATE DRAWN		11/24/2015	REVISION DATE	08/FEB/201



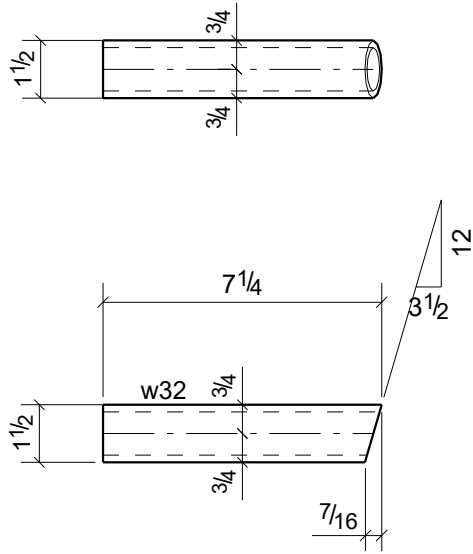
1	HR3
1	HR4
1	HR7
Qty.	In Assembly

w30	TUBE 1 1/2"X3/16"	A53	3	0'-9 1/4"	43	2
MARK	SIZE	GRADE	QTY.	LENGTH	AREA	WEIGHT
MATERIAL LIST FOR WORKSHOP					TOTALS	120' 110ft

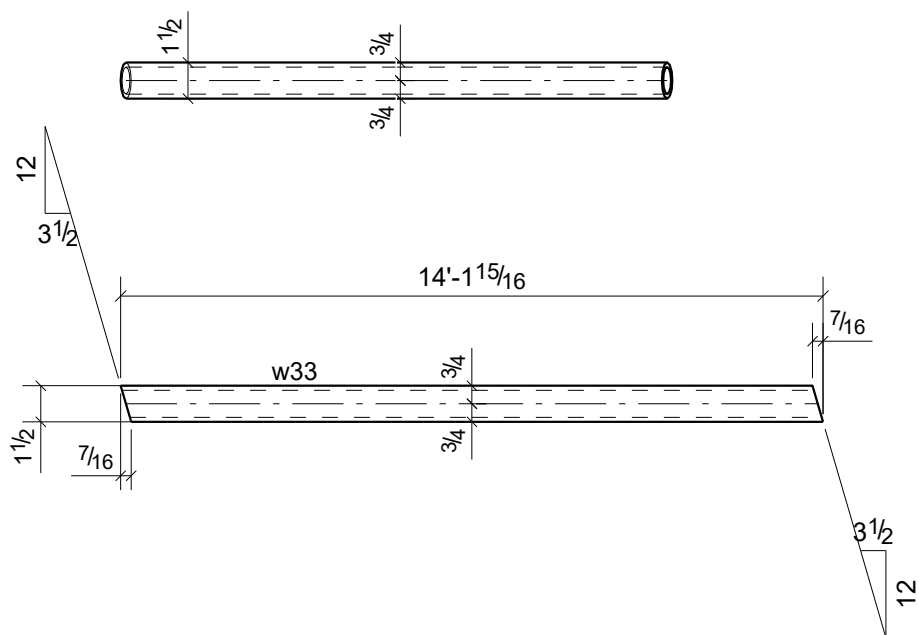
Tekla structure	.	DRAWING No.		w30		
		JOB No.	BLVD	DESCRIPTION	PART DRAWIN	
		DRAWN BY		REVISION No.	1	
		DATE DRAWN	11/24/2015	REVISION DATE	08/FEB/201	



						1	HR3
						Qty.	In Assembly
w31	TUBE 1 1/2"X3/16"	A53	1	6'-9 13/16"	379	17	
MARK	SIZE	GRADE	QTY.	LENGTH	AREA	WEIGHT	
MATERIAL LIST FOR WORKSHOP					TOTALS	379	17
Tekla structure			DRAWING No.		w31		
0			JOB No.		BLVD	DESCRIPTION	PART DRAWIN
0			DRAWN BY			REVISION No.	1
			DATE DRAWN		11/24/2015	REVISION DATE	08/FEB/201



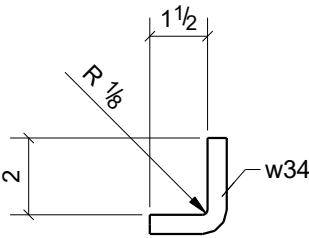
					1	HR6
					Qty.	In Assembly
w32	TUBE 1 1/2"X3/16"	A53	1	0'-7 1/4"	34	1
MARK	SIZE	GRADE	QTY.	LENGTH	AREA	WEIGHT
MATERIAL LIST FOR WORKSHOP					TOTALS	34
					34	15/ft
Tekla structure			DRAWING No.	w32		
0			JOB No.	BLVD	DESCRIPTION	PART DRAWIN
0			DRAWN BY		REVISION No.	1
			DATE DRAWN	11/24/2015	REVISION DATE	08/FEB/201



1	HR6
1	HR7
Qty.	In Assembly

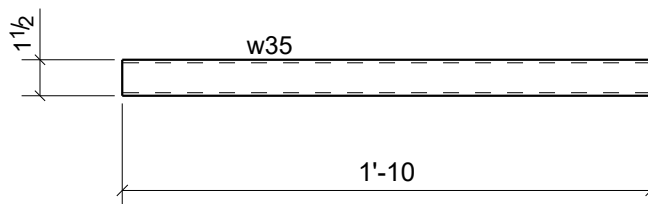
w33	TUBE 1 1/2"X3/16"	A53	2	14'-1 15/16"	791	35
MARK	SIZE	GRADE	QTY.	LENGTH	AREA	WEIGHT
MATERIAL LIST FOR WORKSHOP					TOTALS	1581 <sup>2</sup>
						71 ft

Tekla structure	.	DRAWING No.		w33		
		JOB No.	BLVD	DESCRIPTION	PART DRAWIN	
		DRAWN BY		REVISION No.	1	
		DATE DRAWN	11/24/2015	REVISION DATE	08/FEB/201	



3	HR3
3	HR4
5	HR6
4	HR7
Qty.	In Assembly

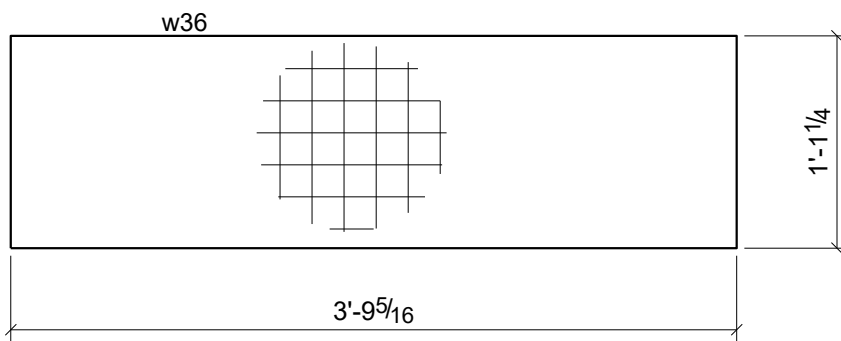
w34	ROD1/2"	A53	15	0'-3 7/16"	6	0
MARK	SIZE	GRADE	QTY.	LENGTH	AREA	WEIGHT
MATERIAL LIST FOR WORKSHOP					93'	150ft
Tekla structure			DRAWING No.		w34	
			JOB No.	BLVD	DESCRIPTION	PART DRAWIN
			DRAWN BY		REVISION No.	1
			DATE DRAWN	11/24/2015	REVISION DATE	08/FEB/201



4	HR8
5	HR9
4	HR10
6	HR11
5	HR12
4	HR13
5	HR14
1	HR17
Qty.	In Assembly

w35	HSS1-1/2X1-1/2X1/8	A500-GR.B	34	1'-10"	124	4
MARK	SIZE	GRADE	QTY.	LENGTH	AREA	WEIGHT
MATERIAL LIST FOR WORKSHOP					TOTALS	4216 <sup>2</sup> 1259ft
Tekla structure	.			DRAWING No.	w35	
				JOB No.	BLVD	DESCRIPTION
				DRAWN BY		REVISION No.
				DATE DRAWN	11/24/2015	REVISION DATE



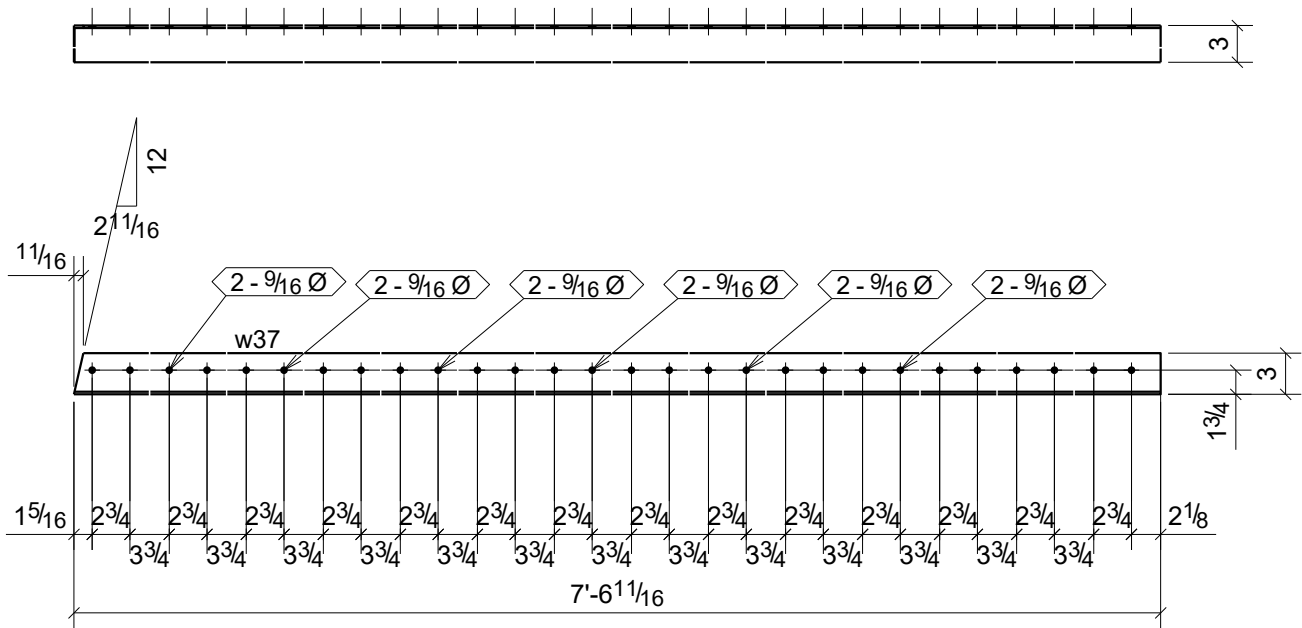


McNichols Steel Mesh  
IS A BOUGHT OUT ITEM


4	HR10
5	HR11
Qty.	In Assembly

w36	McNichols Steel Mesh	A36	9		1215	21
MARK	SIZE	GRADE	QTY.	LENGTH	AREA	WEIGHT
MATERIAL LIST FOR WORKSHOP					TOTALS	10937 <sup>2</sup>
						192ft

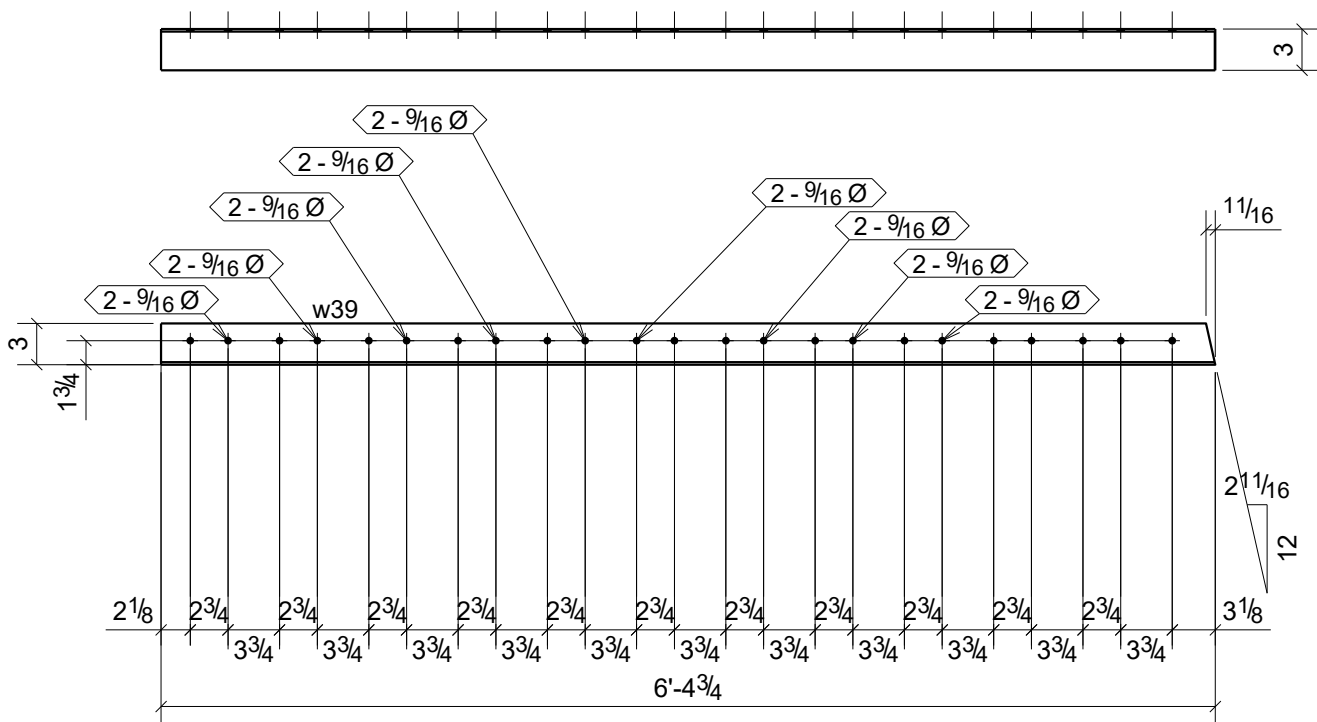
Tekla structure	.	DRAWING No.		w36		
		JOB No.	BLVD	DESCRIPTION	PART DRAWIN	
		DRAWN BY		REVISION No.		
		DATE DRAWN	11/24/2015	REVISION DATE		



						1	SC8
						Qty.	In Assembly
w37	L3X3X3/16	A36	1	7'-6 11/16"	1088	28	
MARK	SIZE	GRADE	QTY.	LENGTH	AREA	WEIGHT	
MATERIAL LIST FOR WORKSHOP					TOTALS	1088	28
Tekla structure			DRAWING No.		w37		
			JOB No.		BLVD	DESCRIPTION	PART DRAWIN
			DRAWN BY			REVISION No.	0
			DATE DRAWN		11/24/2015	REVISION DATE	08/FEB/201

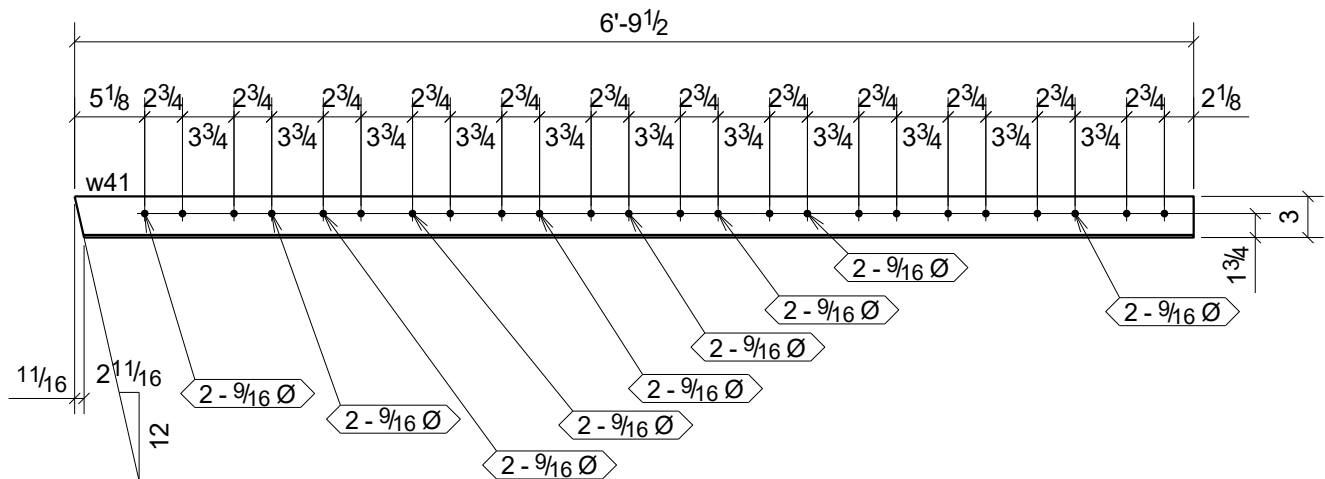
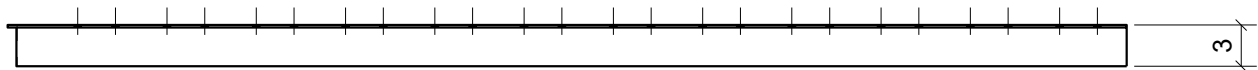


					1	SC10
					Qty.	In Assembly
w38	L3X3X3/16	A36	1	7'-6 11/16"	1088	28
MARK	SIZE	GRADE	QTY.	LENGTH	AREA	WEIGHT
MATERIAL LIST FOR WORKSHOP					1088	28
TOTALS					1088	28
Tekla structure			DRAWING No. w38			
			JOB No.	BLVD	DESCRIPTION	PART DRAWIN
			DRAWN BY		REVISION No.	0
			DATE DRAWN	11/24/2015	REVISION DATE	08/FEB/201

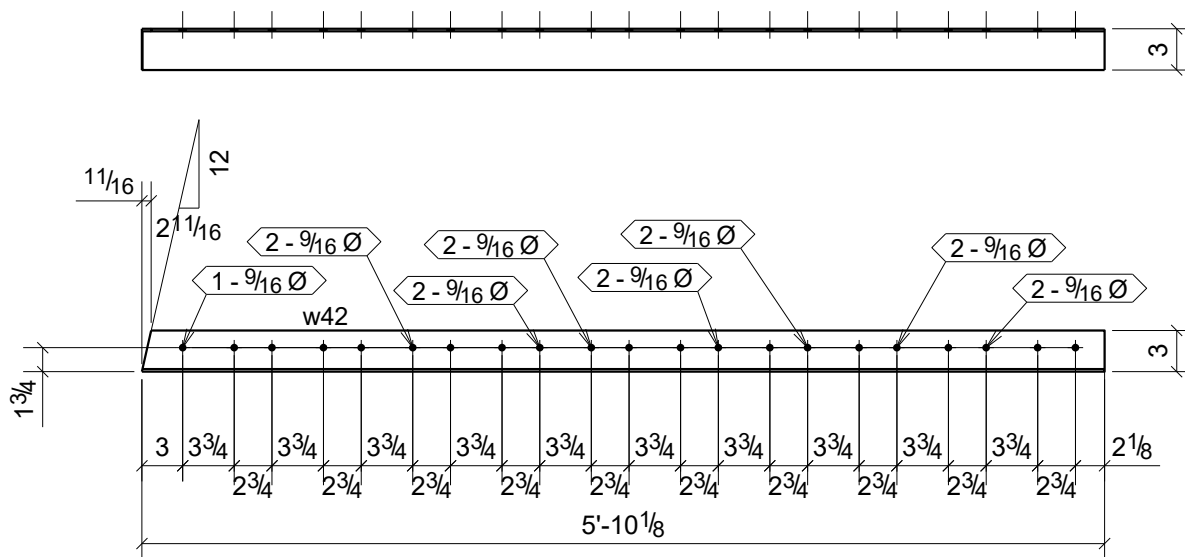


					1	SC9
					Qty.	In Assembly
w39	L3X3X3/16	A36	1	6'-4 3/4"	921	24
MARK	SIZE	GRADE	QTY.	LENGTH	AREA	WEIGHT
MATERIAL LIST FOR WORKSHOP					921 <sup>2</sup>	24 <sup>ft</sup>
TOTALS						
DRAWING No. w39						
JOB No.				BLVD	DESCRIPTION	PART DRAWIN
DRAWN BY					REVISION No.	0
DATE DRAWN				11/24/2015	REVISION DATE	08/FEB/201

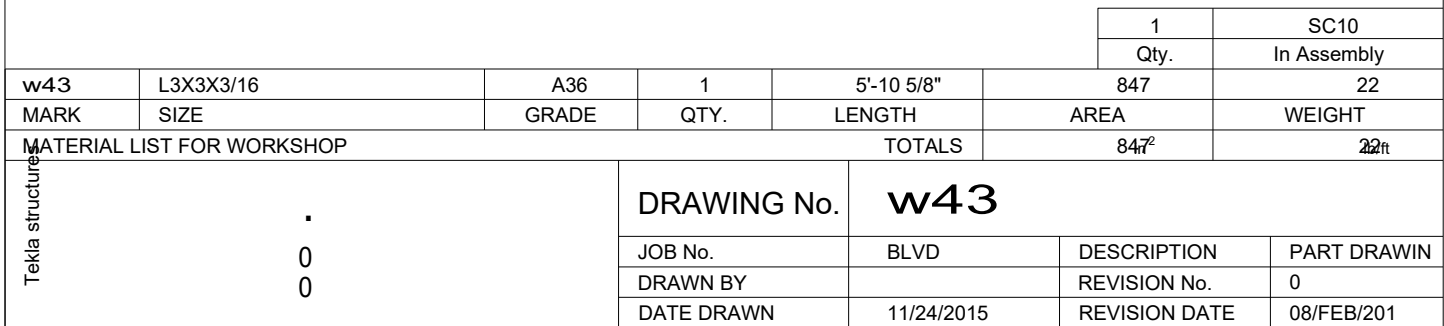




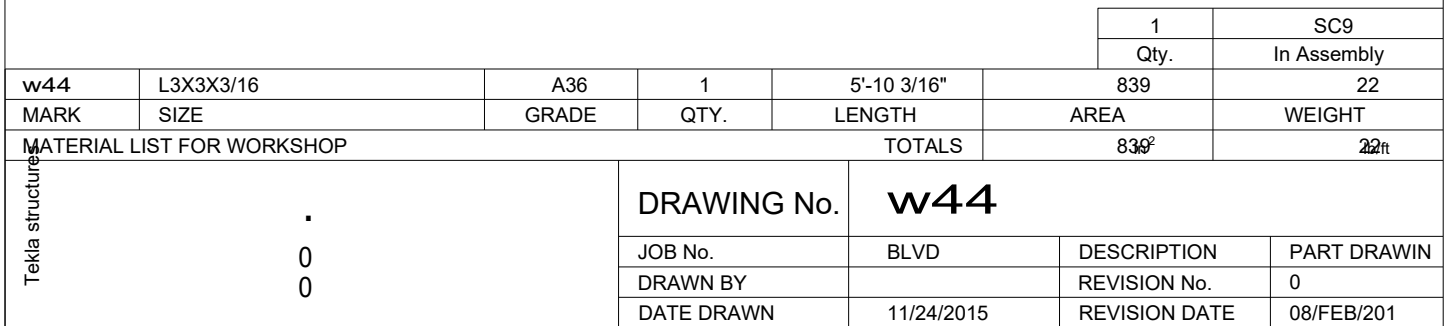
						1	SC10
						Qty.	In Assembly
w41	L3X3X3/16	A36	1	6'-9 1/2"	974	25	
MARK	SIZE	GRADE	QTY.	LENGTH	AREA	WEIGHT	
MATERIAL LIST FOR WORKSHOP					TOTALS	974 <sup>2</sup>	25ft
Tekla structure			DRAWING No.		w41		
			JOB No.	BLVD	DESCRIPTION	PART DRAWIN	
			DRAWN BY		REVISION No.	0	
			DATE DRAWN	11/24/2015	REVISION DATE	08/FEB/201	

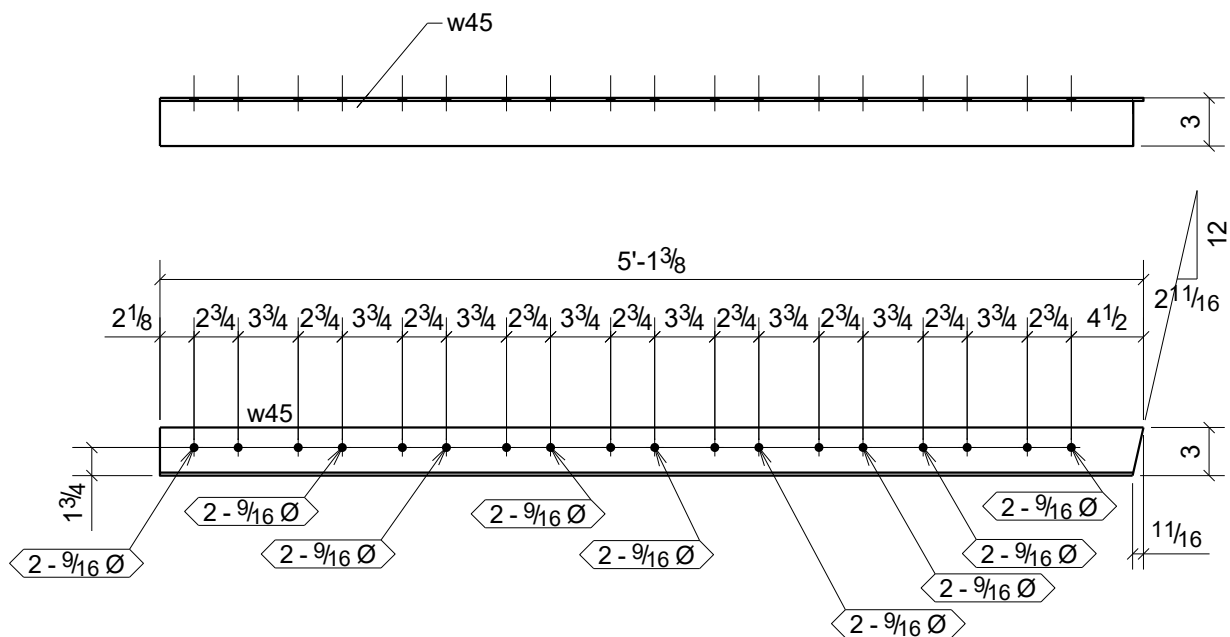


					1	SC8
					Qty.	In Assembly
w42	L3X3X3/16	A36	1	5'-10 1/8"	841	22
MARK	SIZE	GRADE	QTY.	LENGTH	AREA	WEIGHT
MATERIAL LIST FOR WORKSHOP					841 <sup>2</sup>	22ft
Tekla structure			DRAWING No. w42			
			JOB No.	BLVD	DESCRIPTION	PART DRAWIN
			DRAWN BY		REVISION No.	0
			DATE DRAWN	11/24/2015	REVISION DATE	08/FEB/201

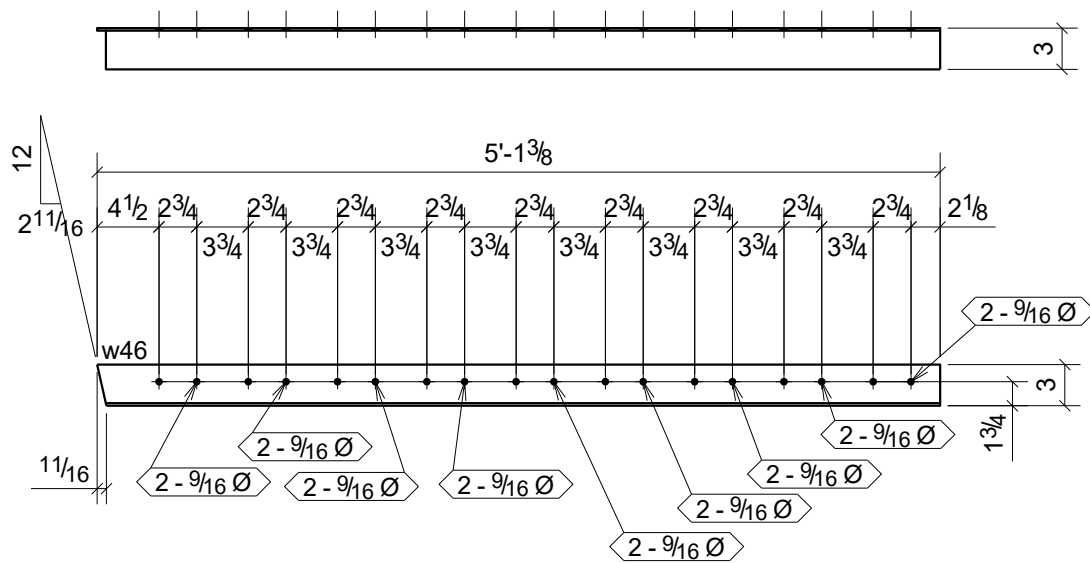




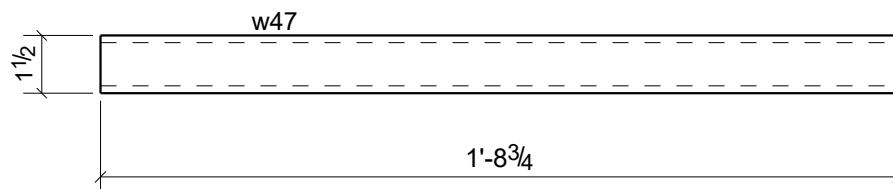




					1	SC8
					Qty.	In Assembly
w45	L3X3X3/16	A36	1	5'-1 3/8"	733	19
MARK	SIZE	GRADE	QTY.	LENGTH	AREA	WEIGHT
MATERIAL LIST FOR WORKSHOP					733	19
TOTALS					733	19
Tekla structure				DRAWING No.	w45	
				JOB No.	BLVD	DESCRIPTION
				DRAWN BY		REVISION No.
				DATE DRAWN	11/24/2015	REVISION DATE
						PART DRAWIN
						0
						08/FEB/201



						1	SC10
						Qty.	In Assembly
w46	L3X3X3/16	A36	1	5'-1 3/8"	733	19	
MARK	SIZE	GRADE	QTY.	LENGTH	AREA	WEIGHT	
MATERIAL LIST FOR WORKSHOP					TOTALS	733 <sup>2</sup>	19ft
Tekla structure				DRAWING No.	w46		
				JOB No.	BLVD	DESCRIPTION	PART DRAWIN
				DRAWN BY		REVISION No.	0
				DATE DRAWN	11/24/2015	REVISION DATE	08/FEB/201

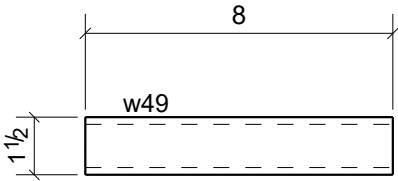


1	HR6
1	HR7
Qty.	In Assembly

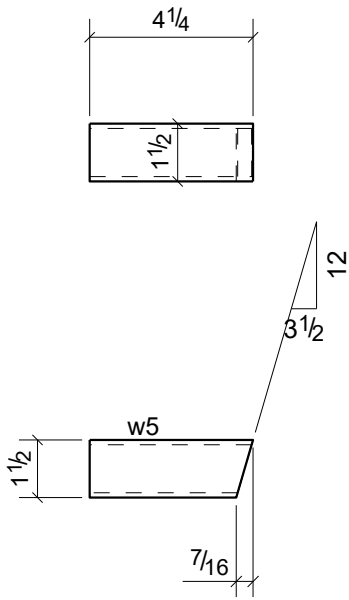
w47	TUBE 1 1/2"X3/16"	A53	2	1'-8 3/4"	98	4
MARK	SIZE	GRADE	QTY.	LENGTH	AREA	WEIGHT
MATERIAL LIST FOR WORKSHOP					TOTALS	195 <sup>2</sup> 119ft

Tekla structure	.	DRAWING No.		w47		
		JOB No.	BLVD	DESCRIPTION	PART DRAWIN	
		DRAWN BY		REVISION No.	1	
		DATE DRAWN	11/24/2015	REVISION DATE	08/FEB/201	

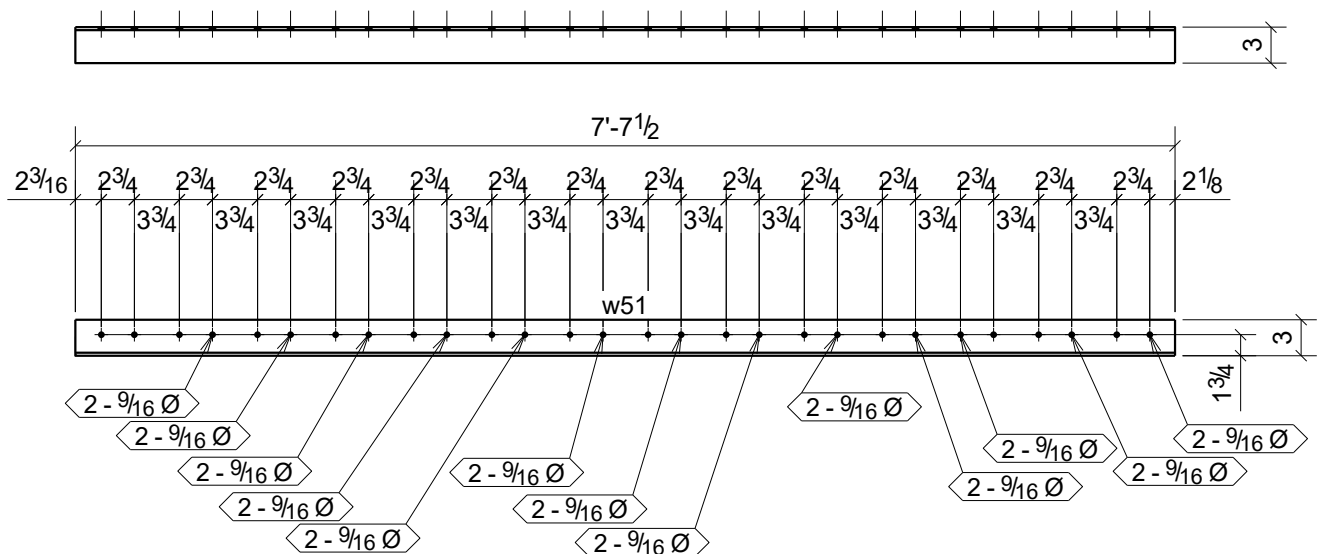




						1	HR6
						1	HR7
						Qty.	In Assembly
w49	TUBE 1 1/2"X3/16"	A53	2	0'-8"	38	2	
MARK	SIZE	GRADE	QTY.	LENGTH	AREA	WEIGHT	
MATERIAL LIST FOR WORKSHOP					TOTALS	76 <sup>2</sup>	153 ft
Tekla structure				DRAWING No.	w49		
				JOB No.	BLVD	DESCRIPTION	PART DRAWIN
				DRAWN BY		REVISION No.	1
				DATE DRAWN	11/24/2015	REVISION DATE	08/FEB/201

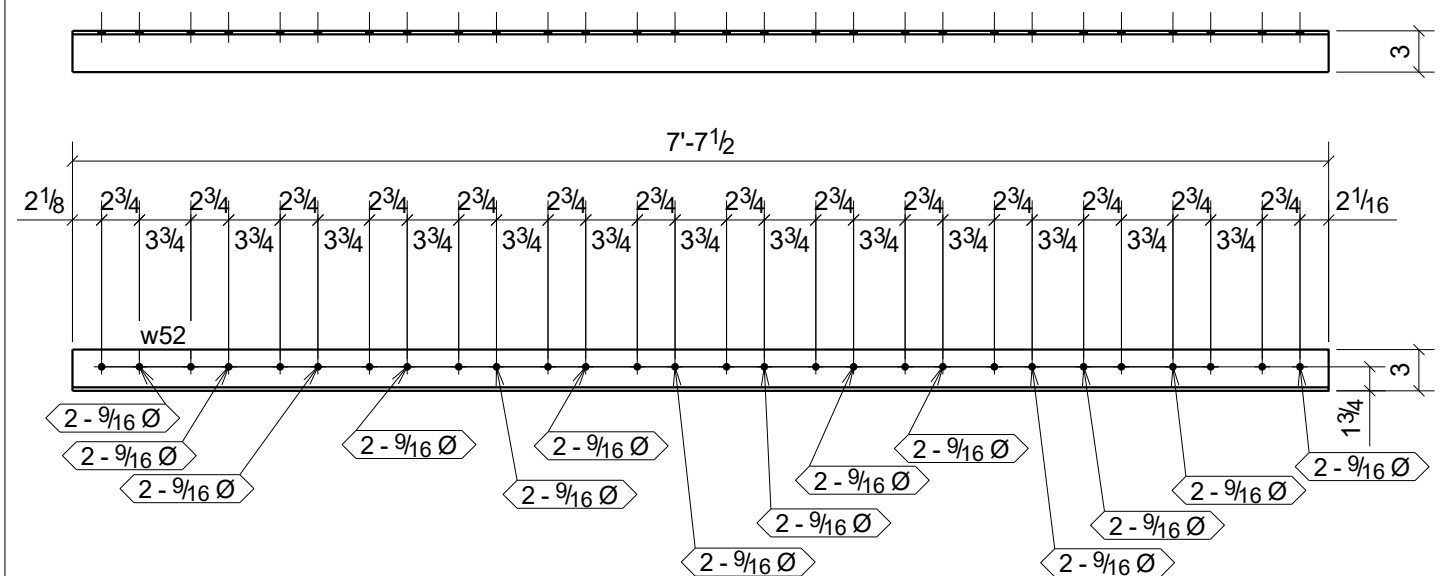


						1	HR6
						Qty.	In Assembly
w5	HSS1-1/2X1-1/2X1/8	A53	1	0'-4 1/4"	24	1	
MARK	SIZE	GRADE	QTY.	LENGTH	AREA	WEIGHT	
MATERIAL LIST FOR WORKSHOP					TOTALS	24'	15'ft
Tekla structure				DRAWING No.	w5		
				JOB No.	BLVD	DESCRIPTION	PART DRAWIN
				DRAWN BY		REVISION No.	1
				DATE DRAWN	11/24/2015	REVISION DATE	08/FEB/201

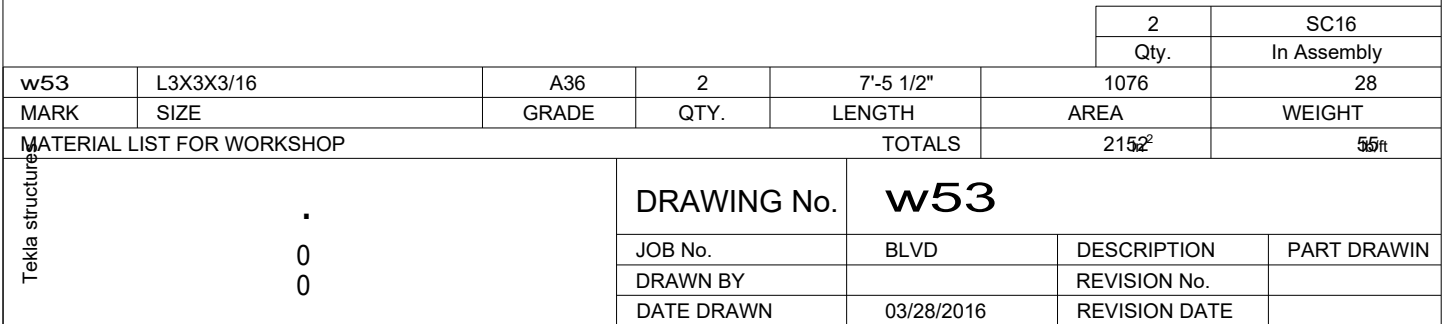


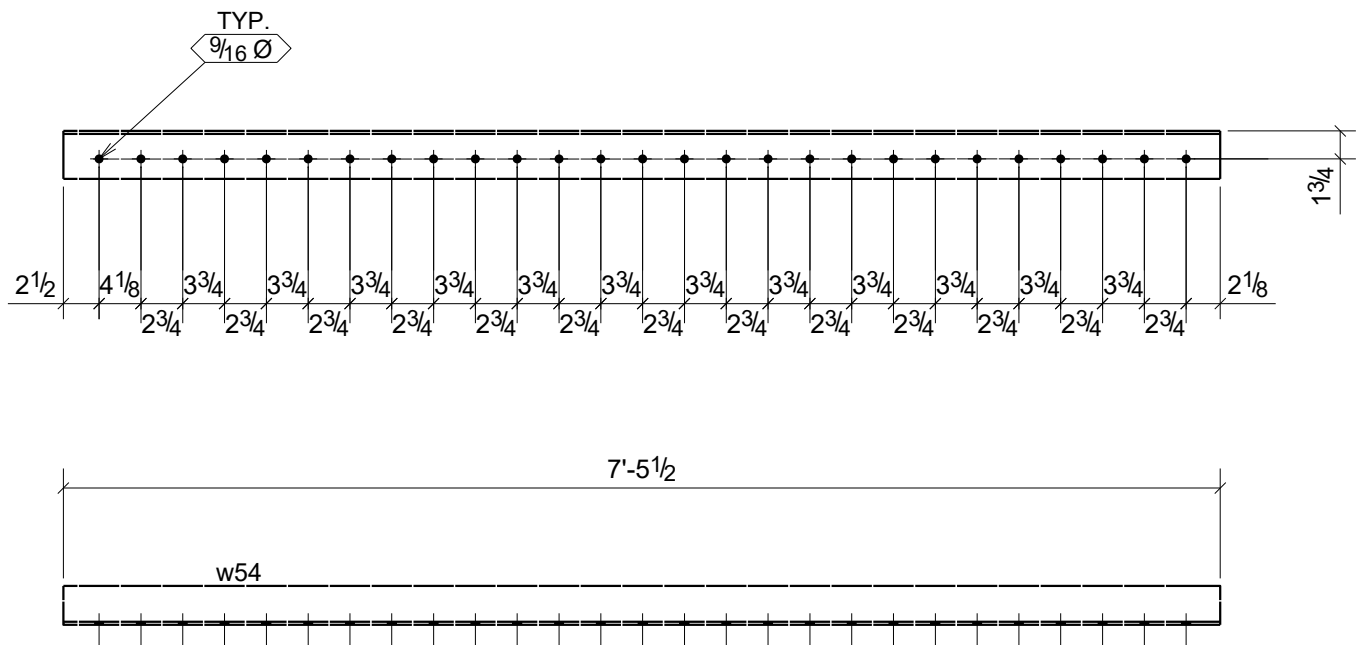
						2	SC6
						Qty.	In Assembly
w51	L3X3X1/4	A36	2	7'-7 1/2"	1101	37	
MARK	SIZE	GRADE	QTY.	LENGTH	AREA	WEIGHT	
MATERIAL LIST FOR WORKSHOP					TOTALS	2202 <sup>2</sup>	75ft
Tekla structure				DRAWING No.	w51		
				JOB No.	BLVD	DESCRIPTION	PART DRAWIN
				DRAWN BY		REVISION No.	0
				DATE DRAWN	11/24/2015	REVISION DATE	08/FEB/201



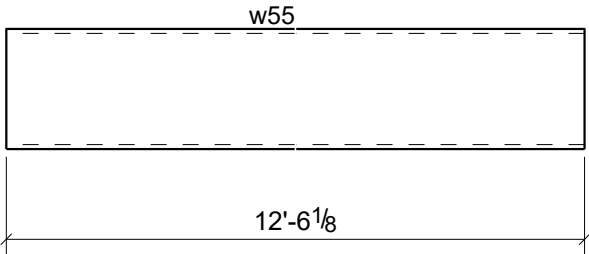


					1	SC6
					Qty.	In Assembly
w52	L3X3X1/4	A36	1	7'-7 7/16"	1101	37
MARK	SIZE	GRADE	QTY.	LENGTH	AREA	WEIGHT
MATERIAL LIST FOR WORKSHOP					TOTALS	1101 <sup>2</sup>
						37/ft
DRAWING No. <b>w52</b>						
JOB No.				BLVD	DESCRIPTION	PART DRAWIN
DRAWN BY					REVISION No.	0
DATE DRAWN				11/24/2015	REVISION DATE	08/FEB/201

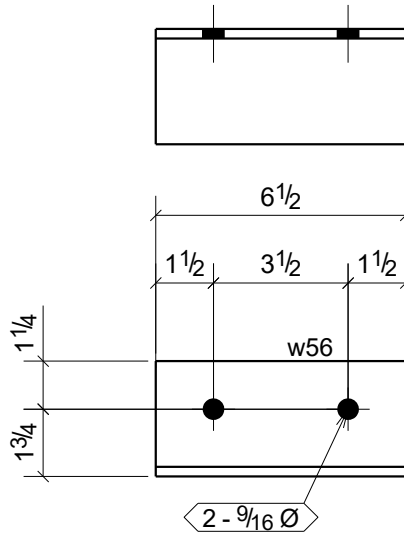




					2	SC16
					Qty.	In Assembly
w54	L3X3X3/16	A36	2	7'-5 1/2"	1076	28
MARK	SIZE	GRADE	QTY.	LENGTH	AREA	WEIGHT
MATERIAL LIST FOR WORKSHOP					2152	55
					TOTALS	55
Tekla structure			DRAWING No. w54			
			JOB No.	BLVD	DESCRIPTION	PART DRAWIN
			DRAWN BY		REVISION No.	
			DATE DRAWN	03/28/2016	REVISION DATE	



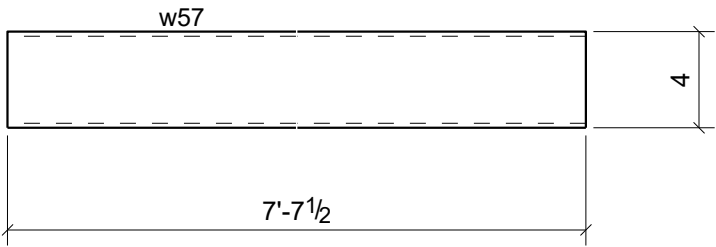
						1	SC1
						Qty.	In Assembly
w55	HSS5X5X3/16	A500-GR.B	1	12'-6 1/8"	2919	140	
MARK	SIZE	GRADE	QTY.	LENGTH	AREA	WEIGHT	
MATERIAL LIST FOR WORKSHOP					TOTALS	2919 <sup>2</sup>	140 <sup>lb</sup>
Tekla structure				DRAWING No.	w55		
				JOB No.	BLVD	DESCRIPTION	PART DRAWIN
				DRAWN BY		REVISION No.	
				DATE DRAWN	11/24/2015	REVISION DATE	



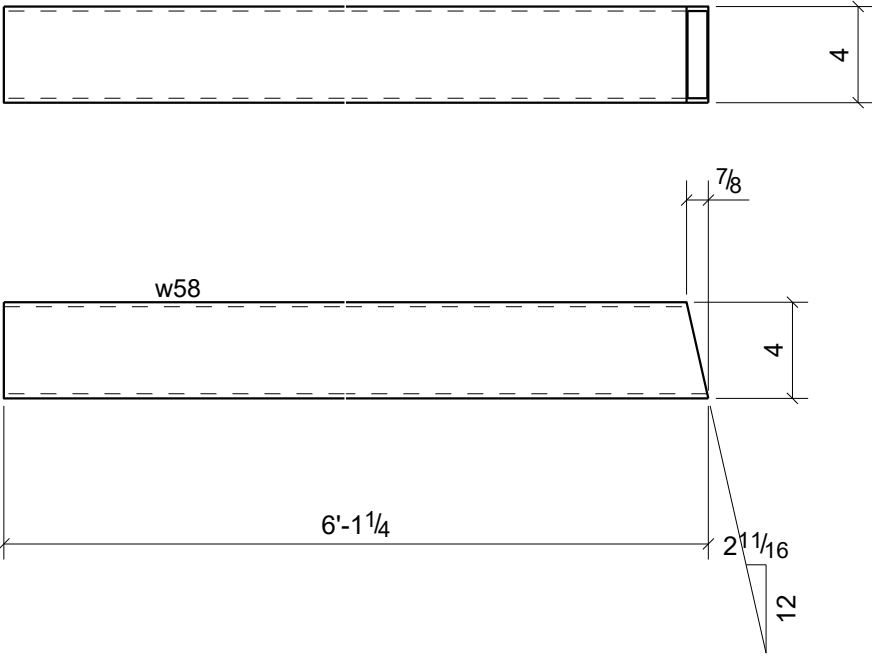
5	SC8
2	SC9
4	SC10
Qty.	In Assembly

w56	L3X3X1/4	A36	11	0'-6 1/2"	81	3
MARK	SIZE	GRADE	QTY.	LENGTH	AREA	WEIGHT
MATERIAL LIST FOR WORKSHOP					890 <sup>2</sup>	259ft

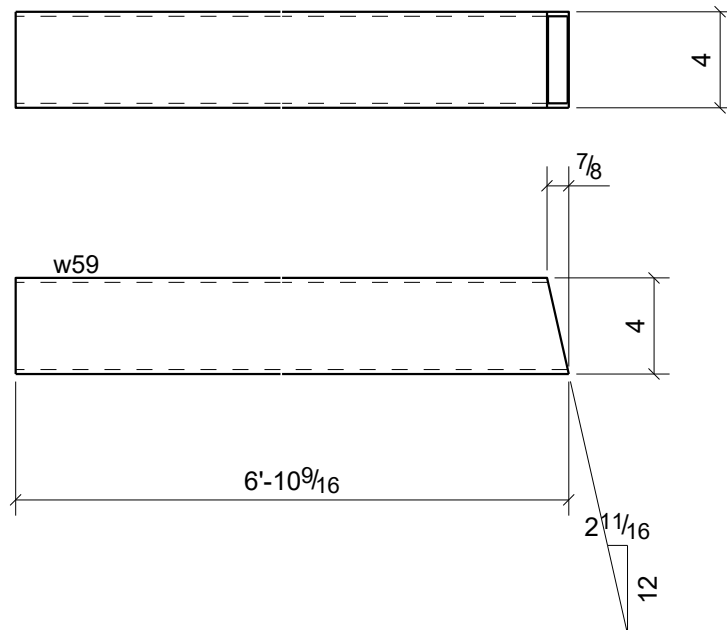
Tekla structure	.	0	0	DRAWING No.	w56		
				JOB No.	BLVD	DESCRIPTION	PART DRAWIN
				DRAWN BY		REVISION No.	0
				DATE DRAWN	11/24/2015	REVISION DATE	08/FEB/201



						2	SC6
						Qty.	In Assembly
w57	HSS4X4X3/16	A500-GR.B	2	7'-7 1/2"	1405	67	
MARK	SIZE	GRADE	QTY.	LENGTH	AREA	WEIGHT	
MATERIAL LIST FOR WORKSHOP					TOTALS	2811 <sup>2</sup>	134 <sup>ft</sup>
Tekla structure			DRAWING No.		w57		
			JOB No.		BLVD	DESCRIPTION	PART DRAWIN
			DRAWN BY			REVISION No.	0
			DATE DRAWN		11/24/2015	REVISION DATE	08/FEB/201



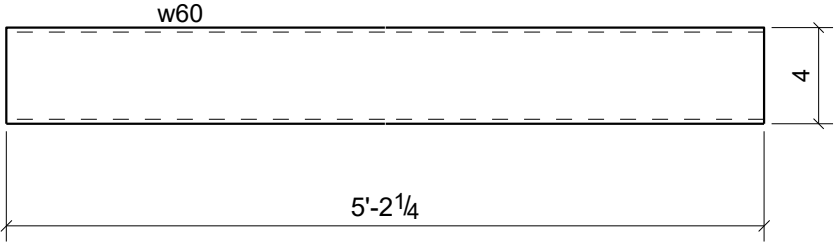
						1	SC10
						Qty.	In Assembly
w58	HSS4X4X3/16	A500-GR.B	1	6'-1 1/4"	1125	54	
MARK	SIZE	GRADE	QTY.	LENGTH	AREA	WEIGHT	
MATERIAL LIST FOR WORKSHOP					TOTALS	1125 <sup>2</sup>	54ft
Tekla structure				DRAWING No.	w58		
				JOB No.	BLVD	DESCRIPTION	PART DRAWIN
				DRAWN BY		REVISION No.	0
				DATE DRAWN	11/24/2015	REVISION DATE	08/FEB/201



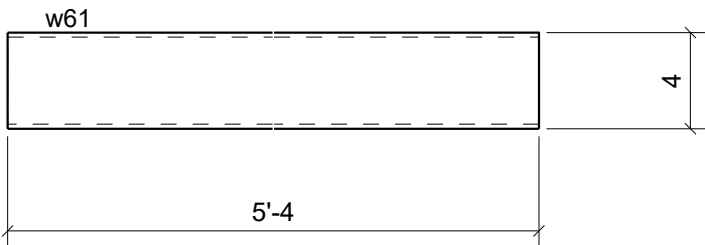
1	SC10
Qty.	In Assembly

w59	HSS4X4X3/16	A500-GR.B	1	6'-10 9/16"	1268	60
MARK	SIZE	GRADE	QTY.	LENGTH	AREA	WEIGHT
MATERIAL LIST FOR WORKSHOP					TOTALS	1268
Tekla structure						60ft
.			DRAWING No.		w59	
0			JOB No.		BLVD	PART DRAWIN
0			DRAWN BY		REVISION No.	0
			DATE DRAWN		REVISION DATE	08/FEB/201

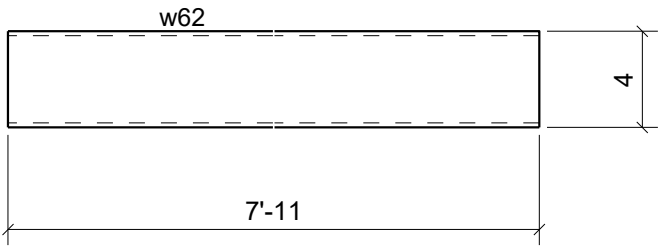




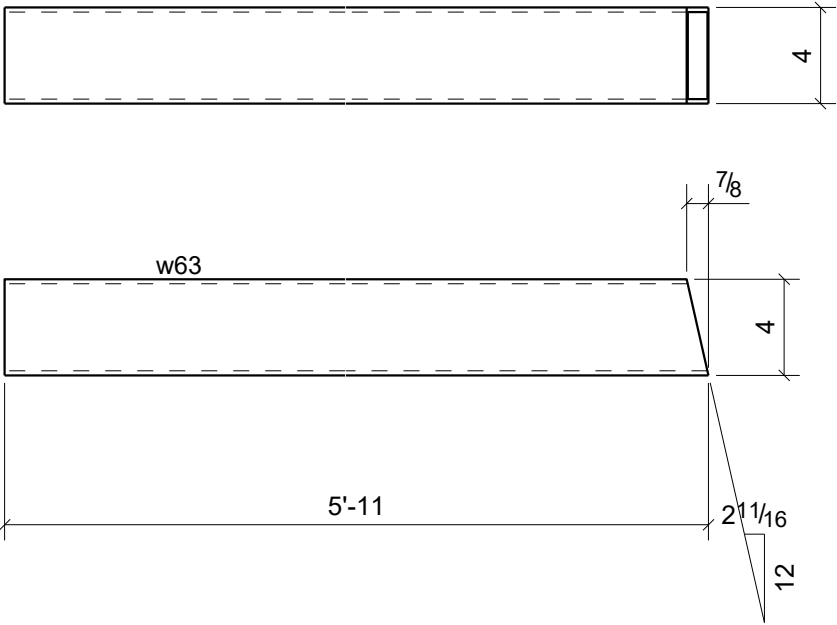
						2	SC11
						Qty.	In Assembly
w60	HSS4X4X3/16	A500-GR.B	2	5'-2 1/4"	956	46	
MARK	SIZE	GRADE	QTY.	LENGTH	AREA	WEIGHT	
MATERIAL LIST FOR WORKSHOP					TOTALS	1912 <sup>2</sup>	93/ft
Tekla structure				DRAWING No.	w60		
				JOB No.	BLVD	DESCRIPTION	PART DRAWIN
				DRAWN BY		REVISION No.	0
				DATE DRAWN	11/24/2015	REVISION DATE	08/FEB/201



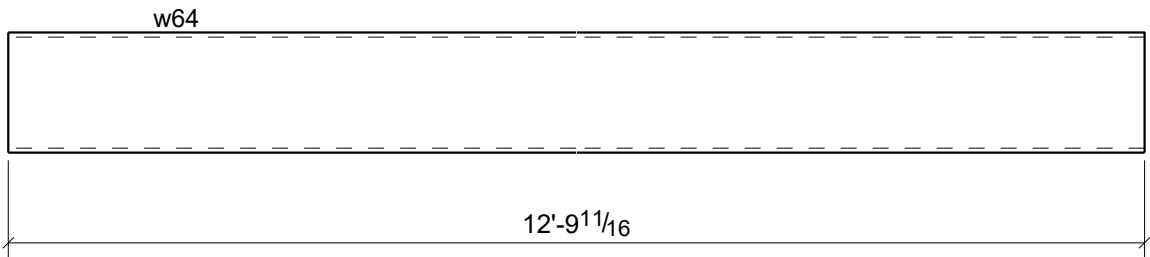
						1	SC8
						1	SC10
						Qty.	In Assembly
w61	HSS4X4X3/16	A500-GR.B	2	5'-4"	983	47	
MARK	SIZE	GRADE	QTY.	LENGTH	AREA	WEIGHT	
MATERIAL LIST FOR WORKSHOP					TOTALS	1966 <sup>2</sup> 94ft	
Tekla structure	.		DRAWING No.		w61		
			JOB No.		BLVD	DESCRIPTION	PART DRAWIN
			DRAWN BY			REVISION No.	0
			DATE DRAWN		11/24/2015	REVISION DATE	08/FEB/201



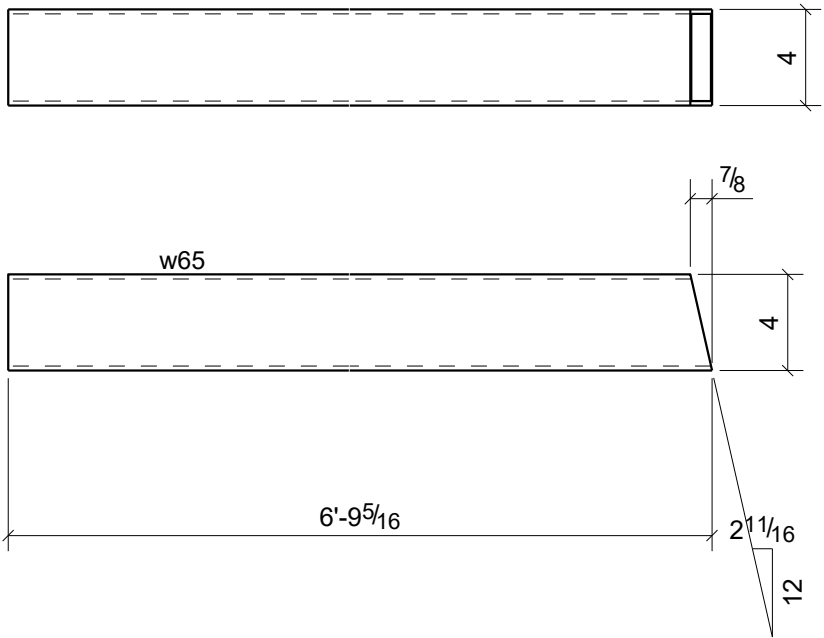
						1	SC8
						1	SC10
						Qty.	In Assembly
w62	HSS4X4X3/16	A500-GR.B	2	7'-11"	1459	70	
MARK	SIZE	GRADE	QTY.	LENGTH	AREA	WEIGHT	
MATERIAL LIST FOR WORKSHOP					TOTALS	2918 <sup>2</sup>	1369ft
Tekla structure 0 0			DRAWING No.		w62		
			JOB No.		BLVD	DESCRIPTION	PART DRAWIN
			DRAWN BY			REVISION No.	0
			DATE DRAWN		11/24/2015	REVISION DATE	08/FEB/201



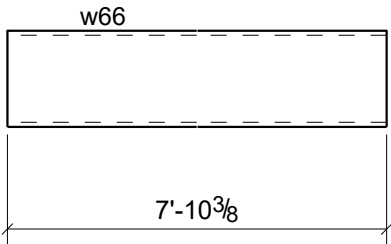
						1	SC8
						Qty.	In Assembly
w63	HSS4X4X3/16	A500-GR.B	1	5'-11"	1091	52	
MARK	SIZE	GRADE	QTY.	LENGTH	AREA	WEIGHT	
MATERIAL LIST FOR WORKSHOP					TOTALS	1091 <sup>2</sup>	52ft
Tekla structure				DRAWING No.	w63		
				JOB No.	BLVD	DESCRIPTION	PART DRAWIN
				DRAWN BY		REVISION No.	0
				DATE DRAWN	11/24/2015	REVISION DATE	08/FEB/201



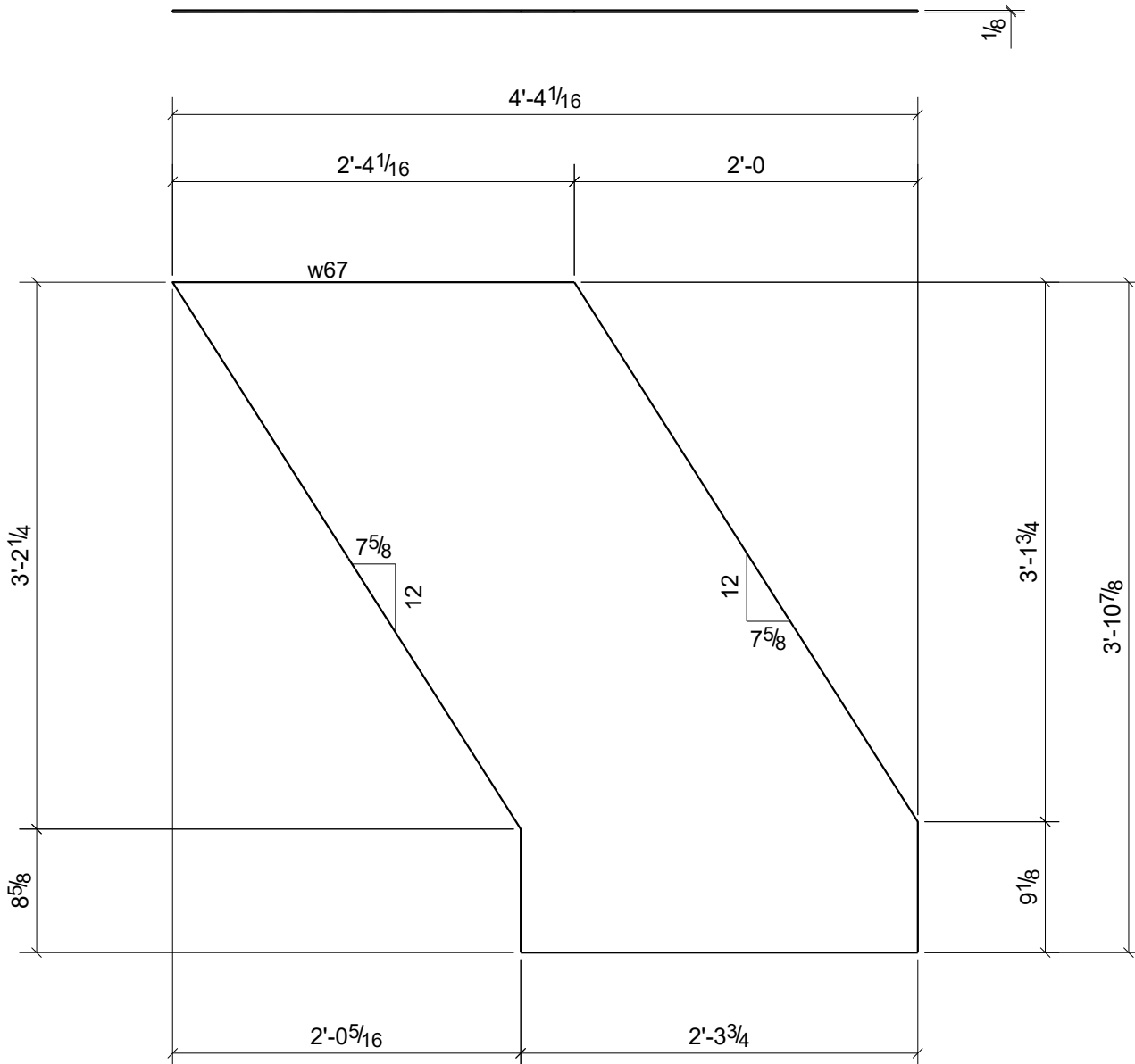
						1	SC1
						Qty.	In Assembly
w64	HSS5X5X3/16	A500-GR.B	1	12'-9 11/16"	2987	143	
MARK	SIZE	GRADE	QTY.	LENGTH	AREA	WEIGHT	
MATERIAL LIST FOR WORKSHOP					TOTALS	2987 <sup>2</sup>	143 <sup>3</sup>
Tekla structure				DRAWING No.	w64		
				JOB No.	BLVD	DESCRIPTION	PART DRAWIN
				DRAWN BY		REVISION No.	
				DATE DRAWN	11/24/2015	REVISION DATE	



					1	SC8
					Qty.	In Assembly
w65	HSS4X4X3/16	A500-GR.B	1	6'-9 5/16"	1249	59
MARK	SIZE	GRADE	QTY.	LENGTH	AREA	WEIGHT
MATERIAL LIST FOR WORKSHOP					1249	59
TOTALS					1249	59
Tekla structure			DRAWING No.		w65	
			JOB No.	BLVD	DESCRIPTION	PART DRAWIN
			DRAWN BY		REVISION No.	0
			DATE DRAWN	11/24/2015	REVISION DATE	08/FEB/201



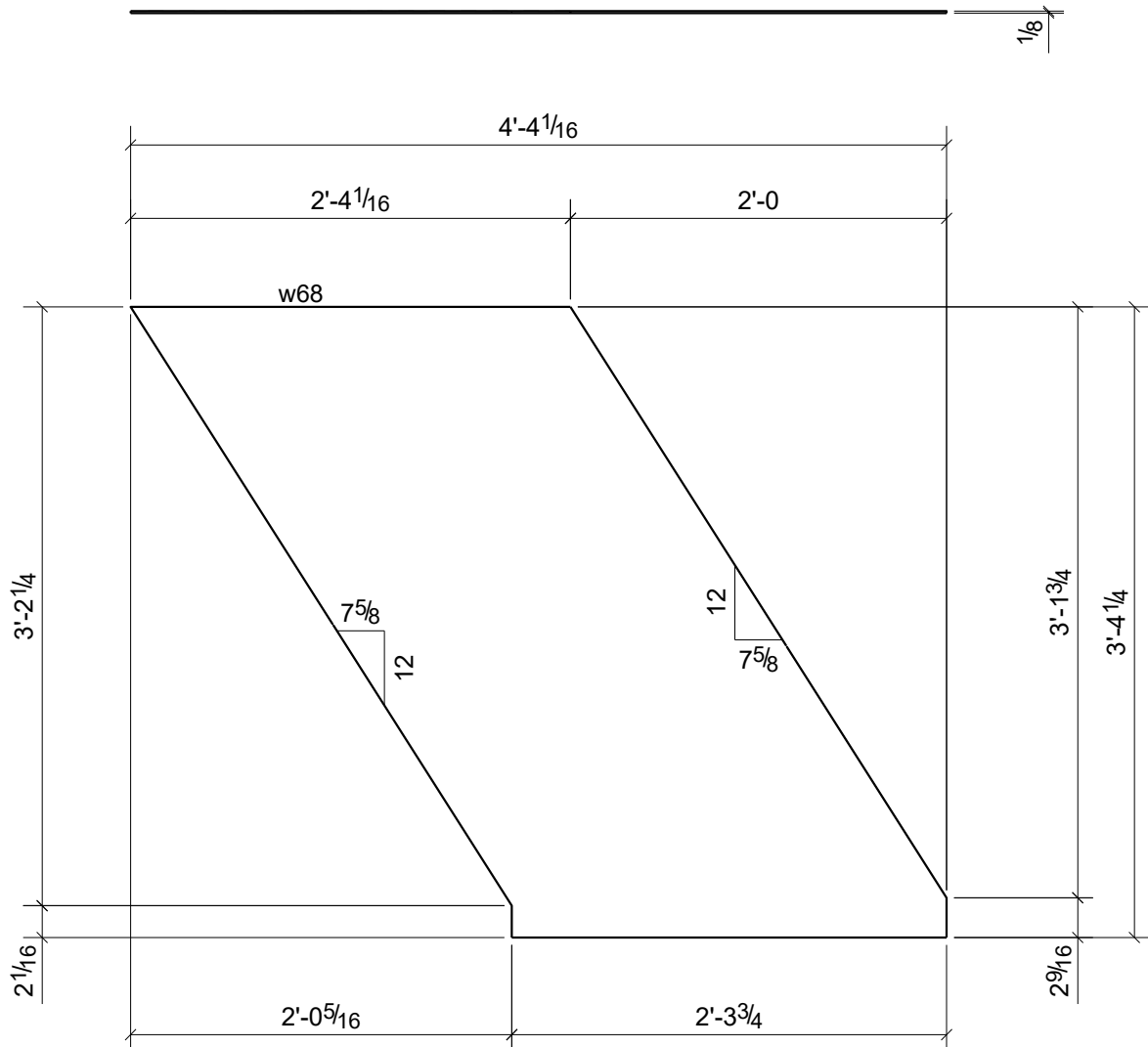
						1	SC16
						Qty.	In Assembly
w66	HSS4X4X3/16	A500-GR.B	1	7'-10 3/8"	1450	69	
MARK	SIZE	GRADE	QTY.	LENGTH	AREA	WEIGHT	
MATERIAL LIST FOR WORKSHOP					TOTALS	1450 <sup>2</sup>	69ft
Tekla structure	.			DRAWING No.	w66		
				JOB No.	BLVD	DESCRIPTION	PART DRAWIN
				DRAWN BY		REVISION No.	
				DATE DRAWN	02/09/2016	REVISION DATE	



McNichols Steel Mesh  
IS A BOUGHT OUT ITEM

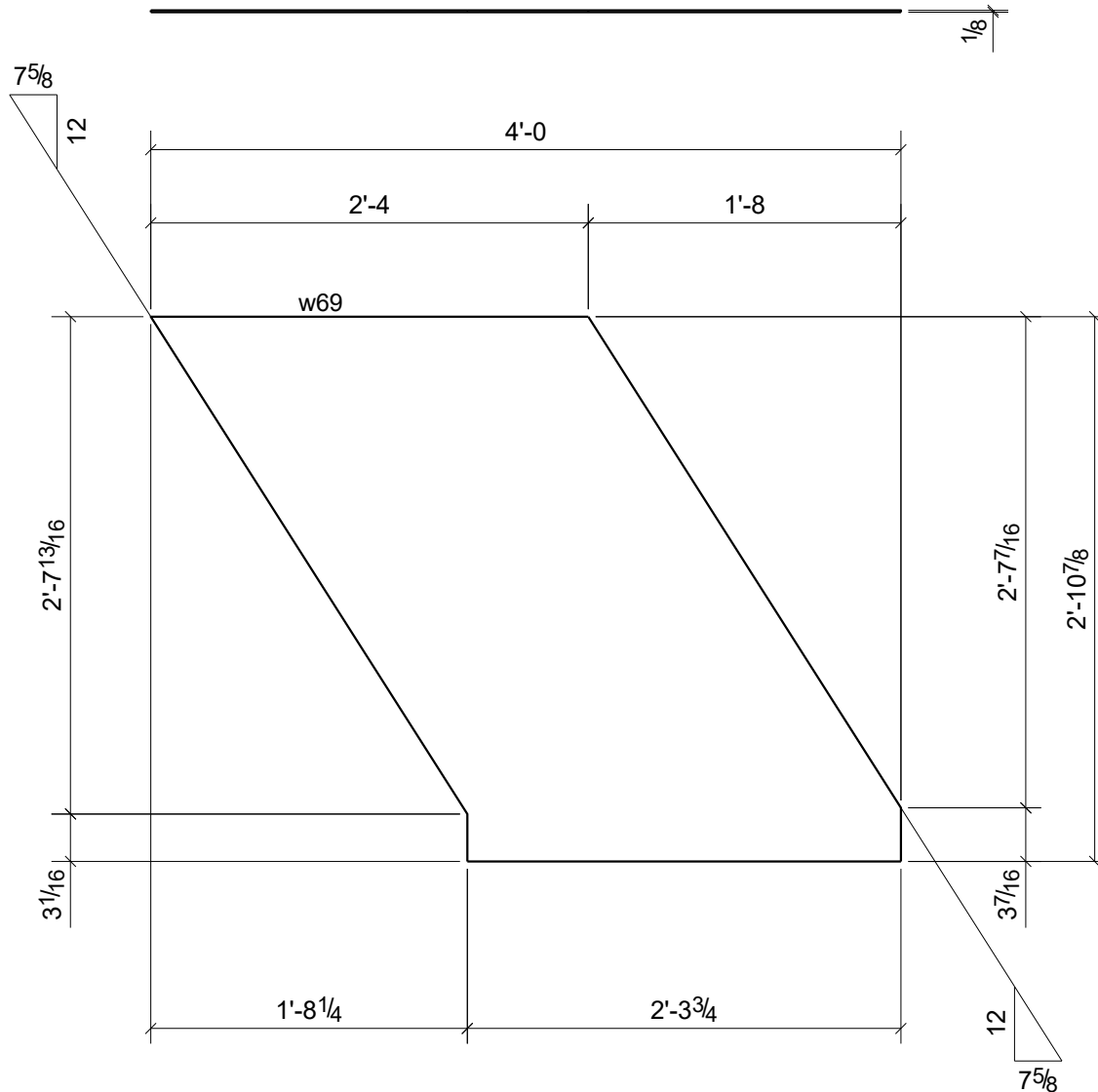
					1	HR7
					Qty.	In Assembly
w67	McNichols Steel Mesh	A36	1		2646	47
MARK	SIZE	GRADE	QTY.	LENGTH	AREA	WEIGHT
MATERIAL LIST FOR WORKSHOP					2646 <sup>2</sup>	47/ft
<div>Tekla structure</div> <div>0</div> <div>0</div>				DRAWING No. <b>w67</b>		
				JOB No.	BLVD	PART DRAWIN
				DRAWN BY		REVISION No. 1
				DATE DRAWN	11/24/2015	REVISION DATE 08/FEB/201





McNichols Steel Mesh  
IS A BOUGHT OUT ITEM

						1	HR6
						Qty.	In Assembly
w68	McNichols Steel Mesh	A36	1		2278	40	
MARK	SIZE	GRADE	QTY.	LENGTH	AREA	WEIGHT	
MATERIAL LIST FOR WORKSHOP					TOTALS	2278 <sup>2</sup>	40ft
Tekla structure			DRAWING No.		w68		
			JOB No.	BLVD	DESCRIPTION	PART DRAWIN	
			DRAWN BY		REVISION No.	1	
			DATE DRAWN	11/24/2015	REVISION DATE	08/FEB/201	

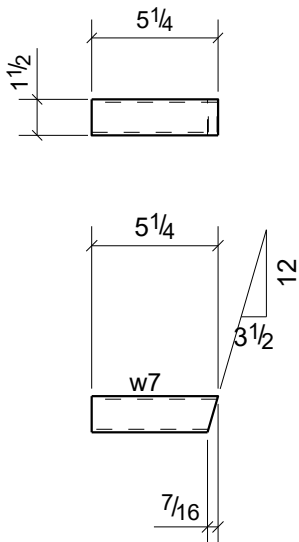


McNichols Steel Mesh  
IS A BOUGHT OUT ITEM

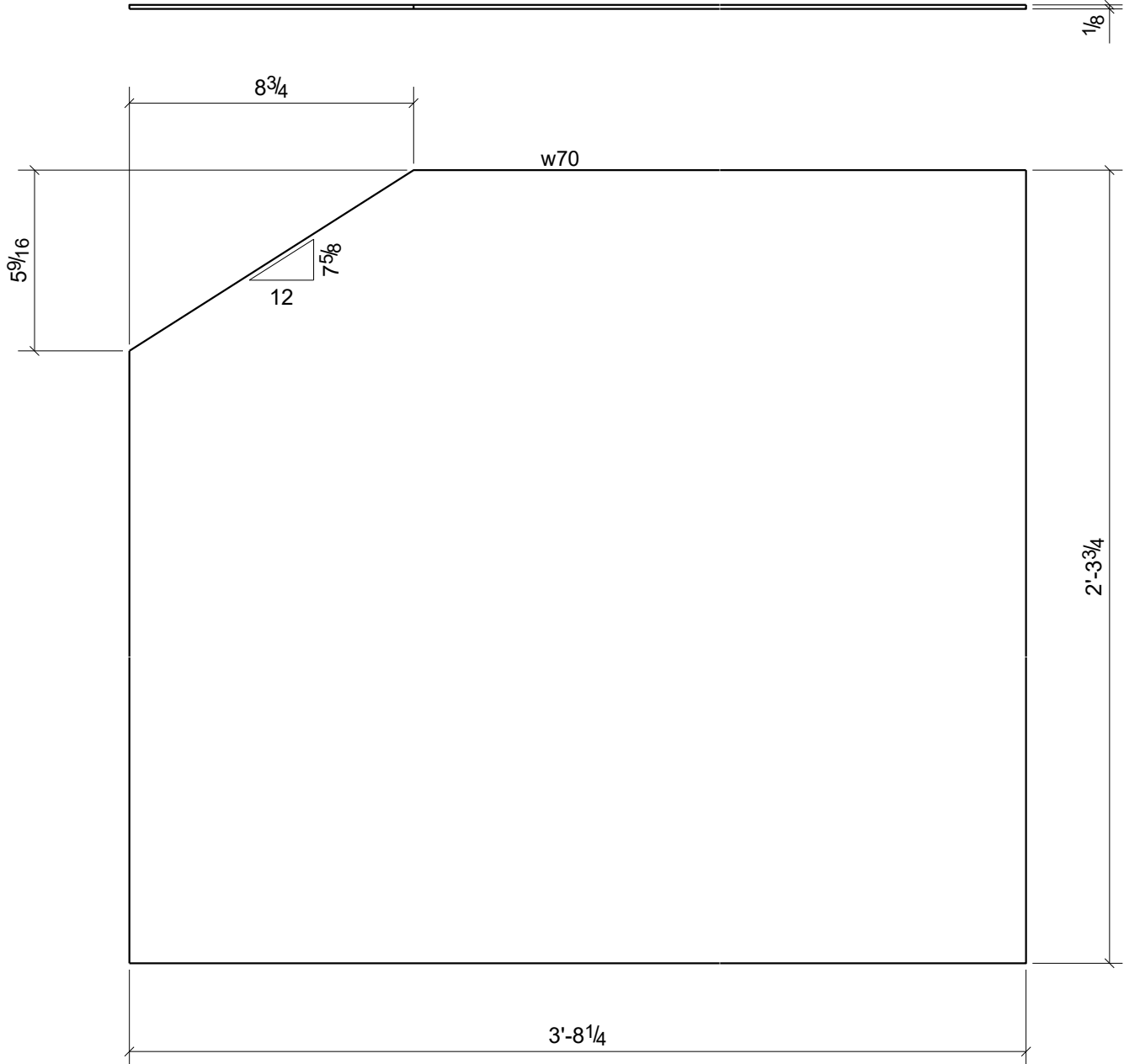
1	HR3
Qty.	In Assembly
1969	35
1969	35

w69	McNichols Steel Mesh	A36	1		1969	35
MARK	SIZE	GRADE	QTY.	LENGTH	AREA	WEIGHT
MATERIAL LIST FOR WORKSHOP					1969	35
TOTALS					1969	35

Tekla structure	.	DRAWING No.		w69		
		JOB No.	BLVD	DESCRIPTION	PART DRAWIN	
		DRAWN BY		REVISION No.	1	
		DATE DRAWN	11/24/2015	REVISION DATE	08/FEB/201	

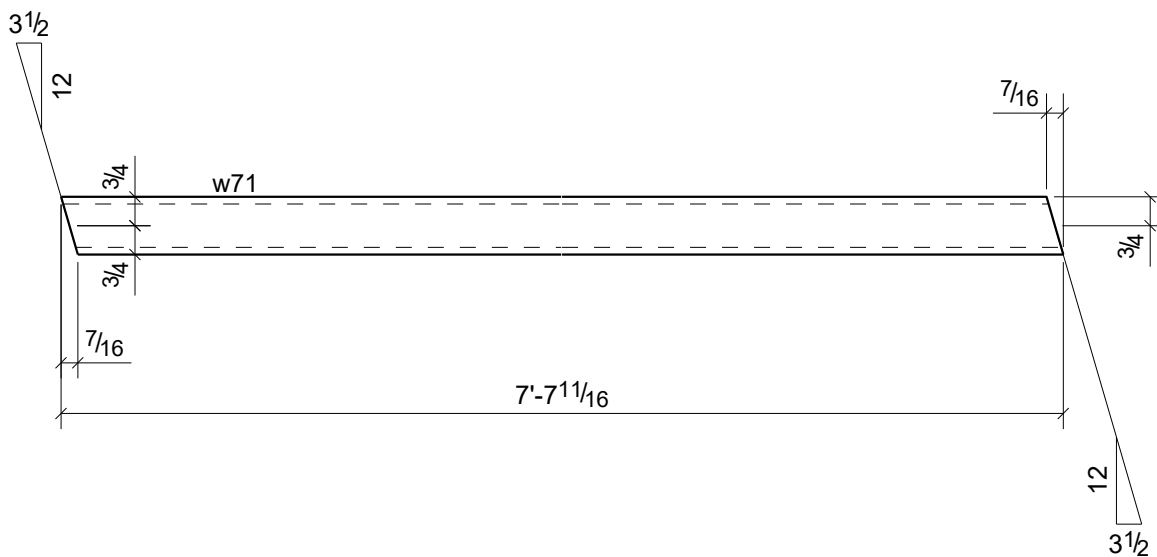
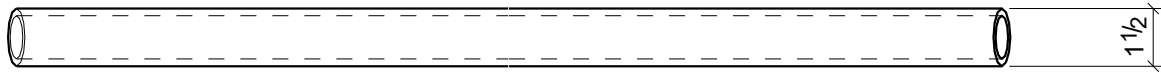


						1	HR3
						Qty.	In Assembly
w7	HSS1-1/2X1-1/2X1/8	A53	1	0'-5 1/4"	30	1	
MARK	SIZE	GRADE	QTY.	LENGTH	AREA	WEIGHT	
MATERIAL LIST FOR WORKSHOP					TOTALS	30 <sup>2</sup>	154 ft
Tekla structure	.		DRAWING No.		w7		
			JOB No.		BLVD	DESCRIPTION	PART DRAWIN
			DRAWN BY			REVISION No.	1
			DATE DRAWN		11/24/2015	REVISION DATE	08/FEB/201



McNichols Steel Mesh  
IS A BOUGHT OUT ITEM

					1	HR4
					Qty.	In Assembly
w70	McNichols Steel Mesh	A36	1		2424	43
MARK	SIZE	GRADE	QTY.	LENGTH	AREA	WEIGHT
MATERIAL LIST FOR WORKSHOP					2424 <sup>2</sup>	43ft
Tekla structure			DRAWING No. <b>w70</b>			
			JOB No.	BLVD	DESCRIPTION	PART DRAWIN
			DRAWN BY		REVISION No.	1
			DATE DRAWN	11/24/2015	REVISION DATE	08/FEB/201

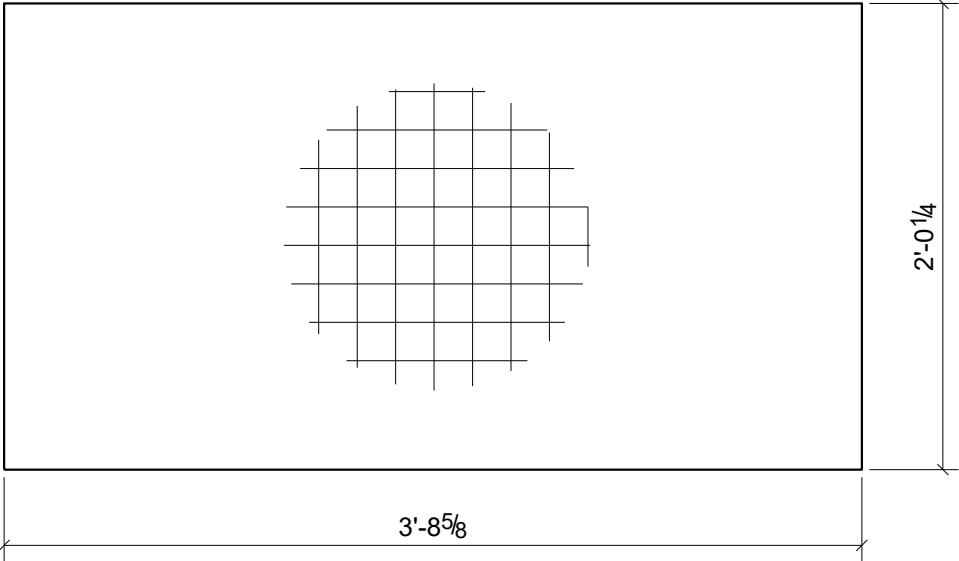


1	HR4
Qty.	In Assembly

w71	TUBE 1 1/2"X3/16"	A53	1	7'-7 11/16"	426	19
MARK	SIZE	GRADE	QTY.	LENGTH	AREA	WEIGHT
MATERIAL LIST FOR WORKSHOP					426 <sup>2</sup>	19ft

Tekla structure	.	DRAWING No.		w71		
		JOB No.	BLVD	DESCRIPTION	PART DRAWIN	
		DRAWN BY		REVISION No.	1	
		DATE DRAWN	11/24/2015	REVISION DATE	08/FEB/201	

w72



McNichols Steel Mesh  
IS A BOUGHT OUT ITEM

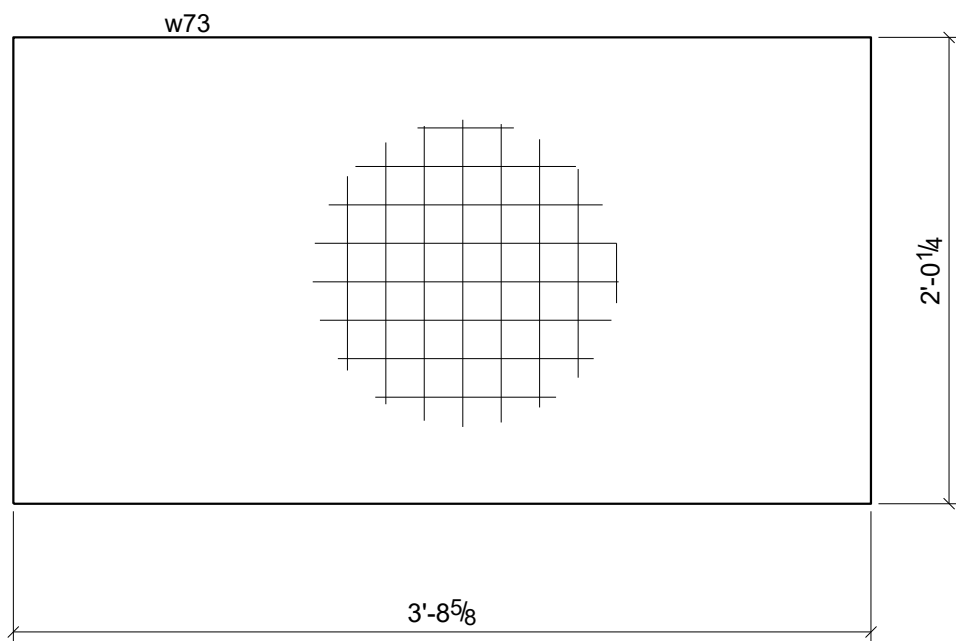
5	HR1
3	HR2
Qty.	In Assembly

w72	McNichols Steel Mesh	A36	8		2181	38
MARK	SIZE	GRADE	QTY.	LENGTH	AREA	WEIGHT
MATERIAL LIST FOR WORKSHOP					TOTALS	
					17447 <sup>2</sup>	307ft

DRAWING No.

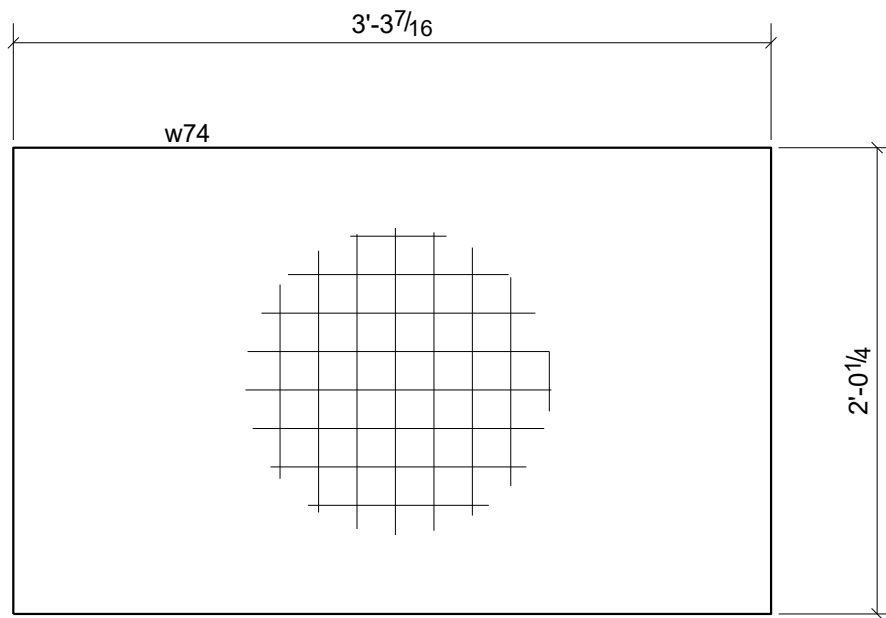
w72

JOB No.	BLVD	DESCRIPTION	PART DRAWIN
DRAWN BY		REVISION No.	
DATE DRAWN	11/24/2015	REVISION DATE	



McNichols Steel Mesh  
IS A BOUGHT OUT ITEM

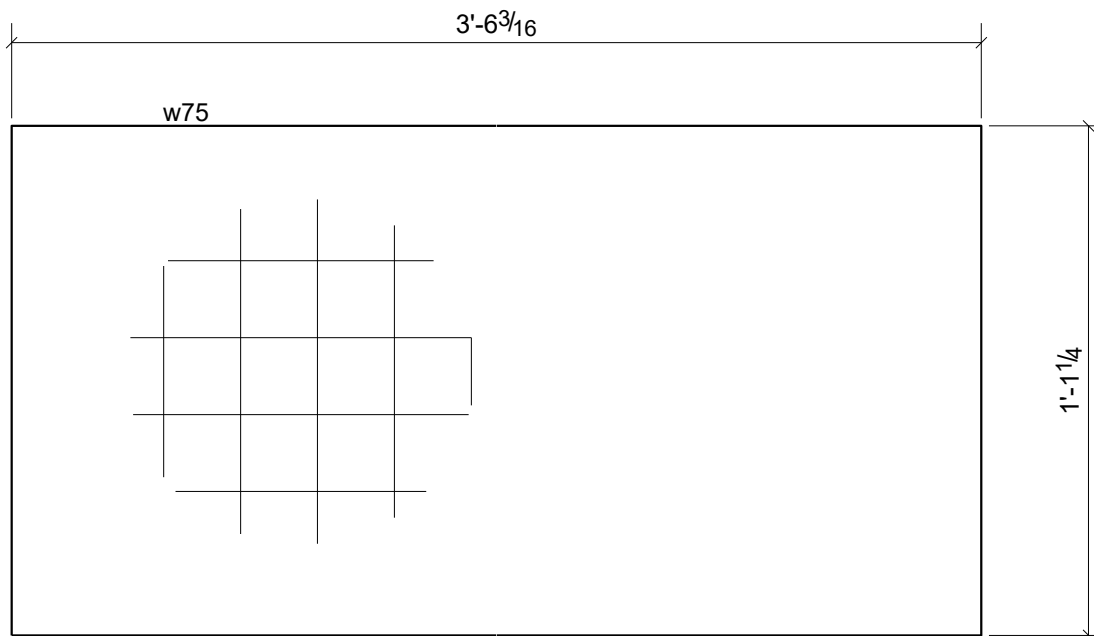
					1	HR2
					Qty.	In Assembly
w73	McNichols Steel Mesh	A36	1		2181	38
MARK	SIZE	GRADE	QTY.	LENGTH	AREA	WEIGHT
MATERIAL LIST FOR WORKSHOP					2181 <sup>2</sup>	38ft
					TOTALS	
Tekla structure			DRAWING No.		w73	
			JOB No.	BLVD	DESCRIPTION	PART DRAWIN
			DRAWN BY		REVISION No.	
			DATE DRAWN	11/24/2015	REVISION DATE	



McNichols Steel Mesh  
IS A BOUGHT OUT ITEM

					5	HR5
					Qty.	In Assembly
w74	McNichols Steel Mesh	A36	5		1927	34
MARK	SIZE	GRADE	QTY.	LENGTH	AREA	WEIGHT
MATERIAL LIST FOR WORKSHOP					9636 <sup>2</sup>	169ft
					TOTALS	
Tekla structure				DRAWING No.	w74	
				JOB No.	BLVD	DESCRIPTION
				DRAWN BY		REVISION No.
				DATE DRAWN	11/24/2015	REVISION DATE





McNichols Steel Mesh  
IS A BOUGHT OUT ITEM

4	HR13
5	HR14
Qty.	In Assembly

w75	McNichols Steel Mesh	A36	9		1133	20
MARK	SIZE	GRADE	QTY.	LENGTH	AREA	WEIGHT
MATERIAL LIST FOR WORKSHOP					TOTALS	10194 <sup>2</sup> 1700

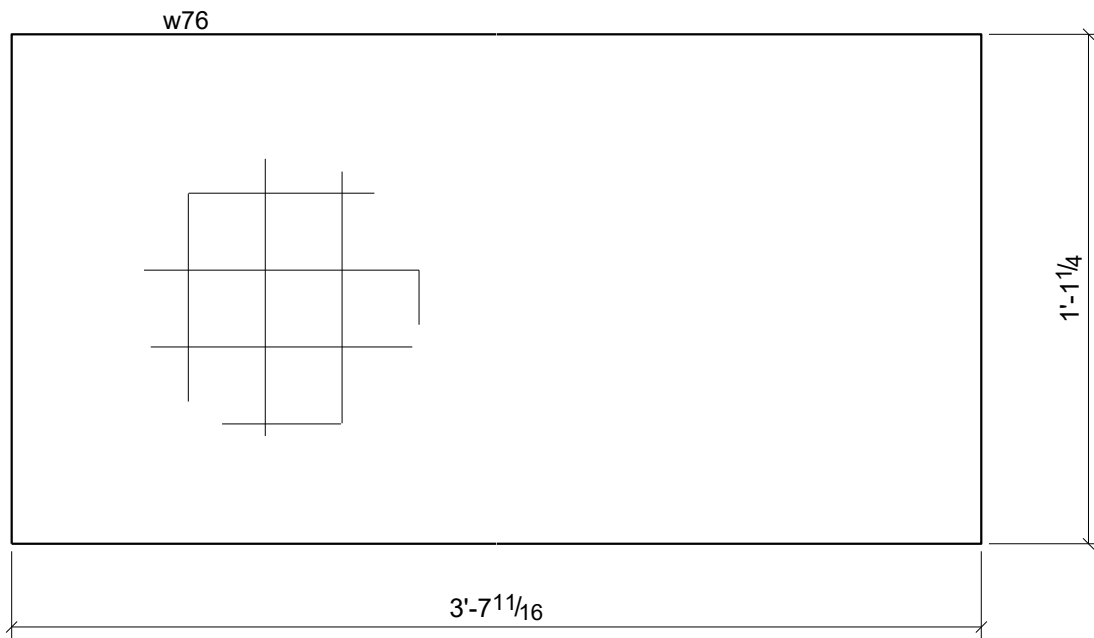
Tekla structure

.  
0  
0

DRAWING No.

w75

JOB No.	BLVD	DESCRIPTION	PART DRAWIN
DRAWN BY		REVISION No.	
DATE DRAWN	11/24/2015	REVISION DATE	



McNichols Steel Mesh  
IS A BOUGHT OUT ITEM

4	HR8
5	HR9
5	HR12
Qty.	In Assembly

w76	McNichols Steel Mesh	A36	14		1172	21
MARK	SIZE	GRADE	QTY.	LENGTH	AREA	WEIGHT
MATERIAL LIST FOR WORKSHOP					TOTALS	16403 <sup>2</sup> 287/ft

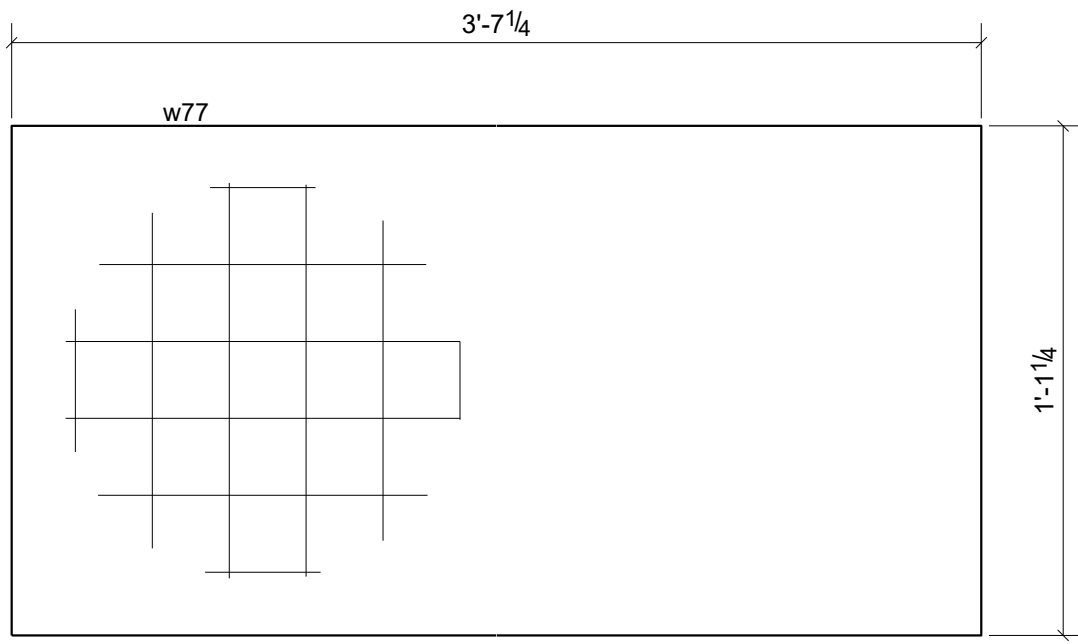
Tekla structure

.  
0  
0

DRAWING No.

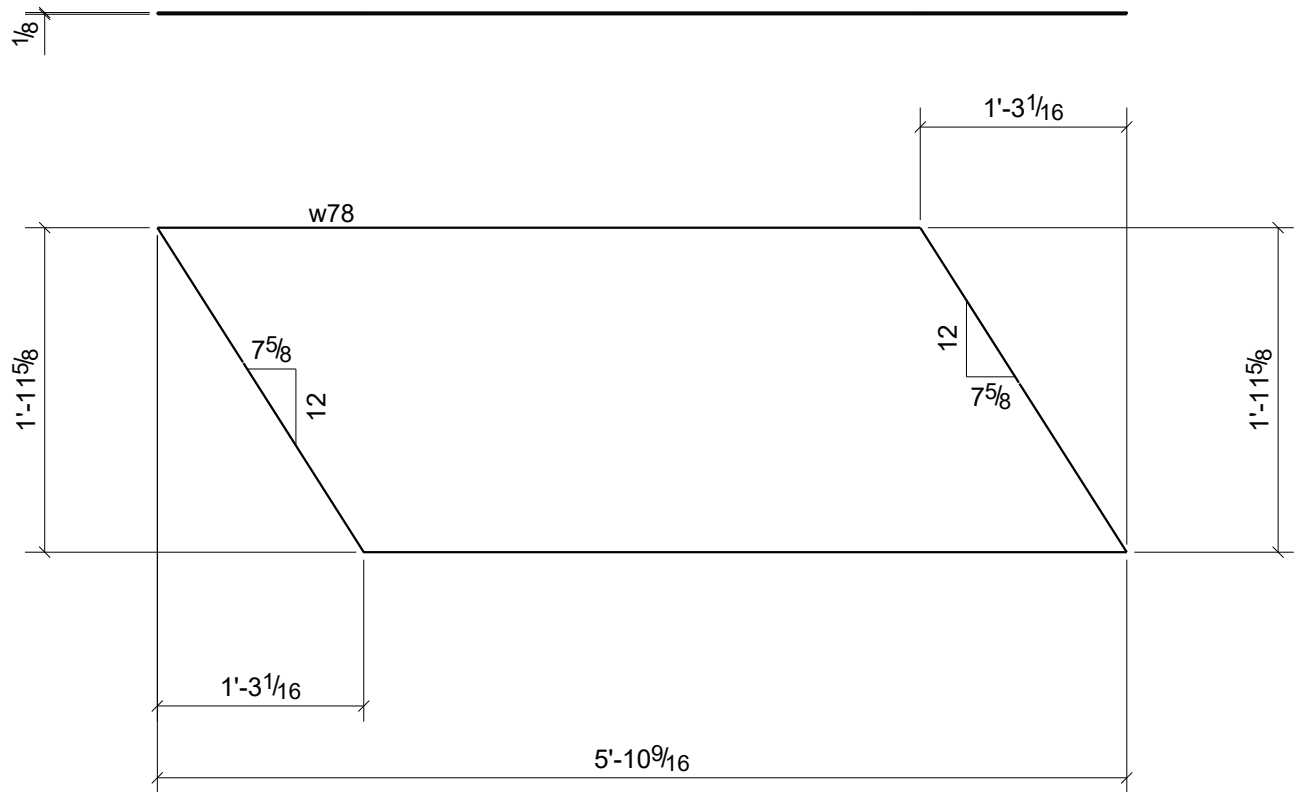
w76

JOB No.	BLVD	DESCRIPTION	PART DRAWIN
DRAWN BY		REVISION No.	
DATE DRAWN	11/24/2015	REVISION DATE	



McNichols Steel Mesh  
IS A BOUGHT OUT ITEM

						1	HR17
						Qty.	In Assembly
w77	McNichols Steel Mesh	A36	1		1160	20	
MARK	SIZE	GRADE	QTY.	LENGTH	AREA	WEIGHT	
MATERIAL LIST FOR WORKSHOP					TOTALS	1160 <sup>2</sup>	20ft
Tekla structure				DRAWING No.	w77		
				JOB No.	BLVD	DESCRIPTION	PART DRAWIN
				DRAWN BY		REVISION No.	
				DATE DRAWN	11/24/2015	REVISION DATE	

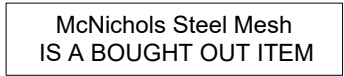


McNichols Steel Mesh  
IS A BOUGHT OUT ITEM

2	HR6
2	HR7
Qty.	In Assembly

w78	McNichols Steel Mesh	A36	4		2646	47
MARK	SIZE	GRADE	QTY.	LENGTH	AREA	WEIGHT
MATERIAL LIST FOR WORKSHOP					TOTALS	10583
						1860

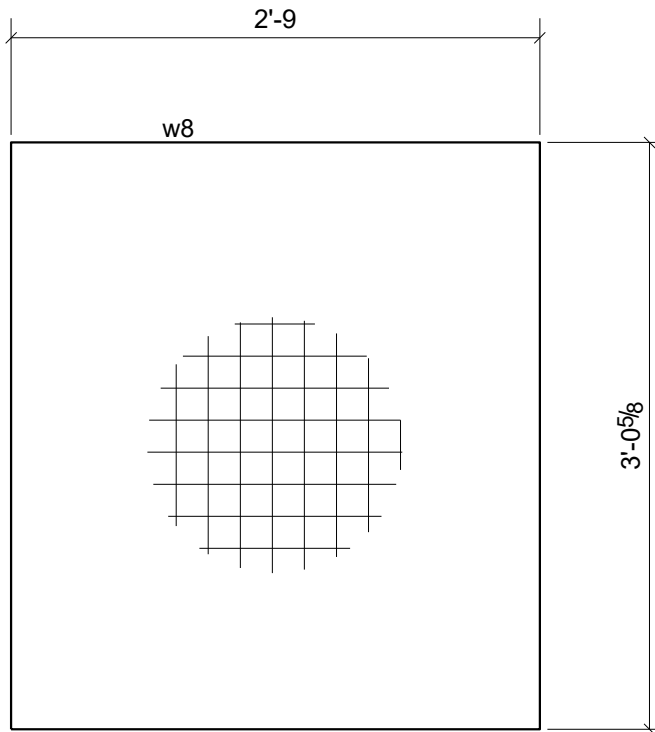
Tekla structure	DRAWING No.			w78		
	JOB No.			BLVD	DESCRIPTION	PART DRAWIN
	DRAWN BY				REVISION No.	1
	DATE DRAWN			11/24/2015	REVISION DATE	08/FEB/201



1	HR3
1	HR4
Qty.	In Assembly

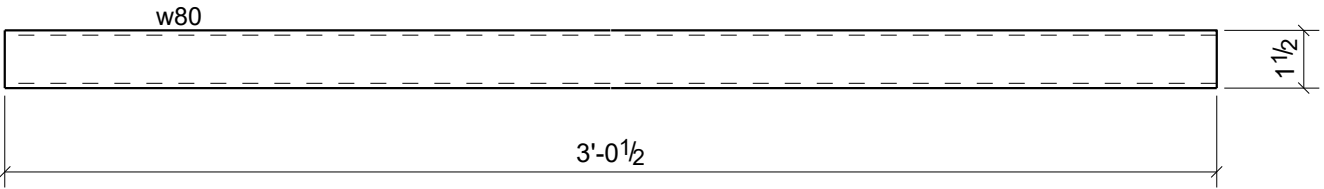
w79	McNichols Steel Mesh	A36	2		1971	35
MARK	SIZE	GRADE	QTY.	LENGTH	AREA	WEIGHT
MATERIAL LIST FOR WORKSHOP				TOTALS	3942'	69ft

Tekla structural 00	DRAWING No.	w79		
	JOB No.	BLVD	DESCRIPTION	PART DRAWN
	DRAWN BY		REVISION No.	1
	DATE DRAWN	11/24/2015	REVISION DATE	08/FEB/201



McNichols Steel Mesh  
IS A BOUGHT OUT ITEM

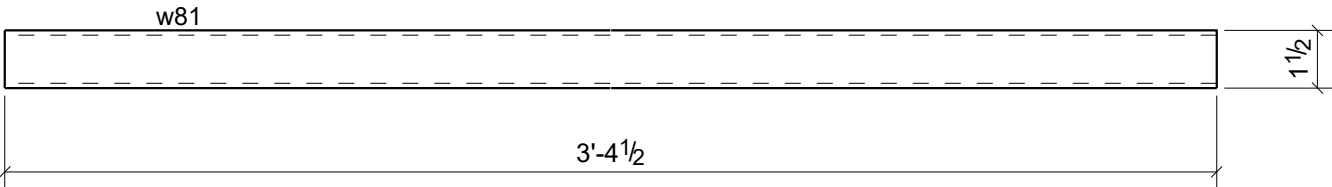
						1	GT1
						Qty.	In Assembly
w8	McNichols Steel Mesh	A36	1		2434	43	
MARK	SIZE	GRADE	QTY.	LENGTH	AREA	WEIGHT	
MATERIAL LIST FOR WORKSHOP					TOTALS	2434 <sup>2</sup>	43 <sup>ft</sup>
Tekla structure				DRAWING No.	w8		
				JOB No.	BLVD	DESCRIPTION	PART DRAWIN
				DRAWN BY		REVISION No.	
				DATE DRAWN	11/24/2015	REVISION DATE	



4	HR18
1	HR20
1	HR21
Qty.	In Assembly

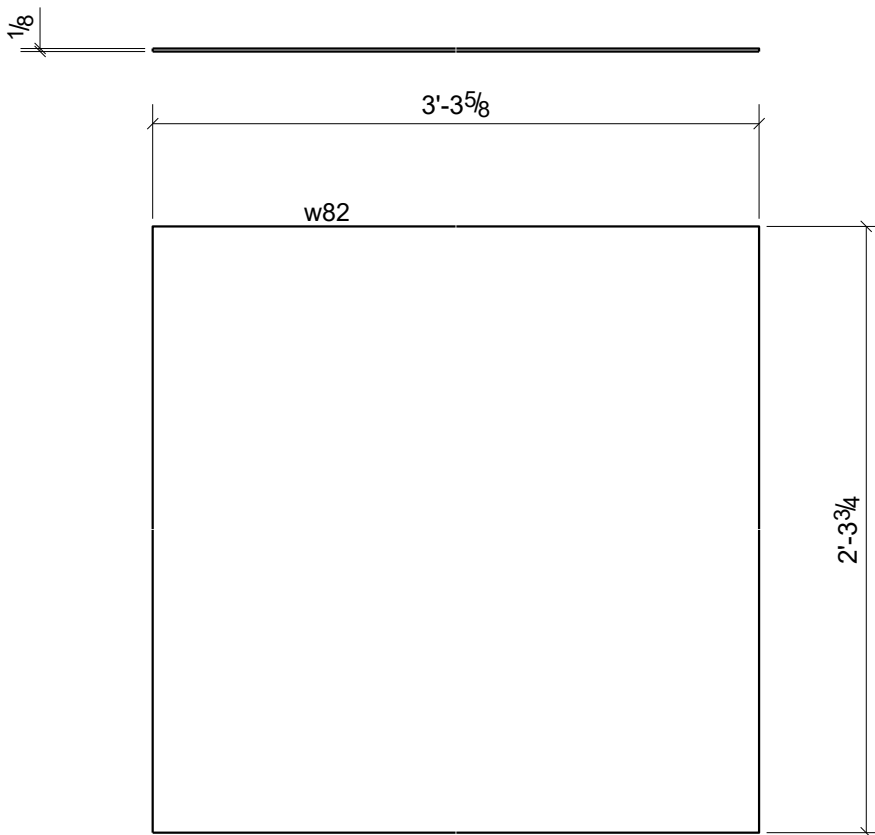
w80	HSS1-1/2X1-1/2X1/8	A500-GR.B	6	3'-0 1/2"	206	6
MARK	SIZE	GRADE	QTY.	LENGTH	AREA	WEIGHT
MATERIAL LIST FOR WORKSHOP					TOTALS	1235 <sup>2</sup> 38ft

Tekla structure	.	0	0	DRAWING No.		w80		
				JOB No.		BLVD	DESCRIPTION	PART DRAWIN
				DRAWN BY			REVISION No.	
				DATE DRAWN		11/24/2015	REVISION DATE	




						1	HR19
						Qty.	In Assembly
w81	HSS1-1/2X1-1/2X1/8	A500-GR.B	1	3'-4 1/2"	228	7	
MARK	SIZE	GRADE	QTY.	LENGTH	AREA	WEIGHT	
MATERIAL LIST FOR WORKSHOP					TOTALS	228 <sup>2</sup>	lb/ft
Tekla structure				DRAWING No.	w81		
				JOB No.	BLVD	DESCRIPTION	PART DRAWIN
				DRAWN BY		REVISION No.	
				DATE DRAWN	11/24/2015	REVISION DATE	





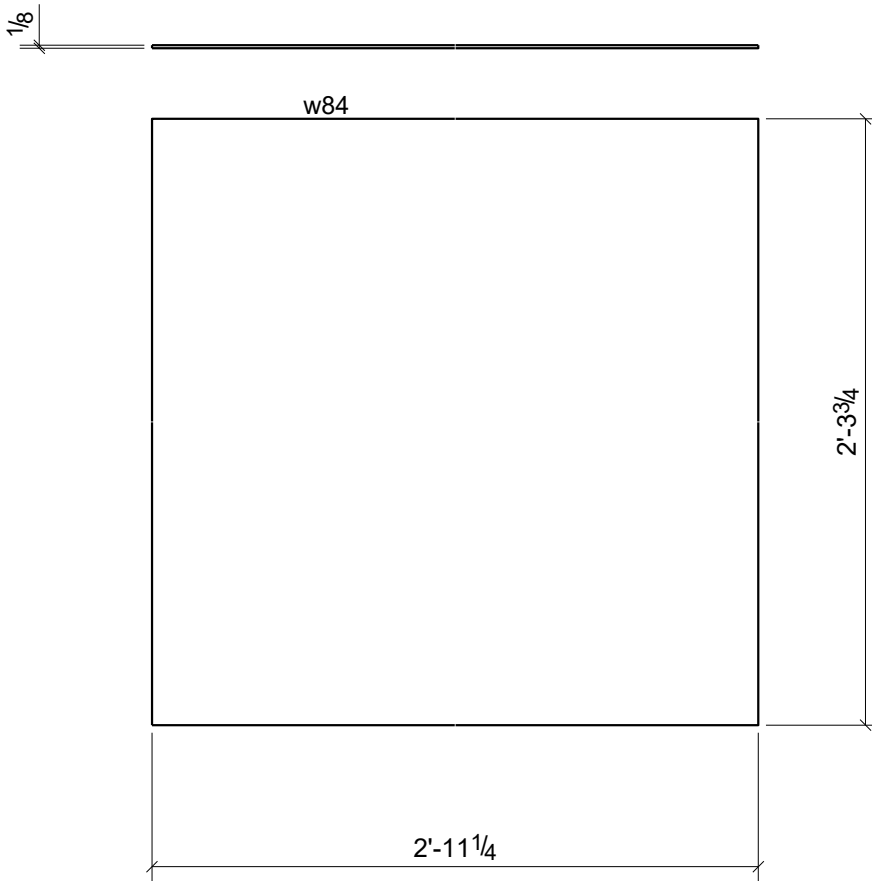
McNichols Steel Mesh  
IS A BOUGHT OUT ITEM

					1	HR7
					Qty.	In Assembly
w82	McNichols Steel Mesh	A36	1		2217	39
MARK	SIZE	GRADE	QTY.	LENGTH	AREA	WEIGHT
MATERIAL LIST FOR WORKSHOP					2217 <sup>2</sup>	39ft
Tekla structure			DRAWING No.		w82	
			JOB No.	BLVD	DESCRIPTION	PART DRAWIN
			DRAWN BY		REVISION No.	1
			DATE DRAWN	11/24/2015	REVISION DATE	08/FEB/201



McNichols Steel Mesh  
IS A BOUGHT OUT ITEM

					3	HR18
					Qty.	In Assembly
w83	McNichols Steel Mesh	A36	3		2643	47
MARK	SIZE	GRADE	QTY.	LENGTH	AREA	WEIGHT
MATERIAL LIST FOR WORKSHOP					7928 <sup>2</sup>	140 <sup>lb</sup>
Tekla structure				DRAWING No.	w83	
				JOB No.	BLVD	DESCRIPTION
				DRAWN BY		REVISION No.
				DATE DRAWN	11/24/2015	REVISION DATE

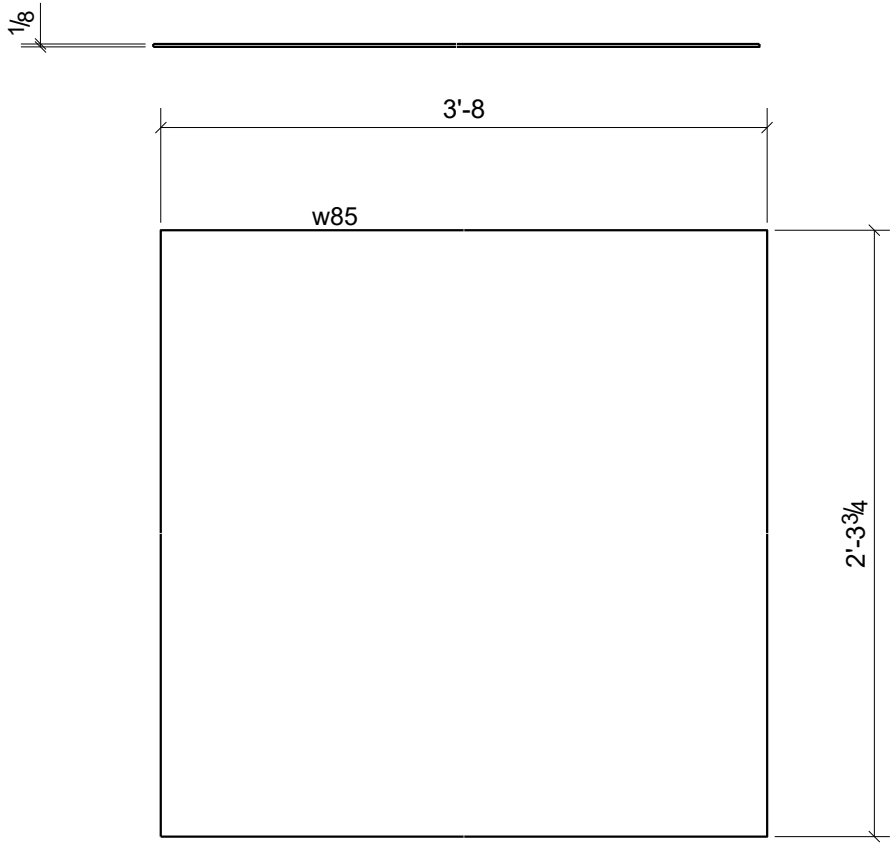


McNichols Steel Mesh  
IS A BOUGHT OUT ITEM

3	HR16
Qty.	In Assembly

w84	McNichols Steel Mesh	A36	3		1972	35
MARK	SIZE	GRADE	QTY.	LENGTH	AREA	WEIGHT
MATERIAL LIST FOR WORKSHOP					5916 <sup>2</sup>	104 <sup>ft</sup>

Tekla structure	.	DRAWING No.		w84		
		JOB No.	BLVD	DESCRIPTION	PART DRAWIN	
		DRAWN BY		REVISION No.	1	
		DATE DRAWN	11/24/2015	REVISION DATE	08/FEB/201	



McNichols Steel Mesh  
IS A BOUGHT OUT ITEM

						1	HR15
						Qty.	In Assembly
w85	McNichols Steel Mesh	A36	1		2460	43	
MARK	SIZE	GRADE	QTY.	LENGTH	AREA	WEIGHT	
MATERIAL LIST FOR WORKSHOP					TOTALS	2460 <sup>2</sup>	43ft
Tekla structure				DRAWING No.	w85		
				JOB No.	BLVD	DESCRIPTION	PART DRAWIN
				DRAWN BY		REVISION No.	1
				DATE DRAWN	11/24/2015	REVISION DATE	08/FEB/201

1/8

w88

2'-3 3/4

3'-11 1/4

McNichols Steel Mesh  
IS A BOUGHT OUT ITEM

1	HR18
Qty.	In Assembly

w88	McNichols Steel Mesh	A36	1		2643	47
MARK	SIZE	GRADE	QTY.	LENGTH	AREA	WEIGHT
MATERIAL LIST FOR WORKSHOP					TOTALS	2643 <sup>2</sup> 47/ft

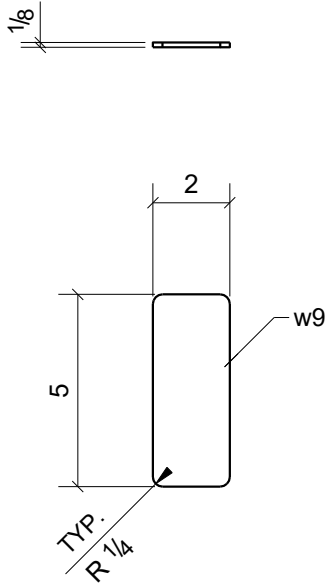
Tekla structure

.  
0  
0

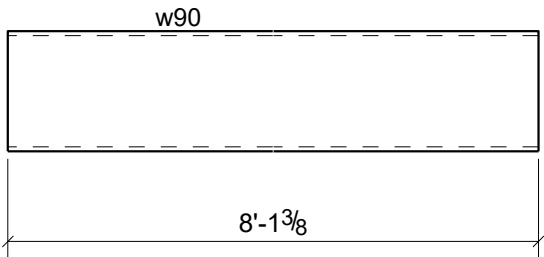
DRAWING No.

w88

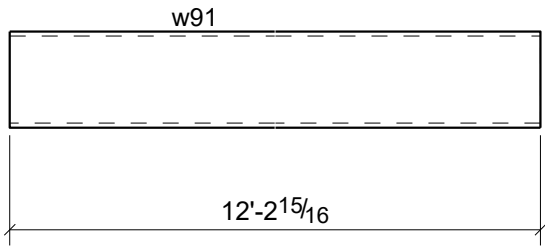
JOB No.	BLVD	DESCRIPTION	PART DRAWIN
DRAWN BY		REVISION No.	
DATE DRAWN	02/02/2016	REVISION DATE	



						1	C11
						Qty.	In Assembly
w9	FL1/8"X2"	A36	1	0'-5"	22	0	
MARK	SIZE	GRADE	QTY.	LENGTH	AREA	WEIGHT	
MATERIAL LIST FOR WORKSHOP					TOTALS	22'	150ft
Tekla structure				DRAWING No.	w9		
				JOB No.	BLVD	DESCRIPTION	PART DRAWIN
				DRAWN BY		REVISION No.	
				DATE DRAWN	11/24/2015	REVISION DATE	

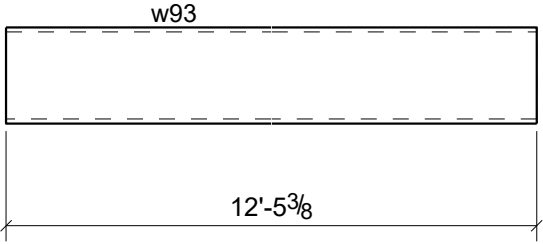


						1	SC16
						Qty.	In Assembly
w90	HSS5X5X3/16	A500-GR.B	1	8'-1 3/8"	1893	91	
MARK	SIZE	GRADE	QTY.	LENGTH	AREA	WEIGHT	
MATERIAL LIST FOR WORKSHOP					TOTALS	1893 <sup>2</sup>	91 <sup>1</sup> ft
Tekla structure				DRAWING No.	w90		
				JOB No.	BLVD	DESCRIPTION	PART DRAWIN
				DRAWN BY		REVISION No.	
				DATE DRAWN	02/09/2016	REVISION DATE	

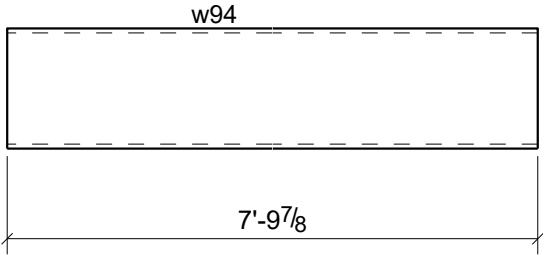


						1	SC14
						Qty.	In Assembly
w91	HSS4X4X3/16	A500-GR.B	1	12'-2 15/16"	2257	108	
MARK	SIZE	GRADE	QTY.	LENGTH	AREA	WEIGHT	
MATERIAL LIST FOR WORKSHOP					TOTALS	2257 <sup>2</sup>	108 <sup>ft</sup>
Tekla structure				DRAWING No.	w91		
				JOB No.	BLVD	DESCRIPTION	PART DRAWIN
				DRAWN BY		REVISION No.	
				DATE DRAWN	02/09/2016	REVISION DATE	






						1	SC14
						Qty.	In Assembly
w93	HSS4X4X3/16	A500-GR.B	1	12'-5 3/8"	2295	109	
MARK	SIZE	GRADE	QTY.	LENGTH	AREA	WEIGHT	
MATERIAL LIST FOR WORKSHOP					TOTALS	2295	109
Tekla structure			DRAWING No.		w93		
			JOB No.		BLVD	DESCRIPTION	PART DRAWIN
			DRAWN BY			REVISION No.	
			DATE DRAWN		03/28/2016	REVISION DATE	




						1	SC16
						Qty.	In Assembly
w94	HSS5X5X3/16	A500-GR.B	1	7'-9 7/8"	1825	87	
MARK	SIZE	GRADE	QTY.	LENGTH	AREA	WEIGHT	
MATERIAL LIST FOR WORKSHOP					TOTALS	1825 <sup>2</sup>	87/ft
Tekla structure				DRAWING No.	w94		
				JOB No.	BLVD	DESCRIPTION	PART DRAWIN
				DRAWN BY		REVISION No.	
				DATE DRAWN	03/28/2016	REVISION DATE	




McNichols Steel Mesh  
IS A BOUGHT OUT ITEM

						2	HR21
						Qty.	In Assembly
w95	McNichols Steel Mesh	A36	2		2477	44	
MARK	SIZE	GRADE	QTY.	LENGTH	AREA	WEIGHT	
MATERIAL LIST FOR WORKSHOP					TOTALS	4955 <sup>2</sup>	87ft
Tekla structure				DRAWING No.	w95		
				JOB No.	BLVD	DESCRIPTION	PART DRAWIN
				DRAWN BY		REVISION No.	
				DATE DRAWN	02/02/2016	REVISION DATE	




McNichols Steel Mesh  
IS A BOUGHT OUT ITEM

						2	HR20
						Qty.	In Assembly
w96	McNichols Steel Mesh	A36	2		2983	53	
MARK	SIZE	GRADE	QTY.	LENGTH	AREA	WEIGHT	
MATERIAL LIST FOR WORKSHOP					TOTALS	5965 <sup>2</sup>	105 <sup>ft</sup>
Tekla structure				DRAWING No.	w96		
				JOB No.	BLVD	DESCRIPTION	PART DRAWIN
				DRAWN BY		REVISION No.	
				DATE DRAWN	02/02/2016	REVISION DATE	



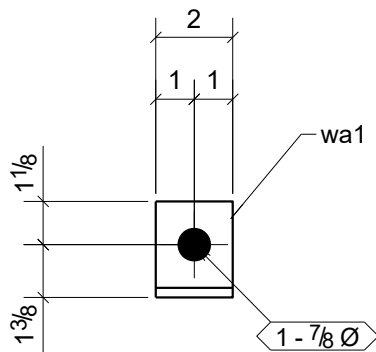
McNichols Steel Mesh  
IS A BOUGHT OUT ITEM

					1	HR19
					Qty.	In Assembly
w97	McNichols Steel Mesh	A36	1		2523	44
MARK	SIZE	GRADE	QTY.	LENGTH	AREA	WEIGHT
MATERIAL LIST FOR WORKSHOP					2523 <sup>2</sup>	44ft
Tekla structure			DRAWING No.		w97	
			JOB No.	BLVD	DESCRIPTION	PART DRAWIN
			DRAWN BY		REVISION No.	
			DATE DRAWN	02/02/2016	REVISION DATE	

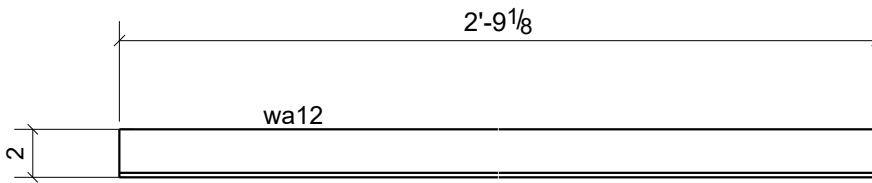


McNichols Steel Mesh  
IS A BOUGHT OUT ITEM

						1	HR19
						Qty.	In Assembly
w98	McNichols Steel Mesh	A36	1		1693	30	
MARK	SIZE	GRADE	QTY.	LENGTH	AREA	WEIGHT	
MATERIAL LIST FOR WORKSHOP					TOTALS	1693 <sup>2</sup>	30ft
Tekla structure				DRAWING No.	w98		
				JOB No.	BLVD	DESCRIPTION	PART DRAWIN
				DRAWN BY		REVISION No.	
				DATE DRAWN	02/02/2016	REVISION DATE	

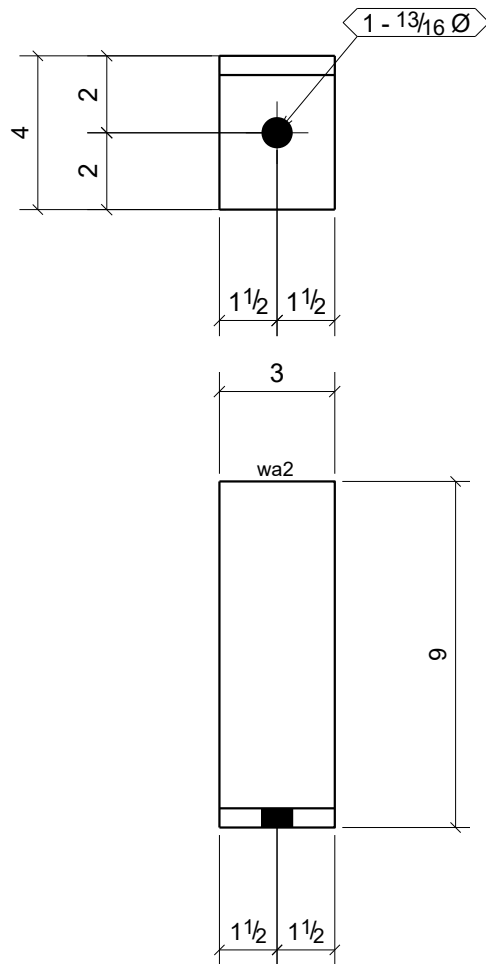


						2	LD1
						Qty.	In Assembly
wa1	L2-1/2X2-1/2X1/4	A36	2	0'-2"	22	1	
MARK	SIZE	GRADE	QTY.	LENGTH	AREA	WEIGHT	
MATERIAL LIST FOR WORKSHOP					TOTALS	45 <sup>2</sup>	151/ft
Tekla structure	.		DRAWING No.		wa1		
			JOB No.		BLVD	DESCRIPTION	PART DRAWIN
			DRAWN BY			REVISION No.	
			DATE DRAWN		11/24/2015	REVISION DATE	



						2	ST1
						Qty.	In Assembly
wa12	L2X2X3/16	A36	2	2'-9 1/8"	267	7	
MARK	SIZE	GRADE	QTY.	LENGTH	AREA	WEIGHT	
MATERIAL LIST FOR WORKSHOP					TOTALS	533 <sup>2</sup>	150ft
Tekla structure				DRAWING No.	wa12		
				JOB No.	BLVD	DESCRIPTION	PART DRAWIN
				DRAWN BY		REVISION No.	1
				DATE DRAWN	01/27/2016	REVISION DATE	08/FEB/201

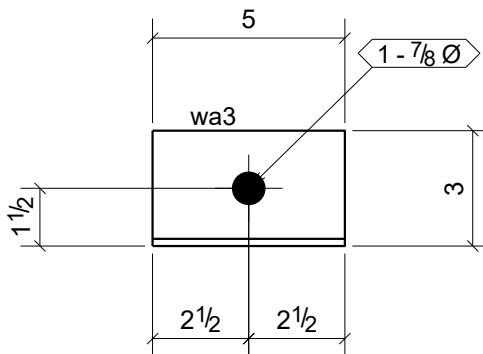




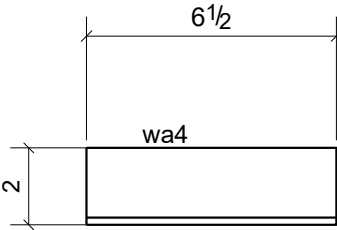
2	LD1
Qty.	In Assembly

wa2	L9X4X1/2	A36	2	0'-3"	91	5
MARK	SIZE	GRADE	QTY.	LENGTH	AREA	WEIGHT
MATERIAL LIST FOR WORKSHOP					TOTALS	181 <sup>2</sup>
						11/ft

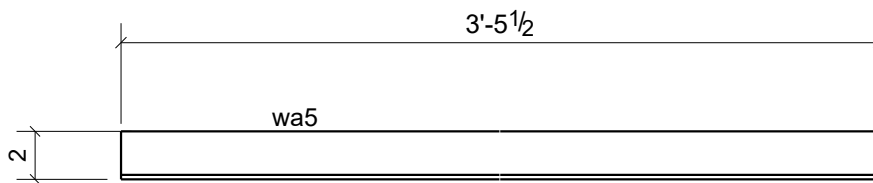
Tekla structure	.	0	0	DRAWING No. wa2		
				JOB No.	BLVD	DESCRIPTION
				DRAWN BY		REVISION No.
				DATE DRAWN	11/24/2015	REVISION DATE



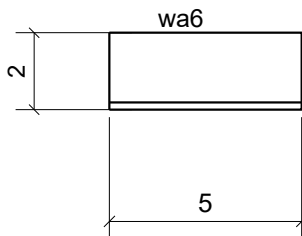
					2	ST2
					Qty.	In Assembly
wa3	L3X3X3/16	A36	2	0'-5"	62	2
MARK	SIZE	GRADE	QTY.	LENGTH	AREA	WEIGHT
MATERIAL LIST FOR WORKSHOP					124'	150ft
			TOTALS			
Tekla structure			DRAWING No.	wa3		
			JOB No.	BLVD	DESCRIPTION	PART DRAWIN
			DRAWN BY		REVISION No.	1
			DATE DRAWN	11/24/2015	REVISION DATE	08/FEB/201



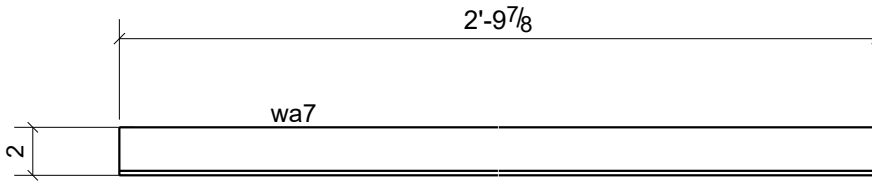
						2	ST2
						Qty.	In Assembly
wa4	L2X2X3/16	A36	2	0'-6 1/2"	53	1	
MARK	SIZE	GRADE	QTY.	LENGTH	AREA	WEIGHT	
MATERIAL LIST FOR WORKSHOP					TOTALS	107 <sup>2</sup>	150 ft
Tekla structure				DRAWING No.	wa4		
				JOB No.	BLVD	DESCRIPTION	PART DRAWIN
				DRAWN BY		REVISION No.	1
				DATE DRAWN	11/24/2015	REVISION DATE	08/FEB/201



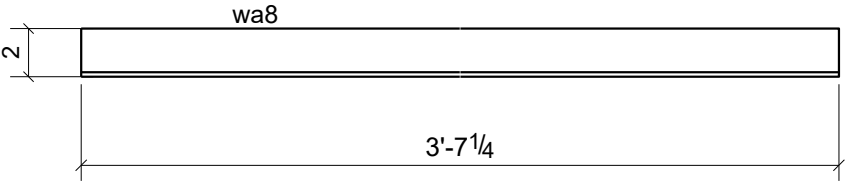
						1	ST1
						Qty.	In Assembly
wa5	L2X2X3/16	A36	1	3'-5 1/2"	333	8	
MARK	SIZE	GRADE	QTY.	LENGTH	AREA	WEIGHT	
MATERIAL LIST FOR WORKSHOP					TOTALS	333 <sup>2</sup>	118 ft
Tekla structure				DRAWING No.	wa5		
				JOB No.	BLVD	DESCRIPTION	PART DRAWIN
				DRAWN BY		REVISION No.	1
				DATE DRAWN	11/24/2015	REVISION DATE	08/FEB/201



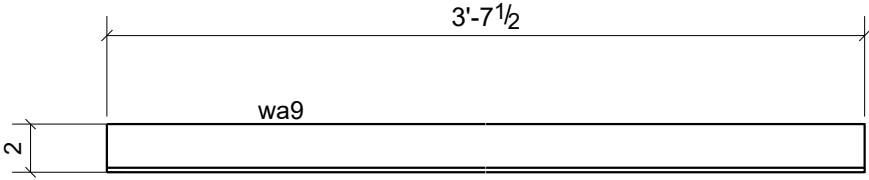
						2	ST1
						Qty.	In Assembly
wa6	L2X2X3/16	A36	2	0'-5"	41	1	
MARK	SIZE	GRADE	QTY.	LENGTH	AREA	WEIGHT	
MATERIAL LIST FOR WORKSHOP					TOTALS	83 <sup>2</sup>	112ft
Tekla structure	.			DRAWING No.		wa6	
				JOB No.	BLVD	DESCRIPTION	PART DRAWIN
				DRAWN BY		REVISION No.	1
				DATE DRAWN	11/24/2015	REVISION DATE	08/FEB/201



						4	ST1
						Qty.	In Assembly
wa7	L2X2X3/16	A36	4	2'-9 7/8"	273	7	
MARK	SIZE	GRADE	QTY.	LENGTH	AREA	WEIGHT	
MATERIAL LIST FOR WORKSHOP					TOTALS	1091 <sup>2</sup>	27ft
Tekla structure	.			DRAWING No.	wa7		
				JOB No.	BLVD	DESCRIPTION	PART DRAWIN
				DRAWN BY		REVISION No.	1
				DATE DRAWN	11/24/2015	REVISION DATE	08/FEB/201



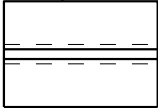
						1	ST2
						Qty.	In Assembly
wa8	L2X2X3/16	A36	1	3'-7 1/4"	347	9	
MARK	SIZE	GRADE	QTY.	LENGTH	AREA	WEIGHT	
MATERIAL LIST FOR WORKSHOP					TOTALS	347 <sup>2</sup>	159ft
Tekla structure	.			DRAWING No.	wa8		
				JOB No.	BLVD	DESCRIPTION	PART DRAWIN
				DRAWN BY		REVISION No.	1
				DATE DRAWN	11/24/2015	REVISION DATE	08/FEB/201



						1	ST2
						Qty.	In Assembly
wa9	L2X2X3/16	A36	1	3'-7 1/2"	349	9	
MARK	SIZE	GRADE	QTY.	LENGTH	AREA	WEIGHT	
MATERIAL LIST FOR WORKSHOP					TOTALS	349 <sup>2</sup>	119ft
Tekla structure				DRAWING No.	wa9		
				JOB No.	BLVD	DESCRIPTION	PART DRAWIN
				DRAWN BY		REVISION No.	1
				DATE DRAWN	11/24/2015	REVISION DATE	08/FEB/201

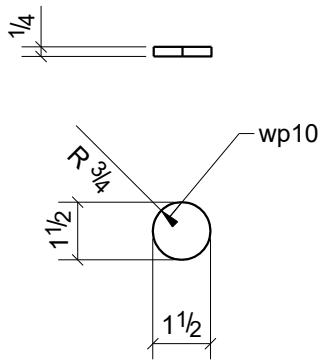


wp1



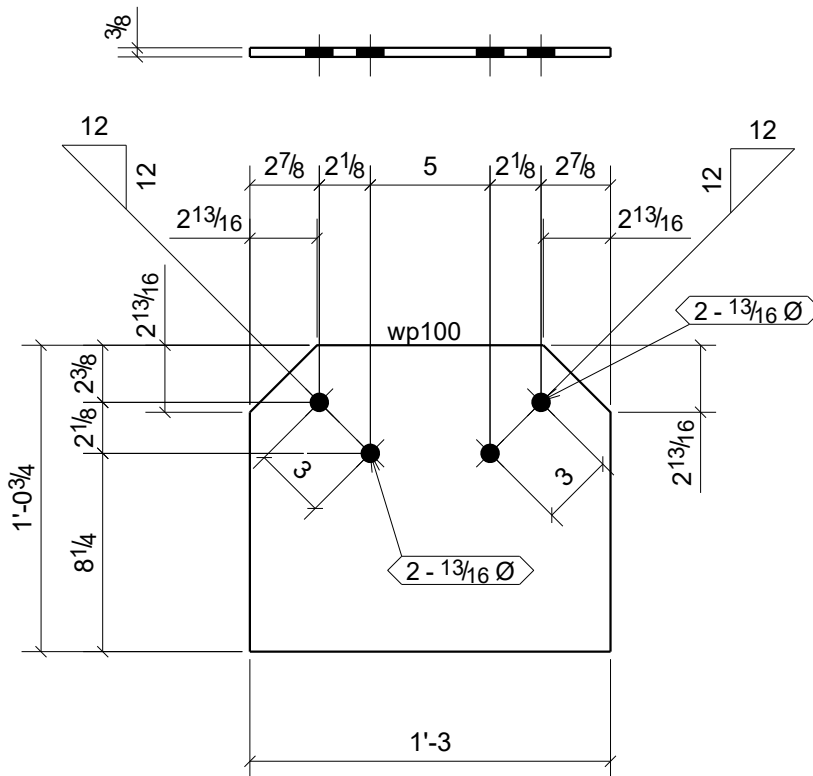
SELF CLOSING HINGE  
IS A BOUGHT OUT ITEM

					2	GT1
					Qty.	In Assembly
wp1	SELF CLOSING HINGE	A36	2		32	1
MARK	SIZE	GRADE	QTY.	LENGTH	AREA	WEIGHT
MATERIAL LIST FOR WORKSHOP					TOTALS	
					63 <sup>2</sup>	12ft
Tekla structure			DRAWING No.		wp1	
			JOB No.		BLVD	PART DRAWIN
			DRAWN BY		REVISION No.	
			DATE DRAWN		11/24/2015	REVISION DATE



1	HR3
1	HR4
1	HR6
2	HR7
Qty.	In Assembly

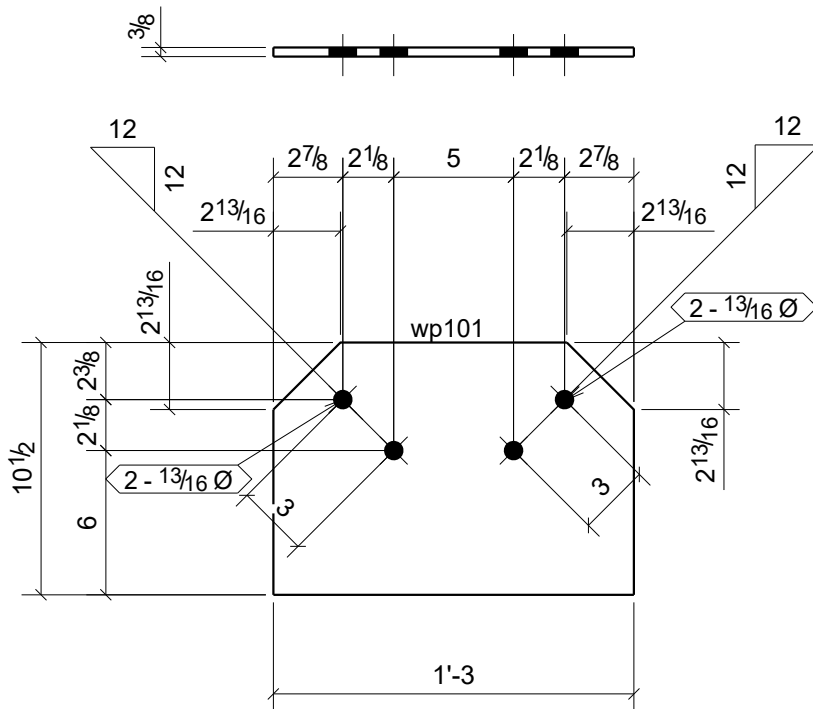
wp10	FL1/4"X1 1/2"	A36	5	0'-1 1/2"	5	0
MARK	SIZE	GRADE	QTY.	LENGTH	AREA	WEIGHT
MATERIAL LIST FOR WORKSHOP					23'	15/ft
Tekla structure			DRAWING No. wp10			
			JOB No.	BLVD	DESCRIPTION	PART DRAWIN
			DRAWN BY		REVISION No.	1
			DATE DRAWN	11/24/2015	REVISION DATE	08/FEB/201



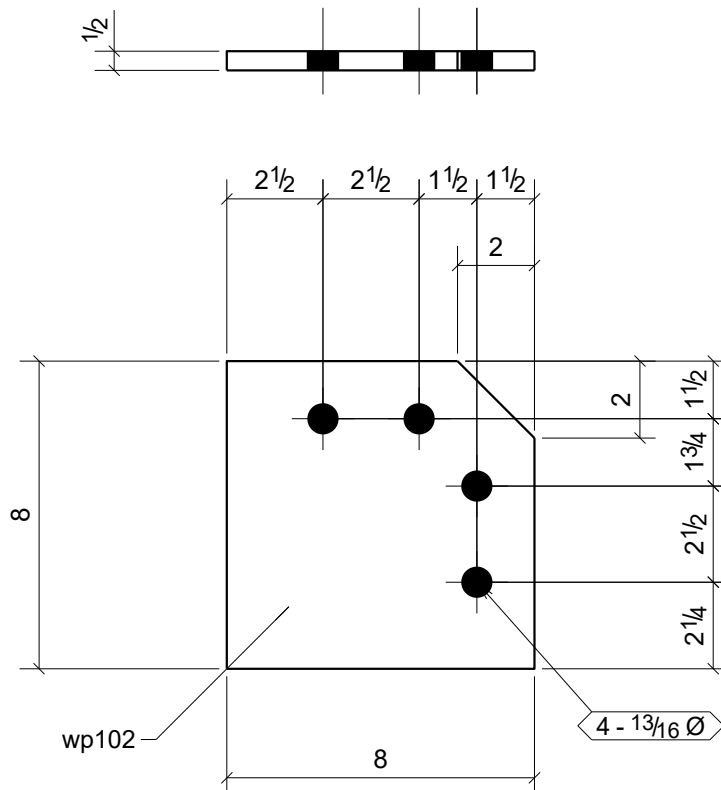
1	ST1
1	ST2
Qty.	In Assembly

wp100	PL3/8"X12 3/4"	A36	2	1'-3"	387	20
MARK	SIZE	GRADE	QTY.	LENGTH	AREA	WEIGHT
MATERIAL LIST FOR WORKSHOP					TOTALS	77.32

Tekla structure	.	DRAWING No.		wp100		
		JOB No.	BLVD	DESCRIPTION	PART DRAWIN	
		DRAWN BY		REVISION No.	1	
		DATE DRAWN	02/08/2016	REVISION DATE	08/FEB/201	

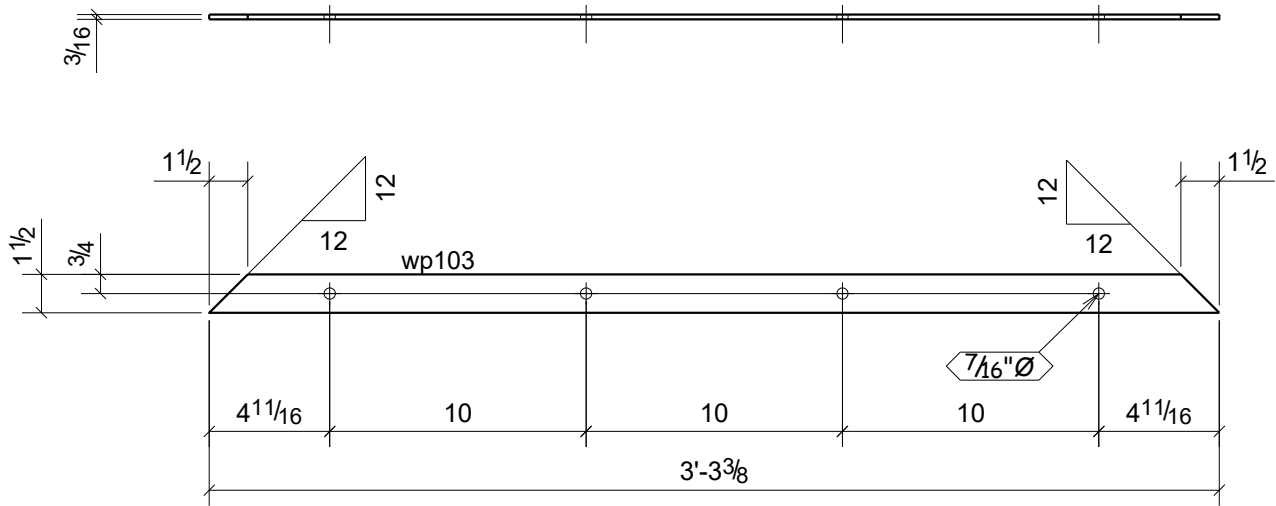


						1	ST2
						Qty.	In Assembly
wp101	FL3/8"X10 1/2"	A36	1	1'-3"	317	16	
MARK	SIZE	GRADE	QTY.	LENGTH	AREA	WEIGHT	
MATERIAL LIST FOR WORKSHOP					TOTALS	317 <sup>2</sup>	16ft
Tekla structure			DRAWING No.		wp101		
			JOB No.	BLVD	DESCRIPTION	PART DRAWIN	
			DRAWN BY		REVISION No.	1	
			DATE DRAWN	02/08/2016	REVISION DATE	08/FEB/201	

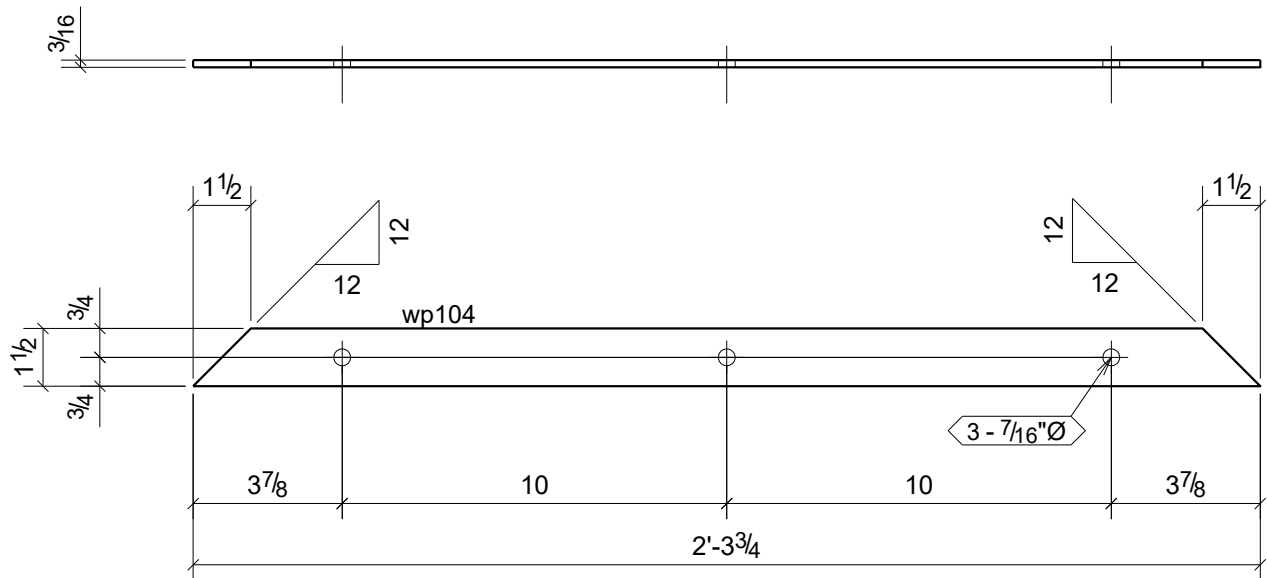


1	C5
Qty.	In Assembly
139	9
139 <sup>2</sup>	119ft

wp102	FL1/2"X8"	A36	1	0'-8"	139	9
MARK	SIZE	GRADE	QTY.	LENGTH	AREA	WEIGHT
MATERIAL LIST FOR WORKSHOP					TOTALS	
					139 <sup>2</sup>	119ft
Tekla structure			DRAWING No. wp102			
			JOB No.	BLVD	DESCRIPTION	PART DRAWIN
			DRAWN BY		REVISION No.	1
			DATE DRAWN	01/03/2016	REVISION DATE	08/FEB/201



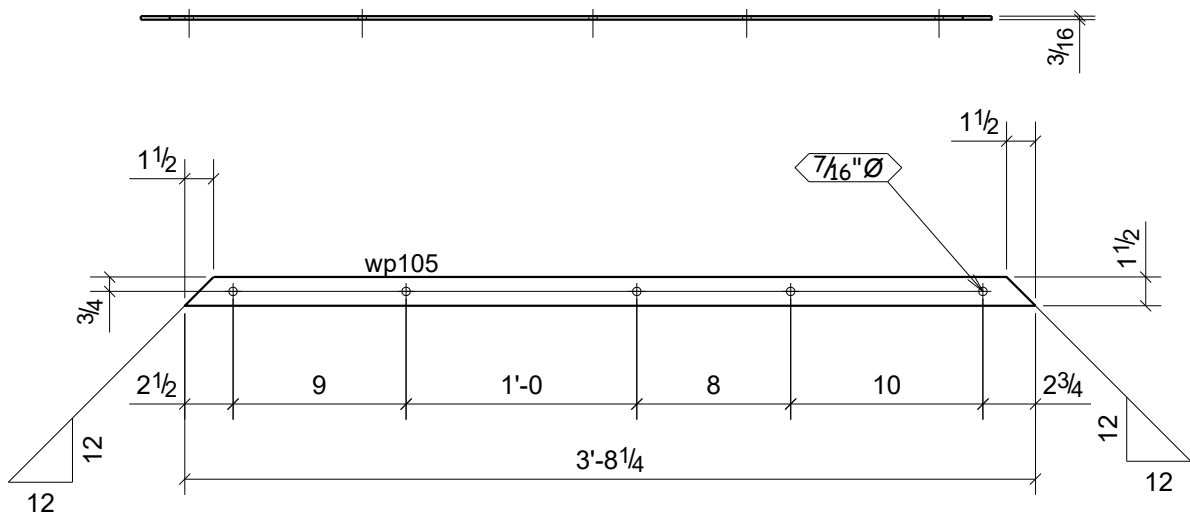
						20	HR5
						Qty.	In Assembly
wp103	FL3/16"X1 1/2"	A36	20	3'-3 3/8"	129	3	
MARK	SIZE	GRADE	QTY.	LENGTH	AREA	WEIGHT	
MATERIAL LIST FOR WORKSHOP					TOTALS	257.4 <sup>2</sup>	660lb
Tekla structure				DRAWING No.	wp103		
				JOB No.	BLVD	DESCRIPTION	PART DRAWIN
				DRAWN BY		REVISION No.	
				DATE DRAWN	02/02/2016	REVISION DATE	



2	HR3
4	HR4
4	HR15
12	HR16
20	HR18
8	HR19
8	HR20
8	HR21
Qty.	In Assembly

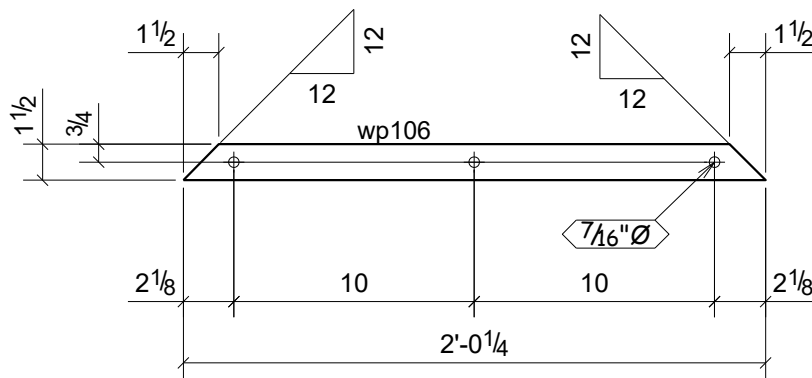
wp104	FL3/16"X1 1/2"	A36	66	2'-3 3/4"	89	2
MARK	SIZE	GRADE	QTY.	LENGTH	AREA	WEIGHT
MATERIAL LIST FOR WORKSHOP					5900'	1380
TOTALS					5900'	1380

Tekla structure	DRAWING No. wp104					
	JOB No.		BLVD	DESCRIPTION	PART DRAWIN	
	DRAWN BY			REVISION No.	1	
	DATE DRAWN		02/02/2016	REVISION DATE	08/FEB/201	



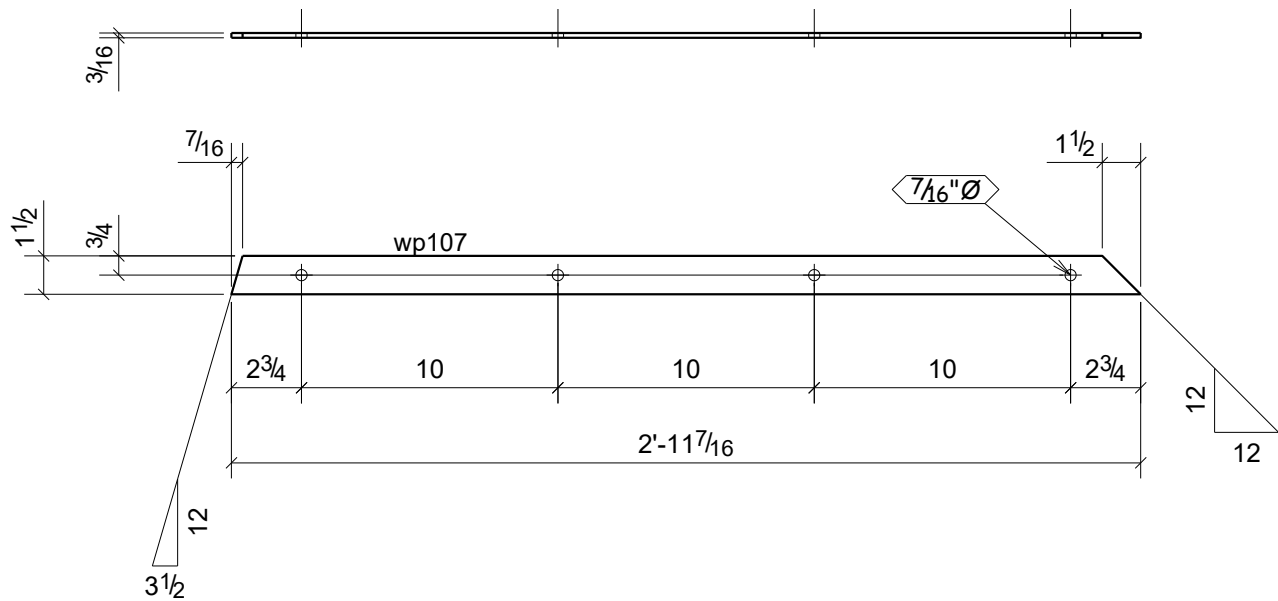
						2	HR4
						Qty.	In Assembly
wp105	FL3/16"X1 1/2"	A36	2	3'-8 1/4"	145	3	
MARK	SIZE	GRADE	QTY.	LENGTH	AREA	WEIGHT	
MATERIAL LIST FOR WORKSHOP					TOTALS	290 <sup>2</sup>	lb/ft
Tekla structure			DRAWING No.		wp105		
			JOB No.	BLVD	DESCRIPTION	PART DRAWIN	
			DRAWN BY		REVISION No.	1	
			DATE DRAWN	02/02/2016	REVISION DATE	08/FEB/201	



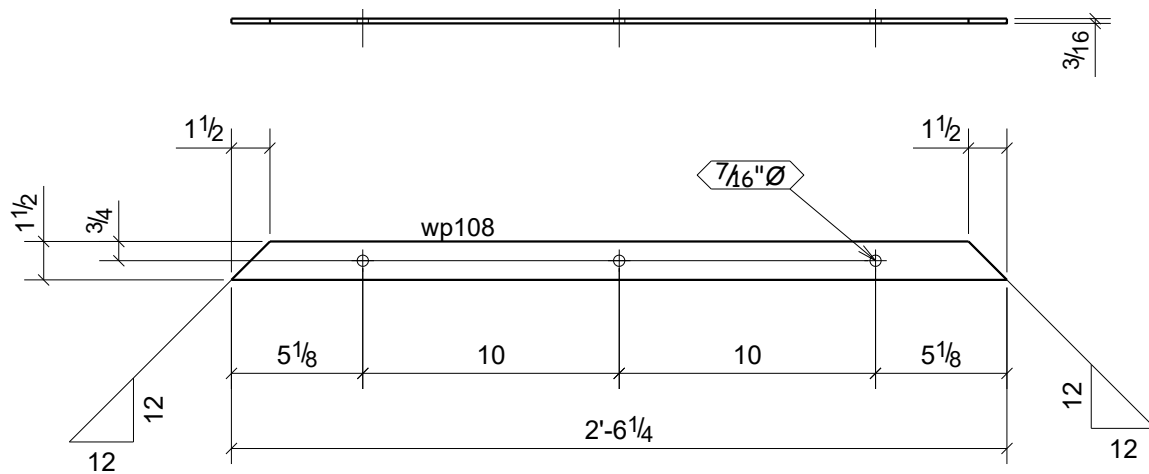


20	HR1
16	HR2
20	HR5
Qty.	In Assembly

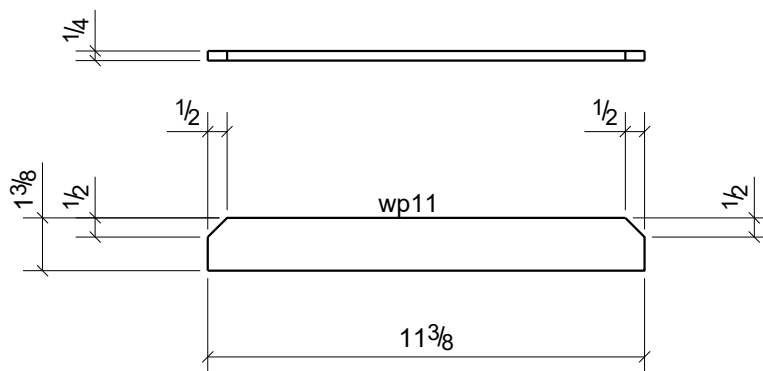
wp106	FL3/16"X1 1/2"	A36	56	2'-0 1/4"	78	2
MARK	SIZE	GRADE	QTY.	LENGTH	AREA	WEIGHT
MATERIAL LIST FOR WORKSHOP					TOTALS	4342 <sup>2</sup> 102ft
Tekla structure			DRAWING No. wp106			
			JOB No.	BLVD	DESCRIPTION	PART DRAWIN
			DRAWN BY		REVISION No.	
			DATE DRAWN	02/02/2016	REVISION DATE	



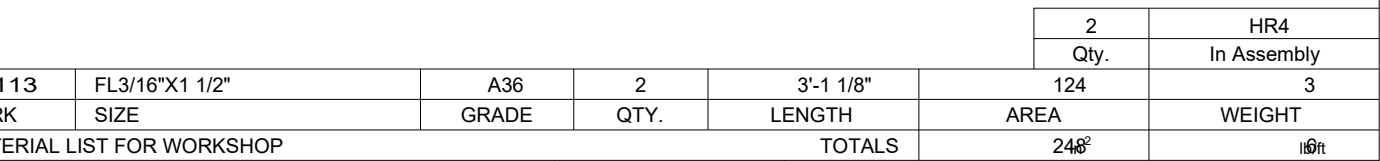
					2	HR4
					Qty.	In Assembly
wp107	FL3/16"X1 1/2"	A36	2	2'-11 7/16"	117	3
MARK	SIZE	GRADE	QTY.	LENGTH	AREA	WEIGHT
MATERIAL LIST FOR WORKSHOP					TOTALS	234 <sup>lb</sup>
Tekla structure			DRAWING No.		wp107	
			JOB No.	BLVD	DESCRIPTION	PART DRAWIN
			DRAWN BY		REVISION No.	1
			DATE DRAWN	01/03/2016	REVISION DATE	08/FEB/201



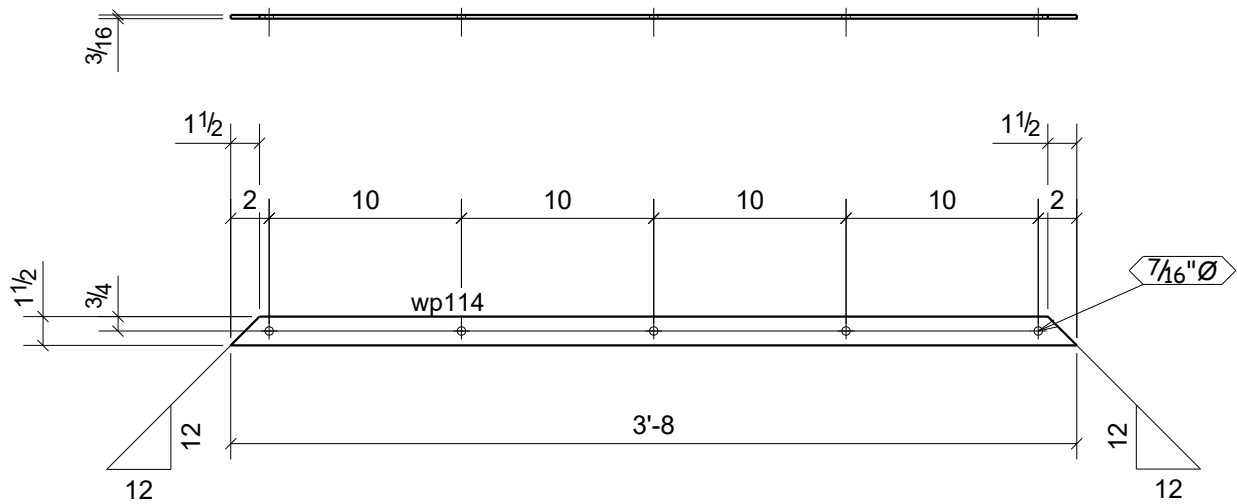
						4	HR19
						Qty.	In Assembly
wp108	FL3/16"X1 1/2"	A36	4	2'-6 1/4"	98	2	
MARK	SIZE	GRADE	QTY.	LENGTH	AREA	WEIGHT	
MATERIAL LIST FOR WORKSHOP					TOTALS	391 <sup>2</sup>	159ft
Tekla structure			DRAWING No.		wp108		
			JOB No.	BLVD	DESCRIPTION	PART DRAWIN	
			DRAWN BY		REVISION No.		
			DATE DRAWN	02/02/2016	REVISION DATE		



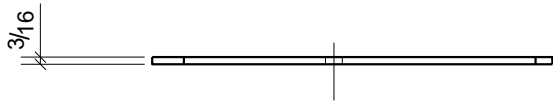
						2	ST1
						Qty.	In Assembly
wp11	PL1/4"X1 3/8"	A36	2	0'-11 3/8"	37	1	
MARK	SIZE	GRADE	QTY.	LENGTH	AREA	WEIGHT	
MATERIAL LIST FOR WORKSHOP					TOTALS	742	112ft
Tekla structure				DRAWING No.	wp11		
				JOB No.	BLVD	DESCRIPTION	PART DRAWIN
				DRAWN BY		REVISION No.	1
				DATE DRAWN	11/24/2015	REVISION DATE	08/FEB/201



Tekla structure  00	DRAWING No.	wp113		
	JOB No.	BLVD	DESCRIPTION	PART DRAWN
	DRAWN BY		REVISION No.	1
	DATE DRAWN	02/02/2016	REVISION DATE	08/FEB/201

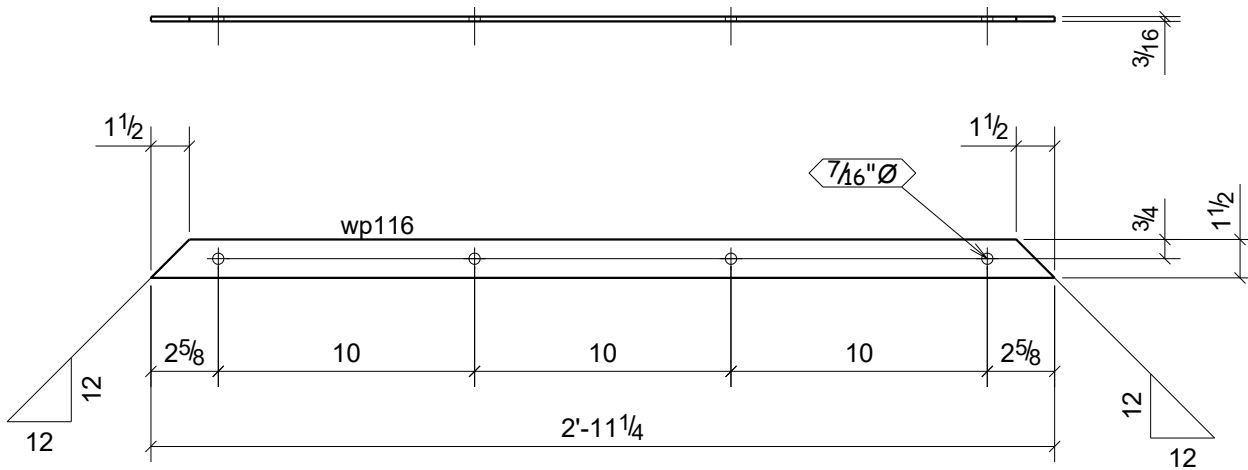


					4	HR15
					Qty.	In Assembly
wp114	FL3/16"X1 1/2"	A36	4	3'-8"	144	3
MARK	SIZE	GRADE	QTY.	LENGTH	AREA	WEIGHT
MATERIAL LIST FOR WORKSHOP					577 <sup>2</sup>	14ft
Tekla structure			DRAWING No. wp114			
			JOB No.	BLVD	DESCRIPTION	PART DRAWIN
			DRAWN BY		REVISION No.	1
			DATE DRAWN	02/02/2016	REVISION DATE	08/FEB/201



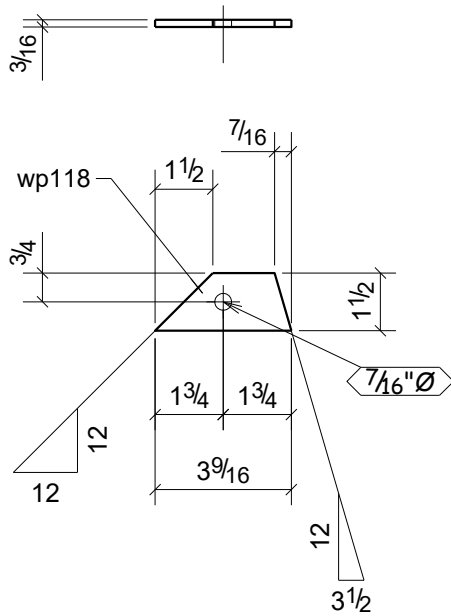
2	HR4
Qty.	In Assembly
34	1
REA	WEIGHT
67 <sup>2</sup>	12ft

wp115	FL3/16"X1 1/2"	A36	2	0'-10 3/8"	34	1		
MARK	SIZE	GRADE	QTY.	LENGTH	AREA	WEIGHT		
MATERIAL LIST FOR WORKSHOP					TOTALS			
<div>Tekla structure</div> <div>00</div>					DRAWING No. wp115			
					JOB No. BLVD		DESCRIPTION	PART DRAWING
					DRAWN BY		REVISION No.	1
					DATE DRAWN 02/02/2016		REVISION DATE	08/FEB/201

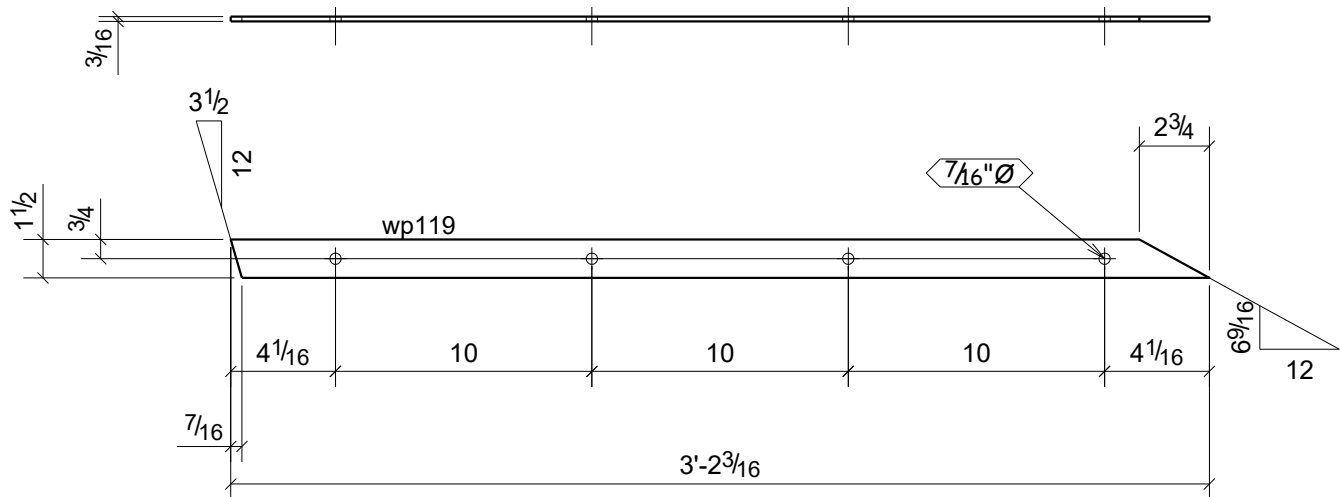


						12	HR16
						Qty.	In Assembly
wp116	FL3/16"X1 1/2"	A36	12	2'-11 1/4"	115	3	
MARK	SIZE	GRADE	QTY.	LENGTH	AREA	WEIGHT	
MATERIAL LIST FOR WORKSHOP					TOTALS	1376 <sup>2</sup>	32ft
Tekla structure			DRAWING No.		wp116		
			JOB No.		BLVD	DESCRIPTION	PART DRAWIN
			DRAWN BY			REVISION No.	1
			DATE DRAWN		02/02/2016	REVISION DATE	08/FEB/201





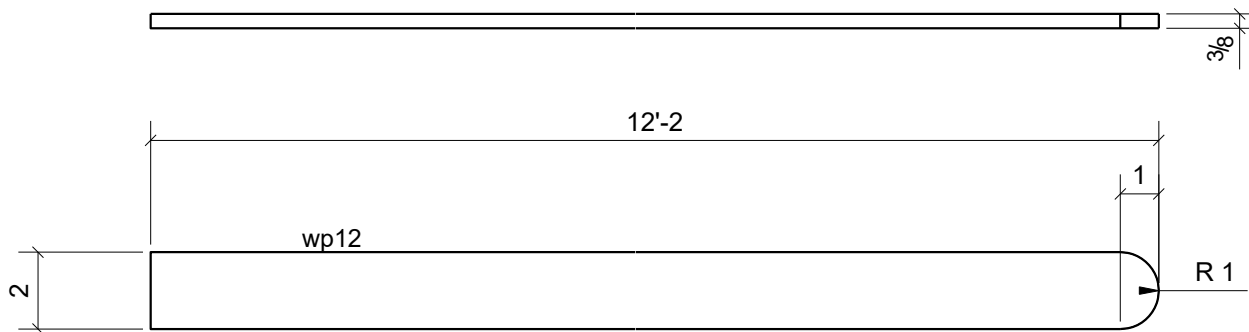
						2	HR4
						Qty.	In Assembly
wp118	FL3/16"X1 1/2"	A36	2	0'-3 9/16"	9	0	
MARK	SIZE	GRADE	QTY.	LENGTH	AREA	WEIGHT	
MATERIAL LIST FOR WORKSHOP					TOTALS	16'	150ft
Tekla structure			DRAWING No.		wp118		
			JOB No.		BLVD	DESCRIPTION	PART DRAWIN
			DRAWN BY			REVISION No.	1
			DATE DRAWN		02/02/2016	REVISION DATE	08/FEB/201



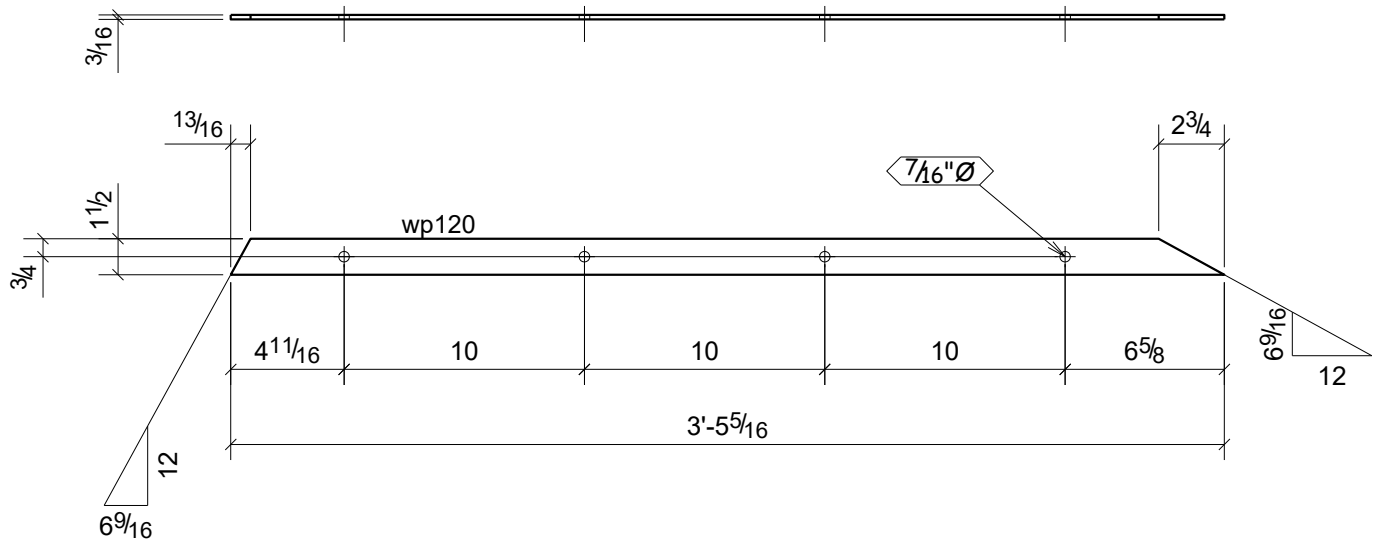
2	HR3
2	HR4
Qty.	In Assembly

wp119	FL3/16"X1 1/2"	A36	4	3'-2 3/16"	124	3
MARK	SIZE	GRADE	QTY.	LENGTH	AREA	WEIGHT
MATERIAL LIST FOR WORKSHOP					497 <sup>2</sup>	12ft

Tekla structure	.	DRAWING No.		wp119		
		JOB No.	BLVD	DESCRIPTION	PART DRAWIN	
		DRAWN BY		REVISION No.	1	
		DATE DRAWN	02/02/2016	REVISION DATE	08/FEB/201	



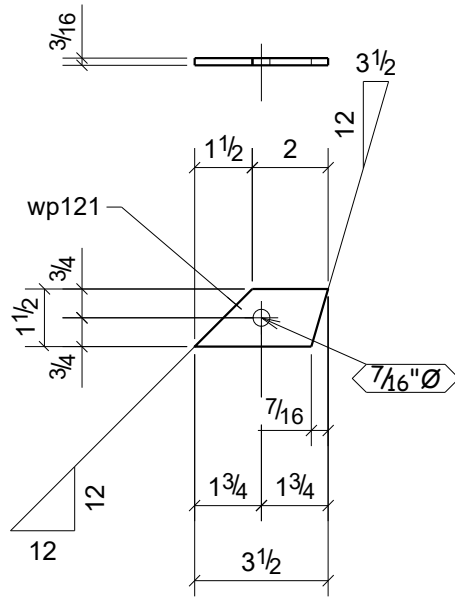
						1	LD1
						Qty.	In Assembly
wp12	FL3/8"X2"	A36	1	12'-2"	694		31
MARK	SIZE	GRADE	QTY.	LENGTH	AREA		WEIGHT
MATERIAL LIST FOR WORKSHOP					TOTALS	694 <sup>2</sup>	31 <sup>1</sup> ft
Tekla structure				DRAWING No.	wp12		
				JOB No.	BLVD	DESCRIPTION	PART DRAWIN
				DRAWN BY		REVISION No.	
				DATE DRAWN	11/24/2015	REVISION DATE	



4	HR3
4	HR4
Qty.	In Assembly

wp120	FL3/16"X1 1/2"	A36	8	3'-5 5/16"	134	3
MARK	SIZE	GRADE	QTY.	LENGTH	AREA	WEIGHT
MATERIAL LIST FOR WORKSHOP					TOTALS	
					1075 <sup>2</sup>	25ft

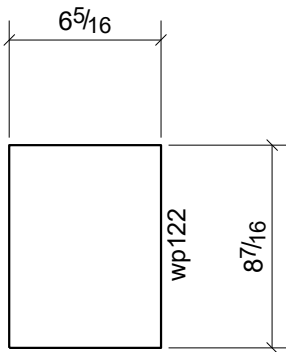
Tekla structure	DRAWING No.		wp120			
	JOB No.		BLVD	DESCRIPTION	PART DRAWIN	
	DRAWN BY			REVISION No.	1	
	DATE DRAWN		02/02/2016	REVISION DATE	08/FEB/201	



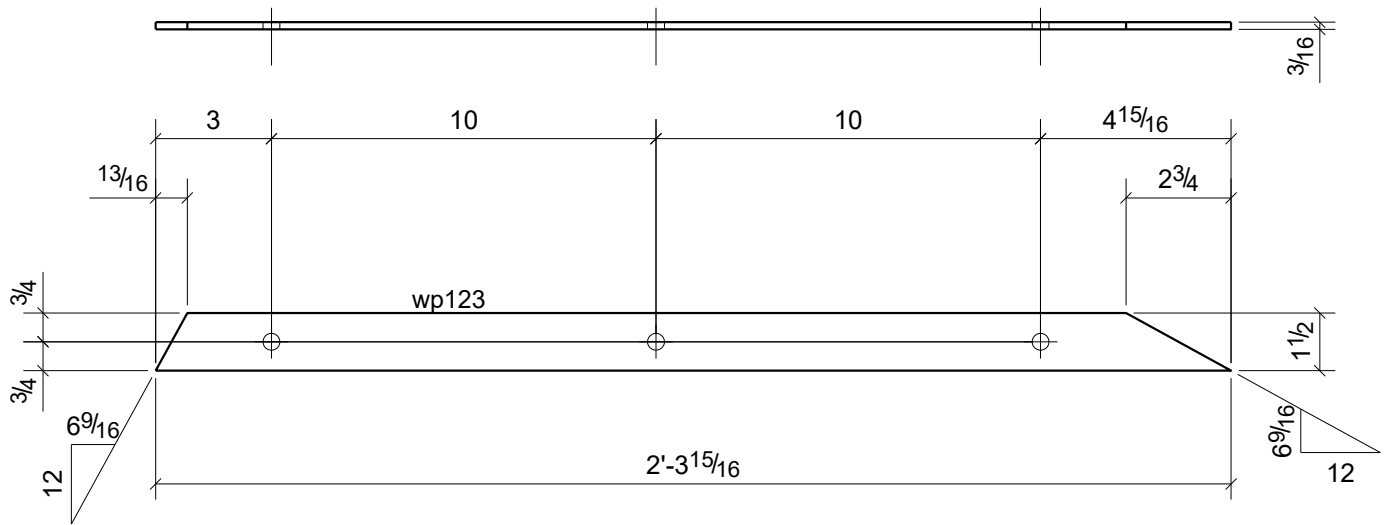
2	HR3
2	HR4
Qty.	In Assembly

wp121	FL3/16"X1 1/2"	A36	4	0'-3 1/2"	9	0
MARK	SIZE	GRADE	QTY.	LENGTH	AREA	WEIGHT
MATERIAL LIST FOR WORKSHOP					37 <sup>2</sup>	15/ft

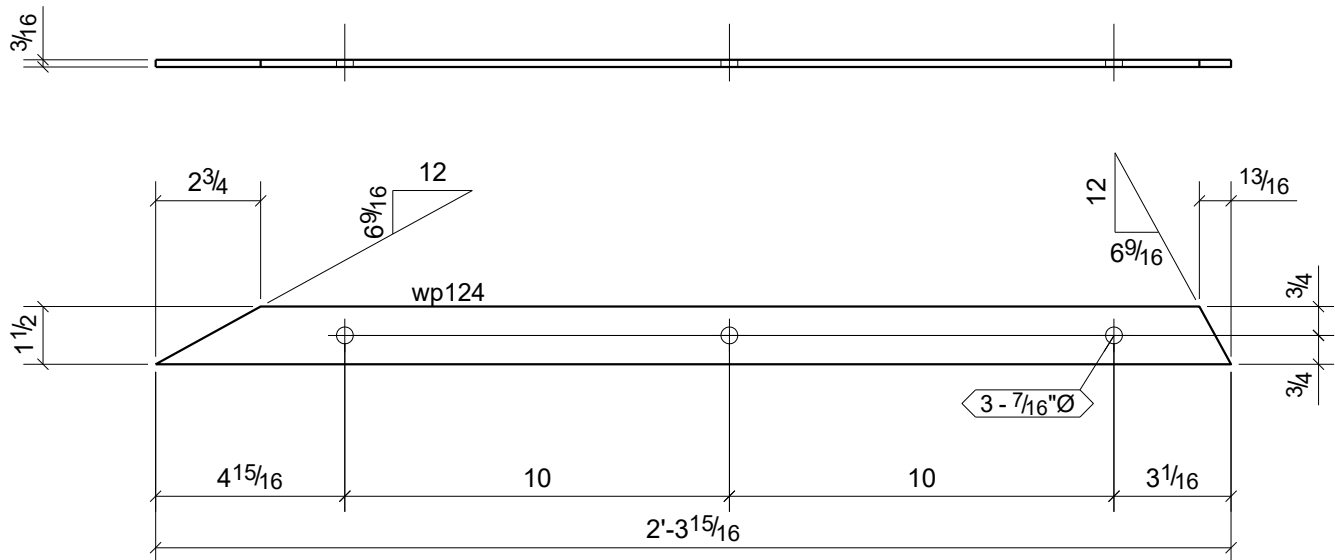
Tekla structure	.	DRAWING No.		wp121		
		JOB No.	BLVD	DESCRIPTION	PART DRAWIN	
		DRAWN BY		REVISION No.	1	
		DATE DRAWN	02/02/2016	REVISION DATE	08/FEB/201	



						1	M1
						1	M4
						Qty.	In Assembly
wp122	PL3/16"X6 5/16"	A36	2	0'-8 7/16"	112	3	
MARK	SIZE	GRADE	QTY.	LENGTH	AREA	WEIGHT	
MATERIAL LIST FOR WORKSHOP					TOTALS	224 <sup>2</sup>	1160ft
Tekla structure				DRAWING No.	wp122		
				JOB No.	BLVD	DESCRIPTION	PART DRAWIN
				DRAWN BY		REVISION No.	0
				DATE DRAWN	02/25/2016	REVISION DATE	01/MAR/201



						4	HR3
						Qty.	In Assembly
wp123	FL3/16"X1 1/2"	A36	4	2'-3 15/16"	89	2	
MARK	SIZE	GRADE	QTY.	LENGTH	AREA	WEIGHT	
MATERIAL LIST FOR WORKSHOP					TOTALS	357 <sup>2</sup>	189ft
Tekla structure				DRAWING No.	wp123		
				JOB No.	BLVD	DESCRIPTION	PART DRAWIN
				DRAWN BY		REVISION No.	1
				DATE DRAWN	02/02/2016	REVISION DATE	08/FEB/201

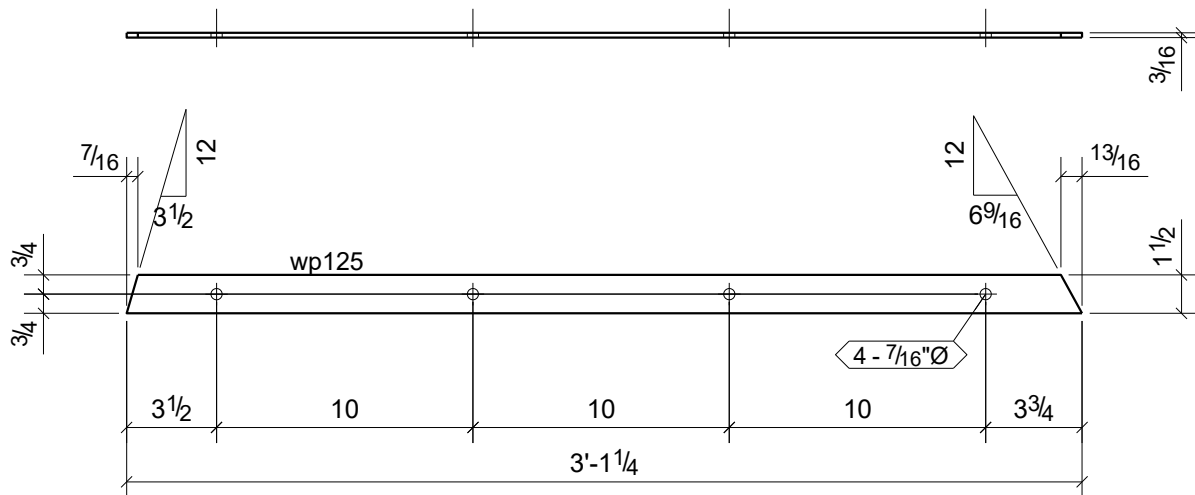


2	HR3
Qty.	In Assembly

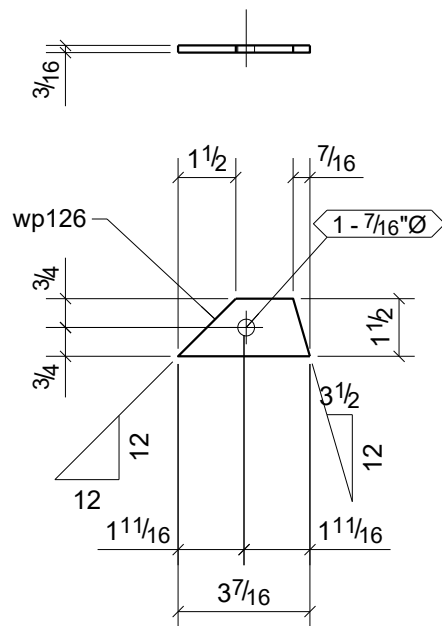
wp124	FL3/16"X1 1/2"	A36	2	2'-3 15/16"	89	2
MARK	SIZE	GRADE	QTY.	LENGTH	AREA	WEIGHT
MATERIAL LIST FOR WORKSHOP					TOTALS	176

Tekla structure	DRAWING No. wp124		
	JOB No.	BLVD	DESCRIPTION
	DRAWN BY		REVISION No.
	DATE DRAWN	02/02/2016	REVISION DATE





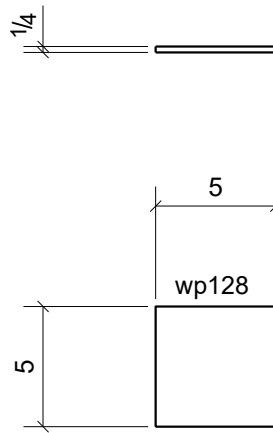
						2	HR3
						Qty.	In Assembly
wp125	FL3/16"X1 1/2"	A36	2	3'-1 1/4"	124	3	
MARK	SIZE	GRADE	QTY.	LENGTH	AREA	WEIGHT	
MATERIAL LIST FOR WORKSHOP					TOTALS	246	160
Tekla structure			DRAWING No.		wp125		
			JOB No.	BLVD	DESCRIPTION	PART DRAWIN	
			DRAWN BY		REVISION No.	1	
			DATE DRAWN	02/02/2016	REVISION DATE	08/FEB/201	



2	HR3
Qty.	In Assembly

wp126	FL3/16"X1 1/2"	A36	2	0'-3 7/16"	9	0
MARK	SIZE	GRADE	QTY.	LENGTH	AREA	WEIGHT
MATERIAL LIST FOR WORKSHOP					16 <sup>2</sup>	1150ft

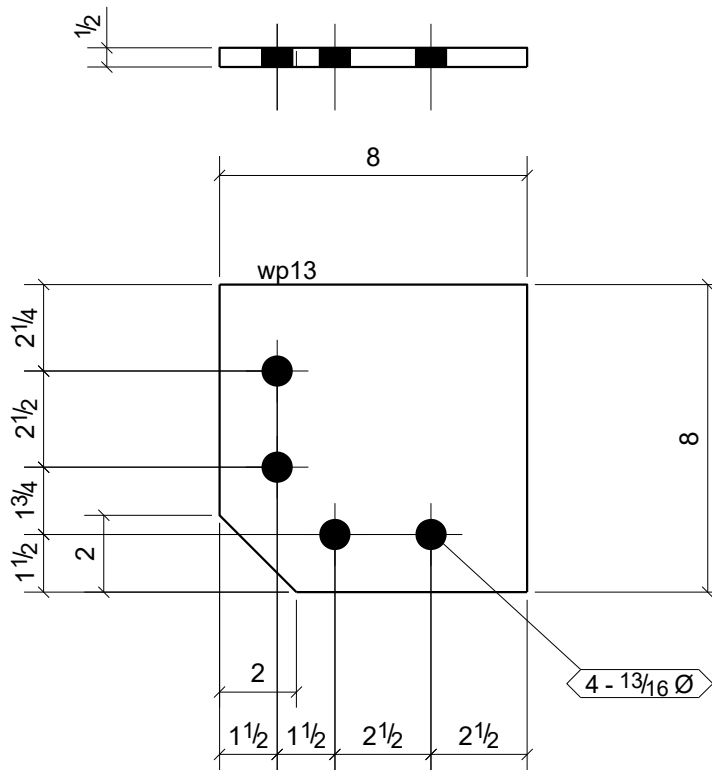
Tekla structure	.	DRAWING No.		wp126		
		JOB No.	BLVD	DESCRIPTION	PART DRAWIN	
		DRAWN BY		REVISION No.	1	
		DATE DRAWN	02/02/2016	REVISION DATE	08/FEB/201	



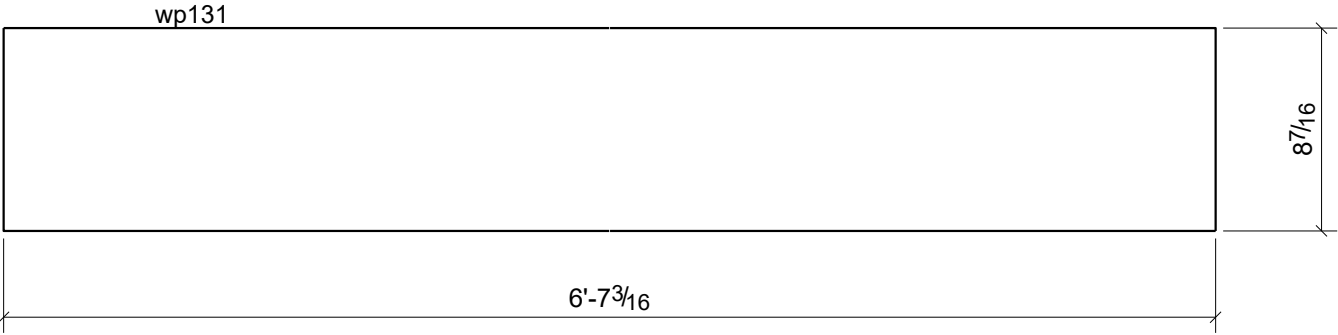
2	SC1
2	SC16
Qty.	In Assembly

wp128	FL1/4"X5"	A36	4	0'-5"	55	2
MARK	SIZE	GRADE	QTY.	LENGTH	AREA	WEIGHT
MATERIAL LIST FOR WORKSHOP					TOTALS	226 <sup>2</sup> lb/ft

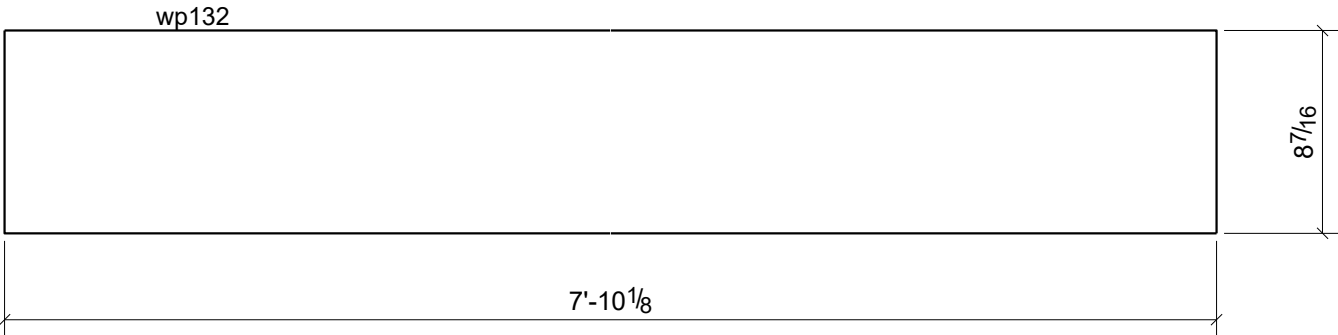
Tekla structure	.	DRAWING No.		wp128		
		JOB No.	BLVD	DESCRIPTION	PART DRAWIN	
		DRAWN BY		REVISION No.		
		DATE DRAWN	03/28/2016	REVISION DATE		



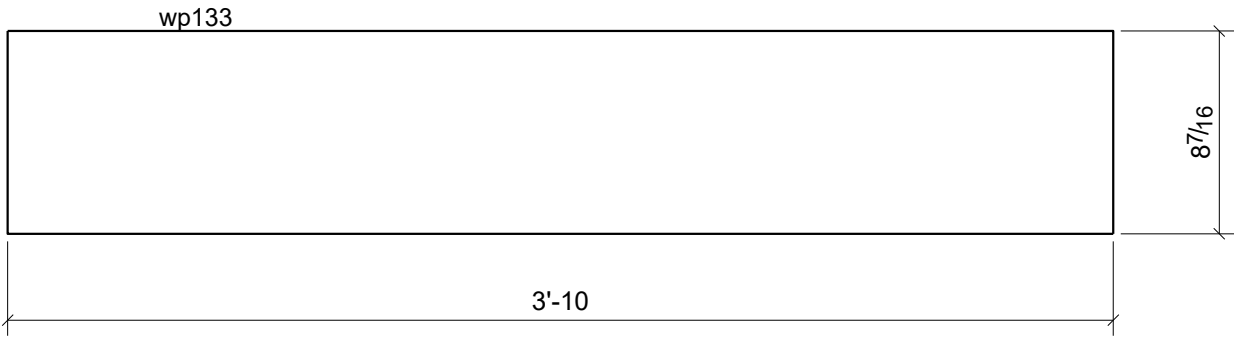
						1	ST2
						Qty.	In Assembly
wp13	FL1/2"X8"	A36	1	0'-8"	139	9	
MARK	SIZE	GRADE	QTY.	LENGTH	AREA	WEIGHT	
MATERIAL LIST FOR WORKSHOP					TOTALS	139	150
Tekla structure			DRAWING No.		wp13		
			JOB No.	BLVD	DESCRIPTION	PART DRAWIN	
			DRAWN BY		REVISION No.	1	
			DATE DRAWN	11/24/2015	REVISION DATE	08/FEB/201	



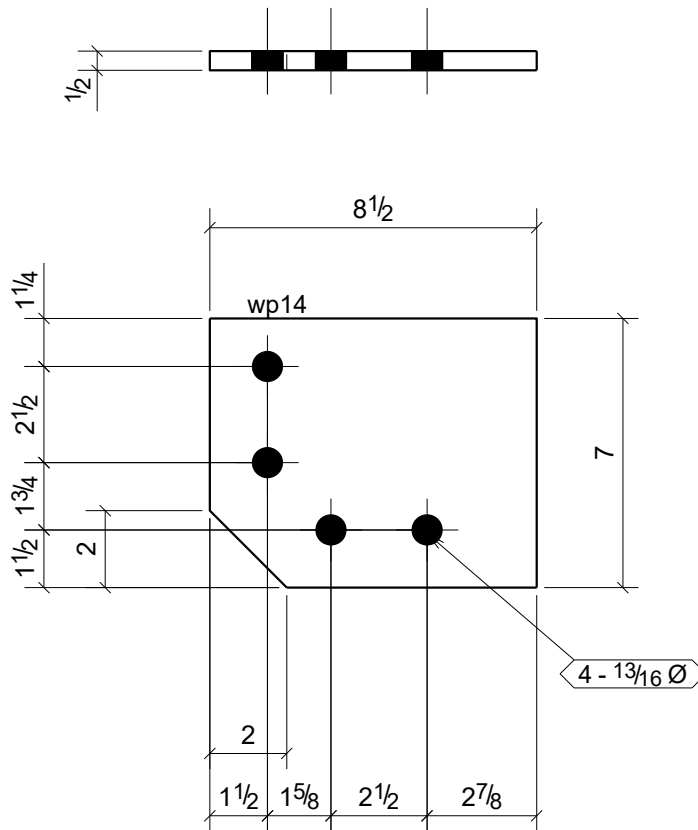
						1	M1
						Qty.	In Assembly
wp131	PLT3/16"X8 7/16"	A36	1	6'-7 3/16"	1369	36	
MARK	SIZE	GRADE	QTY.	LENGTH	AREA	WEIGHT	
MATERIAL LIST FOR WORKSHOP					TOTALS	1369 <sup>2</sup>	36 <sup>ft</sup>
Tekla structure				DRAWING No.	wp131		
				JOB No.	BLVD	DESCRIPTION	PART DRAWIN
				DRAWN BY		REVISION No.	0
				DATE DRAWN	03/01/2016	REVISION DATE	01/MAR/201



						1	M3
						Qty.	In Assembly
wp132	PLT3/16"X8 7/16"	A36	1	7'-10 1/8"	1627	42	
MARK	SIZE	GRADE	QTY.	LENGTH	AREA	WEIGHT	
MATERIAL LIST FOR WORKSHOP					TOTALS	1627 <sup>2</sup>	42ft
Tekla structure				DRAWING No.	wp132		
				JOB No.	BLVD	DESCRIPTION	PART DRAWIN
				DRAWN BY		REVISION No.	0
				DATE DRAWN	03/01/2016	REVISION DATE	01/MAR/201



						1	M4
						Qty.	In Assembly
wp133	PLT3/16"X8 7/16"	A36	1	3'-10"	797	21	
MARK	SIZE	GRADE	QTY.	LENGTH	AREA	WEIGHT	
MATERIAL LIST FOR WORKSHOP					TOTALS	797 <sup>2</sup>	21 <sup>ft</sup>
Tekla structure				DRAWING No.	wp133		
				JOB No.	BLVD	DESCRIPTION	PART DRAWIN
				DRAWN BY		REVISION No.	0
				DATE DRAWN	03/01/2016	REVISION DATE	01/MAR/201

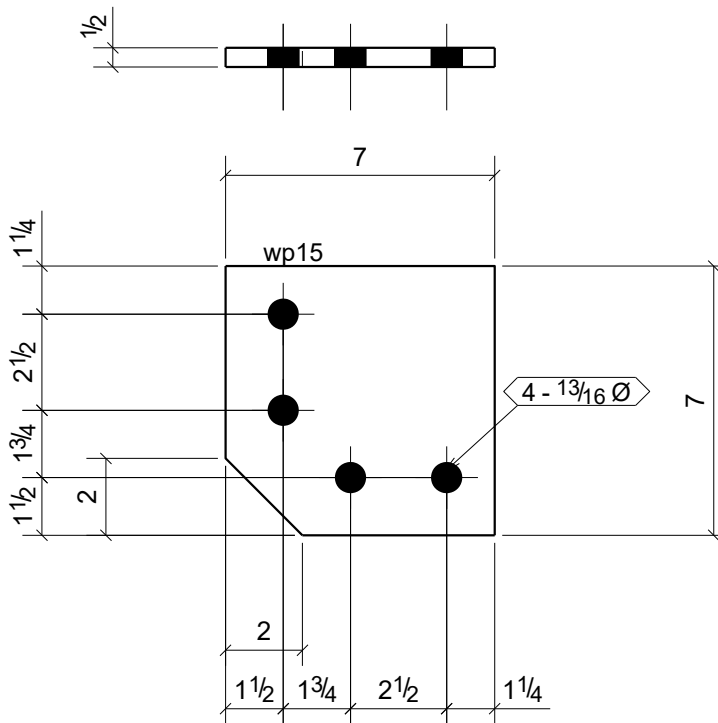


1	C3
2	ST1
Qty.	In Assembly

wp14	FL1/2"X7"	A36	3	0'-8 1/2"	130	8
MARK	SIZE	GRADE	QTY.	LENGTH	AREA	WEIGHT
MATERIAL LIST FOR WORKSHOP					TOTALS	390 <sup>2</sup>
						24ft

Tekla structure	.	DRAWING No.		wp14		
		JOB No.	BLVD	DESCRIPTION	PART DRAWIN	
		DRAWN BY		REVISION No.	1	
		DATE DRAWN	11/24/2015	REVISION DATE	08/FEB/201	

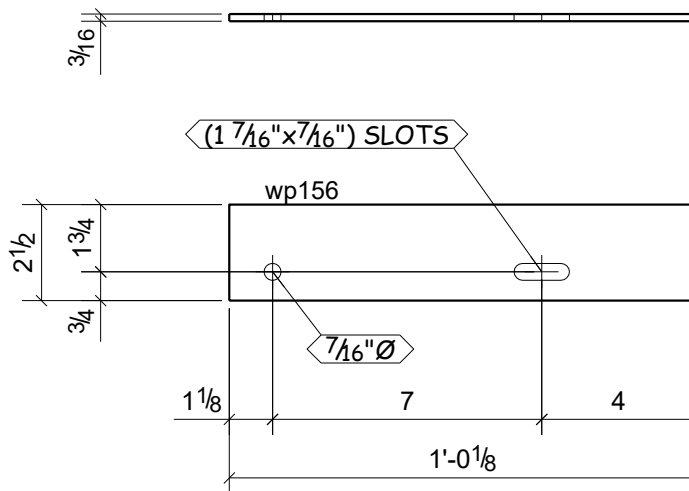




2	ST1
2	ST2
Qty.	In Assembly

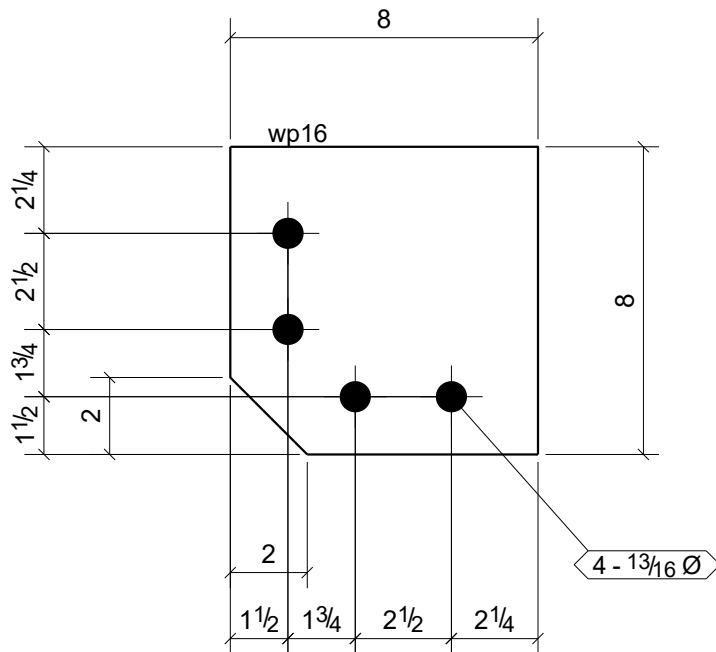
wp15	FL1/2"X7"	A36	4	0'-7"	107	7
MARK	SIZE	GRADE	QTY.	LENGTH	AREA	WEIGHT
MATERIAL LIST FOR WORKSHOP					TOTALS	436 <sup>2</sup>
						27/ft

Tekla structure	.	DRAWING No.		wp15		
		JOB No.	BLVD	DESCRIPTION	PART DRAWIN	
		DRAWN BY		REVISION No.	1	
		DATE DRAWN	11/24/2015	REVISION DATE	08/FEB/201	



36	ST3
Qty.	In Assembly
66	2
2386 <sup>2</sup>	58ft

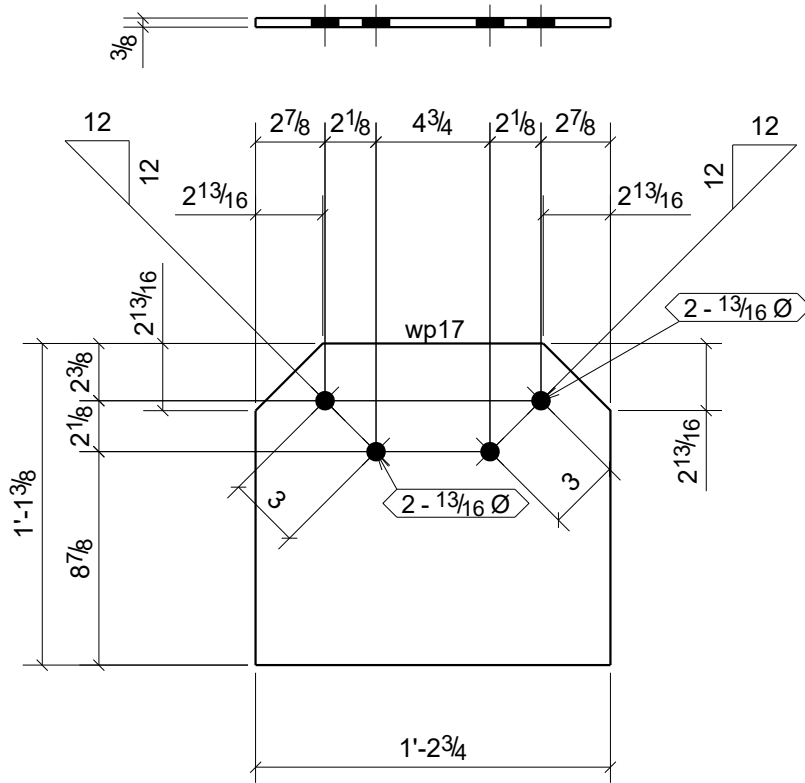
wp156	FL3/16"X2 1/2"	A36	36	1'-0 1/8"	66	2
MARK	SIZE	GRADE	QTY.	LENGTH	AREA	WEIGHT
MATERIAL LIST FOR WORKSHOP					TOTALS	2386 <sup>2</sup>
Tekla structure			DRAWING No. wp156			
			JOB No.	BLVD	DESCRIPTION	PART DRAWIN
			DRAWN BY		REVISION No.	1
			DATE DRAWN	01/29/2016	REVISION DATE	08/FEB/201



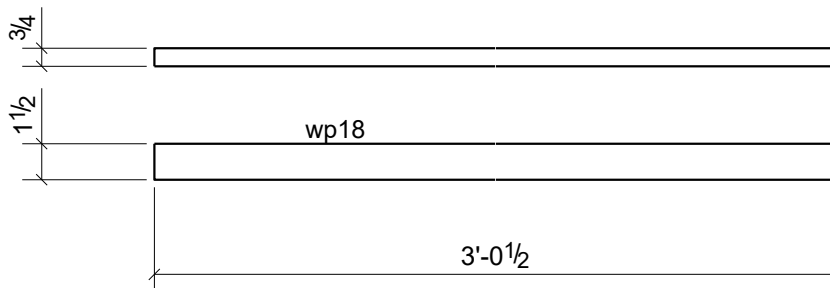
1	C1
1	C2
Qty.	In Assembly

wp16	FL1/2"X8"	A36	2	0'-8"	139	9
MARK	SIZE	GRADE	QTY.	LENGTH	AREA	WEIGHT
MATERIAL LIST FOR WORKSHOP					TOTALS	276 <sup>2</sup>
						10ft

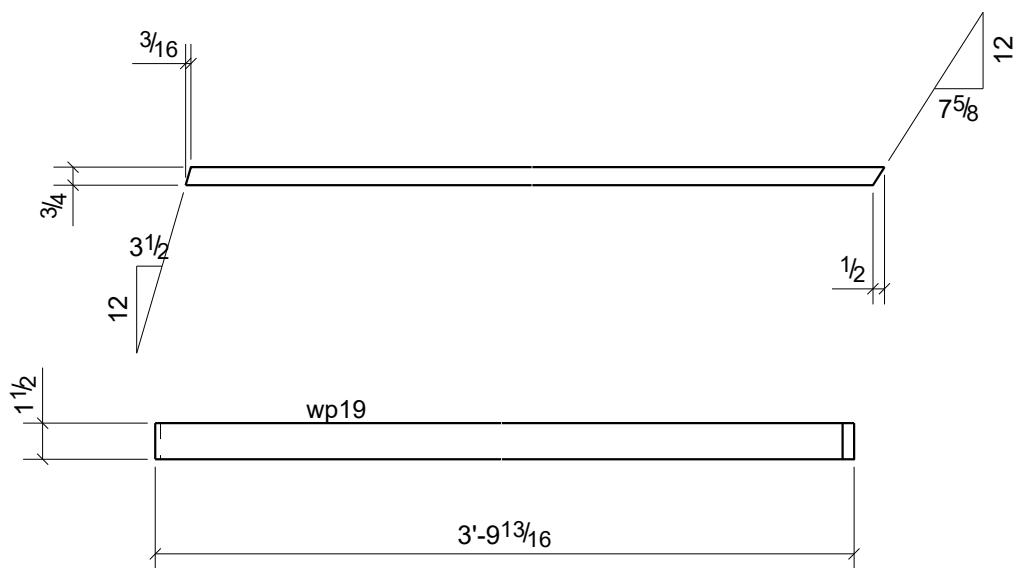
Tekla structure	.	DRAWING No.		wp16		
		JOB No.	BLVD	DESCRIPTION	PART DRAWIN	
		DRAWN BY		REVISION No.	1	
		DATE DRAWN	11/24/2015	REVISION DATE	08/FEB/201	



						1	ST2
						Qty.	In Assembly
wp17	PL3/8"X13 3/8"	A36	1	1'-2 3/4"	399	20	
MARK	SIZE	GRADE	QTY.	LENGTH	AREA	WEIGHT	
MATERIAL LIST FOR WORKSHOP					TOTALS	399	20
Tekla structure			DRAWING No.		wp17		
			JOB No.	BLVD	DESCRIPTION	PART DRAWIN	
			DRAWN BY		REVISION No.	1	
			DATE DRAWN	02/08/2016	REVISION DATE	08/FEB/201	



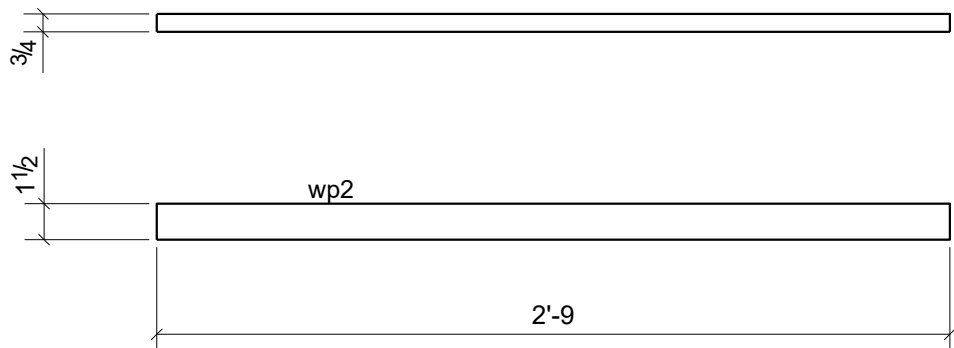
						1	HR7
						Qty.	In Assembly
wp18	FL3/4"X1 1/2"	A36	1	3'-0 1/2"	167	12	
MARK	SIZE	GRADE	QTY.	LENGTH	AREA	WEIGHT	
MATERIAL LIST FOR WORKSHOP					TOTALS	167 <sup>2</sup>	12ft
Tekla structure				DRAWING No.	wp18		
				JOB No.	BLVD	DESCRIPTION	PART DRAWIN
				DRAWN BY		REVISION No.	1
				DATE DRAWN	11/24/2015	REVISION DATE	08/FEB/201



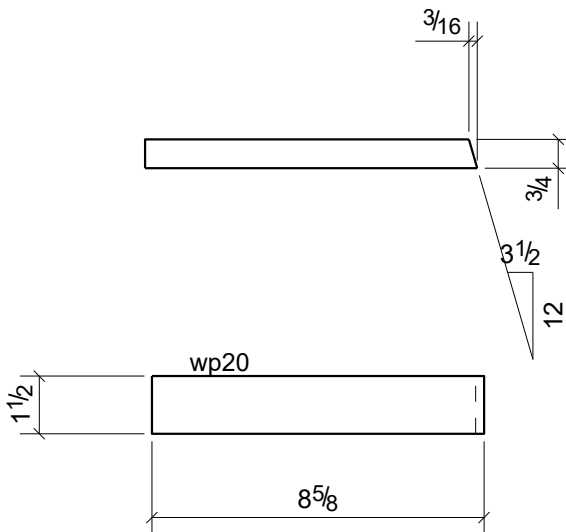
1	HR6
1	HR7
Qty.	In Assembly

wp19	FL3/4"X1 1/2"	A36	2	3'-9 13/16"	207	14
MARK	SIZE	GRADE	QTY.	LENGTH	AREA	WEIGHT
MATERIAL LIST FOR WORKSHOP					TOTALS	414 <sup>2</sup>
						259ft

Tekla structure	.	DRAWING No.		wp19		
		JOB No.	BLVD	DESCRIPTION	PART DRAWIN	
		DRAWN BY		REVISION No.	1	
		DATE DRAWN	11/24/2015	REVISION DATE	08/FEB/201	

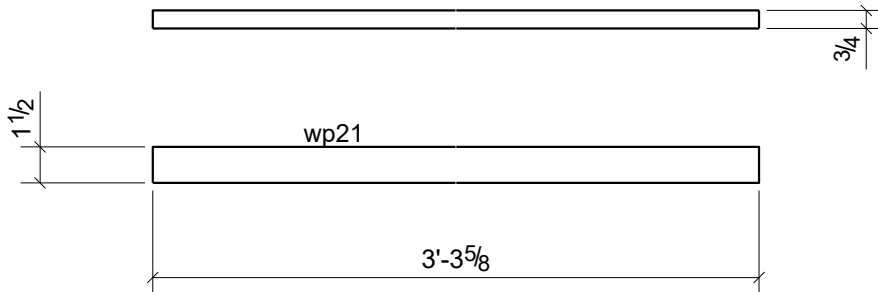


						1	GT1
						Qty.	In Assembly
wp2	FL3/4"X1 1/2"	A36	1	2'-9"	151	11	
MARK	SIZE	GRADE	QTY.	LENGTH	AREA	WEIGHT	
MATERIAL LIST FOR WORKSHOP					TOTALS	151 <sup>ft</sup>	11 <sup>ft</sup>
Tekla structure				DRAWING No.	wp2		
				JOB No.	BLVD	DESCRIPTION	PART DRAWIN
				DRAWN BY		REVISION No.	
				DATE DRAWN	11/24/2015	REVISION DATE	

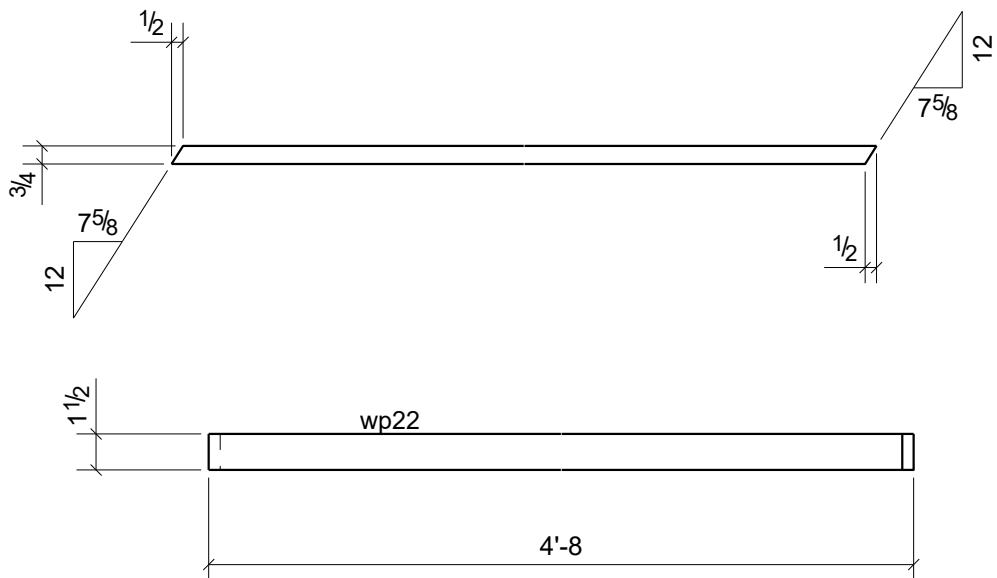


						1	HR7
						Qty.	In Assembly
wp20	FL3/4"X1 1/2"	A36	1	0'-8 5/8"	41	3	
MARK	SIZE	GRADE	QTY.	LENGTH	AREA	WEIGHT	
MATERIAL LIST FOR WORKSHOP					TOTALS	41 <sup>2</sup>	153ft
Tekla structure				DRAWING No.	wp20		
				JOB No.	BLVD	DESCRIPTION	PART DRAWIN
				DRAWN BY		REVISION No.	1
				DATE DRAWN	11/24/2015	REVISION DATE	08/FEB/201





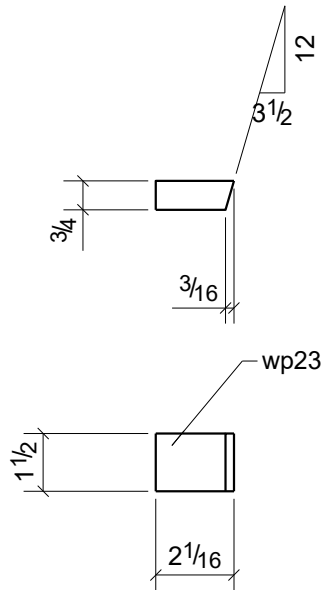
						2	HR7
						Qty.	In Assembly
wp21	FL3/4"X1 1/2"	A36	2	3'-3 5/8"	181	13	
MARK	SIZE	GRADE	QTY.	LENGTH	AREA	WEIGHT	
MATERIAL LIST FOR WORKSHOP					TOTALS	361 <sup>2</sup>	25ft
Tekla structure				DRAWING No.	wp21		
				JOB No.	BLVD	DESCRIPTION	PART DRAWIN
				DRAWN BY		REVISION No.	1
				DATE DRAWN	11/24/2015	REVISION DATE	08/FEB/201



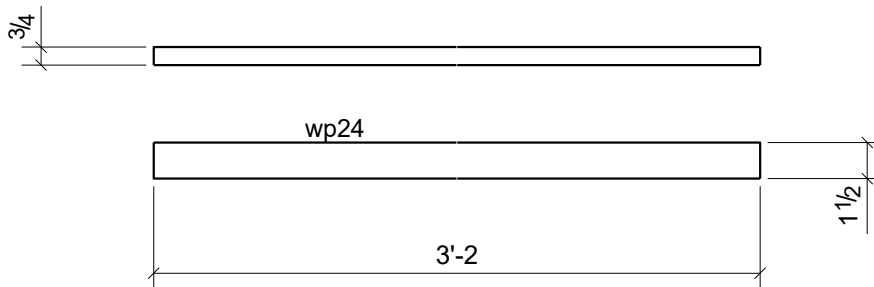
4	HR6
4	HR7
Qty.	In Assembly

wp22	FL3/4"X1 1/2"	A36	8	4'-8"	253	18
MARK	SIZE	GRADE	QTY.	LENGTH	AREA	WEIGHT
MATERIAL LIST FOR WORKSHOP					TOTALS	2021 <sup>2</sup> 142 <sup>ft</sup>

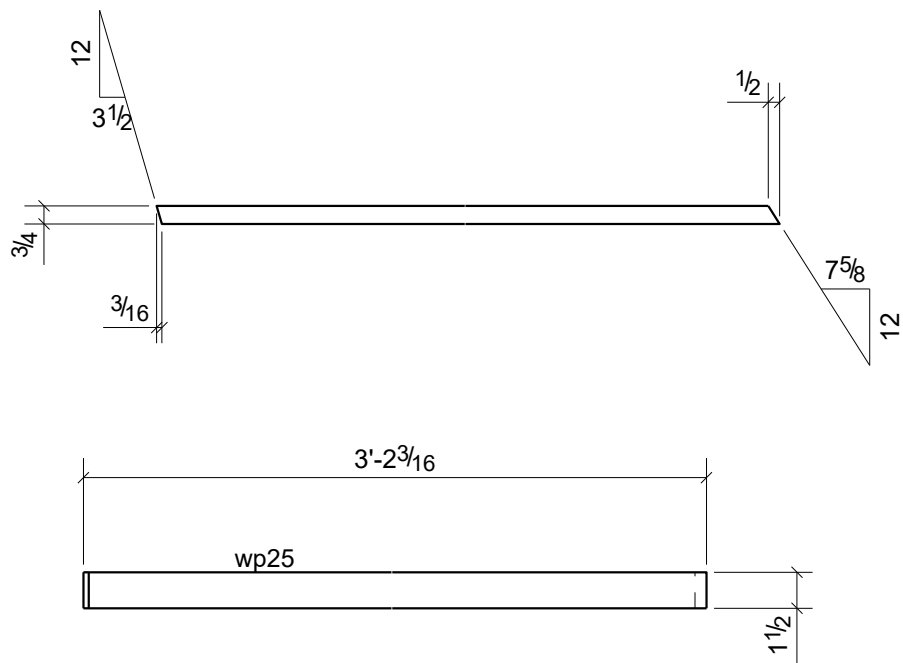
Tekla structure	.	DRAWING No.		wp22		
		JOB No.	BLVD	DESCRIPTION	PART DRAWIN	
		DRAWN BY		REVISION No.	1	
		DATE DRAWN	11/24/2015	REVISION DATE	08/FEB/201	



					1	HR6
					Qty.	In Assembly
wp23	FL3/4"X1 1/2"	A36	1	0'-2 1/16"	11	1
MARK	SIZE	GRADE	QTY.	LENGTH	AREA	WEIGHT
MATERIAL LIST FOR WORKSHOP					TOTALS	11'²
Tekla structure			DRAWING No. wp23			
			JOB No.	BLVD	DESCRIPTION	PART DRAWIN
			DRAWN BY		REVISION No.	1
			DATE DRAWN	11/24/2015	REVISION DATE	08/FEB/201



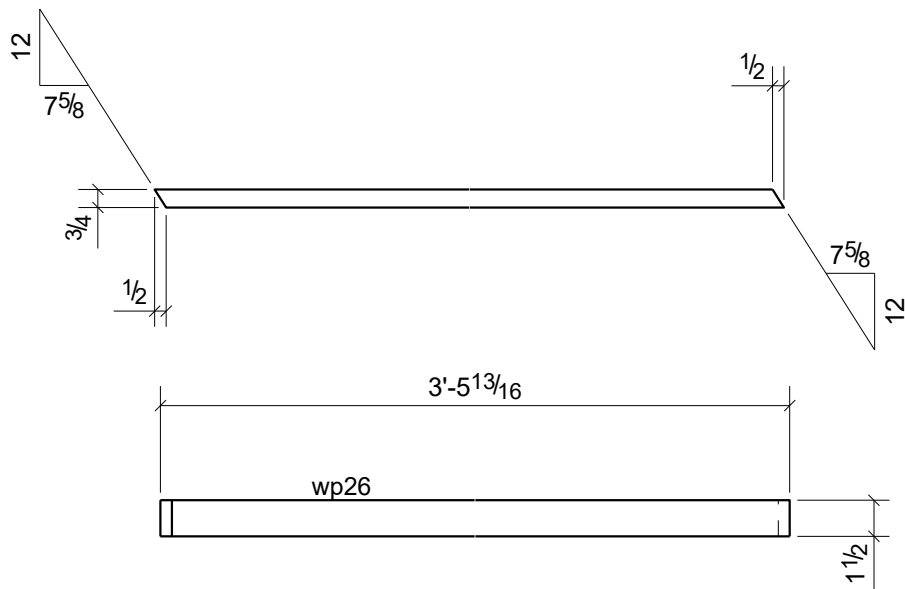
						1	HR3
						Qty.	In Assembly
wp24	FL3/4"X1 1/2"	A36	1	3'-2"	173	12	
MARK	SIZE	GRADE	QTY.	LENGTH	AREA	WEIGHT	
MATERIAL LIST FOR WORKSHOP					TOTALS	173 <sup>2</sup>	12ft
Tekla structure				DRAWING No.	wp24		
				JOB No.	BLVD	DESCRIPTION	PART DRAWIN
				DRAWN BY		REVISION No.	1
				DATE DRAWN	11/24/2015	REVISION DATE	08/FEB/201



1	HR3
1	HR4
Qty.	In Assembly

wp25	FL3/4"X1 1/2"	A36	2	3'-2 3/16"	173	12
MARK	SIZE	GRADE	QTY.	LENGTH	AREA	WEIGHT
MATERIAL LIST FOR WORKSHOP					TOTALS	346 <sup>2</sup>
						24ft

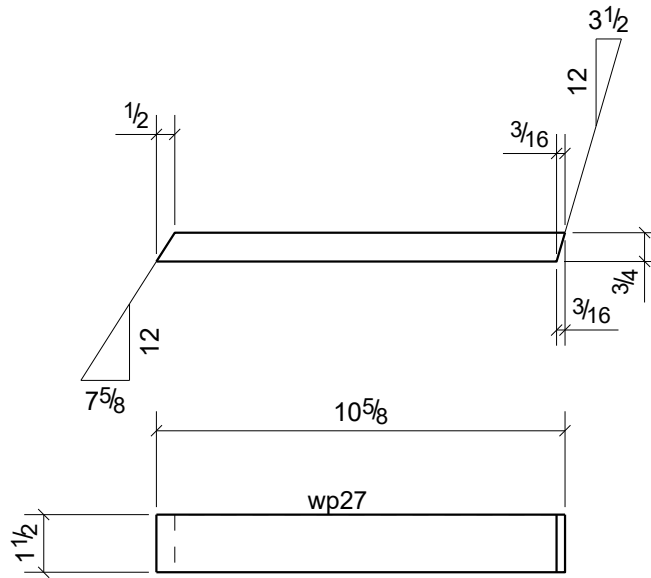
Tekla structure	.	DRAWING No.		wp25		
		JOB No.	BLVD	DESCRIPTION	PART DRAWIN	
		DRAWN BY		REVISION No.	1	
		DATE DRAWN	11/24/2015	REVISION DATE	08/FEB/201	




2	HR3
2	HR4
Qty.	In Assembly

wp26	FL3/4"X1 1/2"	A36	4	3'-5 13/16"	189	13
MARK	SIZE	GRADE	QTY.	LENGTH	AREA	WEIGHT
MATERIAL LIST FOR WORKSHOP					TOTALS	755 <sup>2</sup>
						53ft

Tekla structure	.	DRAWING No.		wp26		
		JOB No.	BLVD	DESCRIPTION	PART DRAWIN	
		DRAWN BY		REVISION No.	1	
		DATE DRAWN	11/24/2015	REVISION DATE	08/FEB/201	



						1	HR4
						Qty.	In Assembly
wp27	FL3/4"X1 1/2"	A36	1	0'-10 5/8"	49	3	
MARK	SIZE	GRADE	QTY.	LENGTH	AREA	WEIGHT	
MATERIAL LIST FOR WORKSHOP					TOTALS	49	153 ft
Tekla structure			DRAWING No.		wp27		
			JOB No.		BLVD	DESCRIPTION	PART DRAWIN
			DRAWN BY			REVISION No.	1
			DATE DRAWN		11/24/2015	REVISION DATE	08/FEB/201



1	HR4
Qty.	In Assembly

wp28	FL3/4"X1 1/2"	A36	1	2'-11 11/16"	162	11
MARK	SIZE	GRADE	QTY.	LENGTH	AREA	WEIGHT
MATERIAL LIST FOR WORKSHOP					TOTALS	
					162	11

Tekla structure


.  
0  
0

DRAWING No.

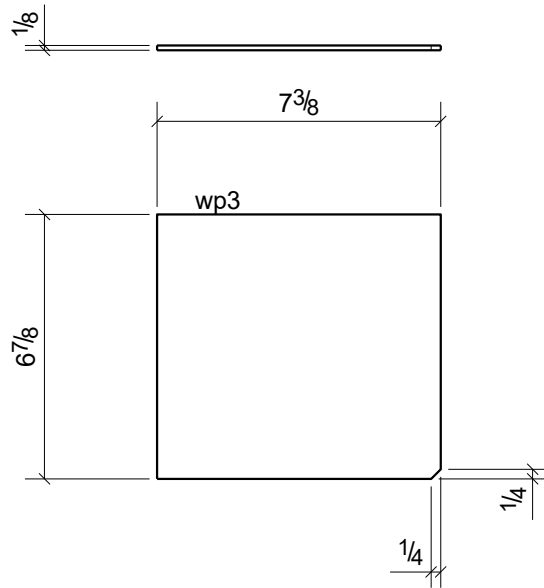
wp28

JOB No.	BLVD	DESCRIPTION	PART DRAWIN
DRAWN BY		REVISION No.	1
DATE DRAWN	11/24/2015	REVISION DATE	08/FEB/201





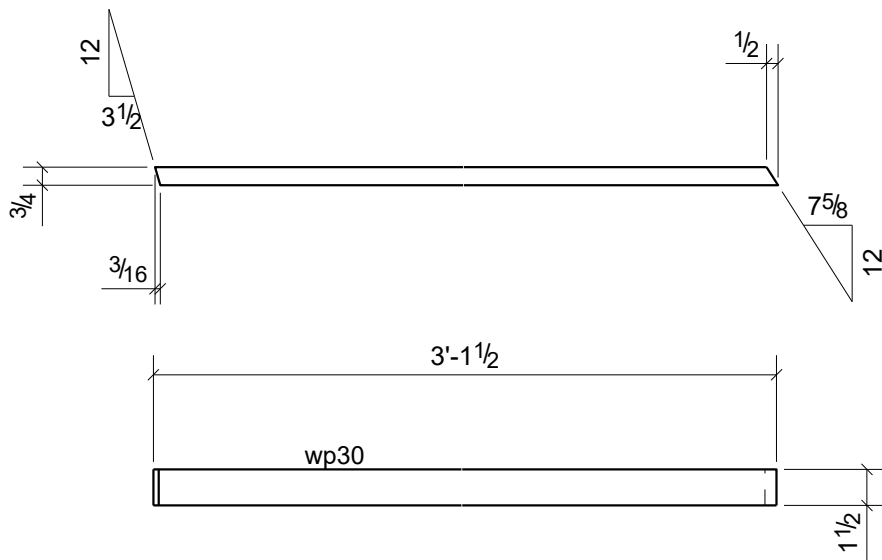
						1	HR4
						Qty.	In Assembly
wp29	FL3/4"X1 1/2"	A36	1	3'-8 1/4"	201	14	
MARK	SIZE	GRADE	QTY.	LENGTH	AREA	WEIGHT	
MATERIAL LIST FOR WORKSHOP					TOTALS	201 <sup>2</sup>	14ft
Tekla structure				DRAWING No.	wp29		
				JOB No.	BLVD	DESCRIPTION	PART DRAWIN
				DRAWN BY		REVISION No.	1
				DATE DRAWN	11/24/2015	REVISION DATE	08/FEB/201



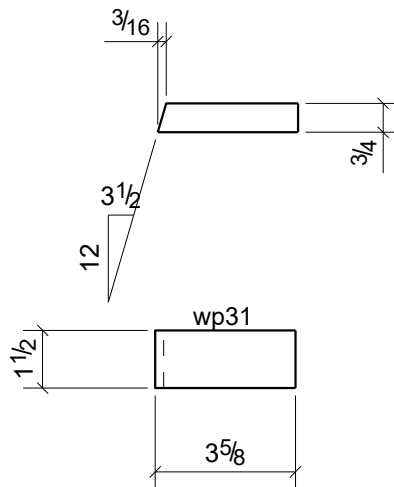
1	M17
1	M21
Qty.	In Assembly

wp3	PL1/8"X6 7/8"	A36	2	0'-7 3/8"	105	2
MARK	SIZE	GRADE	QTY.	LENGTH	AREA	WEIGHT
MATERIAL LIST FOR WORKSHOP					TOTALS	216 <sup>2</sup>


Tekla structure	.	DRAWING No.		wp3		
		JOB No.	BLVD	DESCRIPTION	PART DRAWIN	
		DRAWN BY		REVISION No.		
		DATE DRAWN	02/08/2016	REVISION DATE		



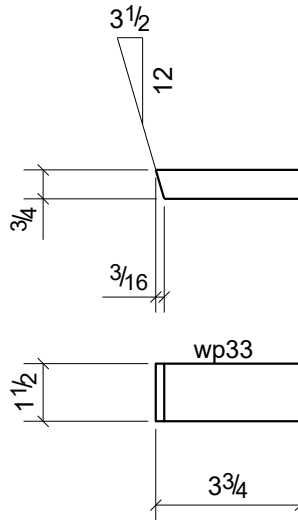
						1	HR3
						Qty.	In Assembly
wp30	FL3/4"X1 1/2"	A36	1	3'-1 1/2"	170	12	
MARK	SIZE	GRADE	QTY.	LENGTH	AREA	WEIGHT	
MATERIAL LIST FOR WORKSHOP					TOTALS	170 <sup>2</sup>	12ft
Tekla structure				DRAWING No.	wp30		
				JOB No.	BLVD	DESCRIPTION	PART DRAWIN
				DRAWN BY		REVISION No.	1
				DATE DRAWN	11/24/2015	REVISION DATE	08/FEB/201



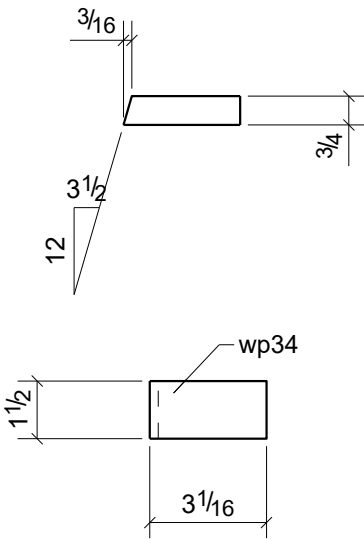
						1	HR3
						Qty.	In Assembly
wp31	FL3/4"X1 1/2"	A36	1	0'-3 5/8"	18	1	
MARK	SIZE	GRADE	QTY.	LENGTH	AREA	WEIGHT	
MATERIAL LIST FOR WORKSHOP					TOTALS	18'	15'ft
Tekla structure				DRAWING No.	wp31		
				JOB No.	BLVD	DESCRIPTION	PART DRAWIN
				DRAWN BY		REVISION No.	1
				DATE DRAWN	11/24/2015	REVISION DATE	08/FEB/201



						1	HR4
						Qty.	In Assembly
wp32	FL3/4"X1 1/2"	A36	1	3'-1 3/8"	169	12	
MARK	SIZE	GRADE	QTY.	LENGTH	AREA	WEIGHT	
MATERIAL LIST FOR WORKSHOP					TOTALS	169	12ft
Tekla structure				DRAWING No.	wp32		
				JOB No.	BLVD	DESCRIPTION	PART DRAWIN
				DRAWN BY		REVISION No.	1
				DATE DRAWN	11/24/2015	REVISION DATE	08/FEB/201



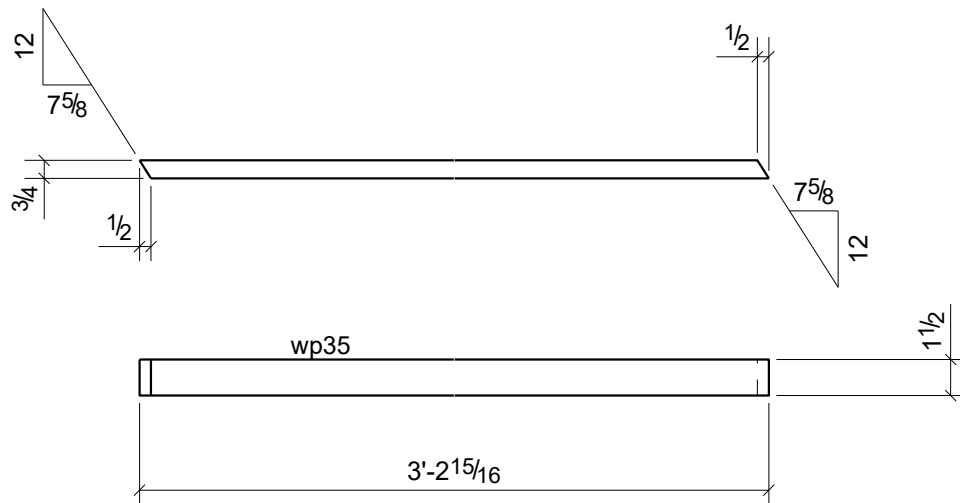
						1	HR4
						Qty.	In Assembly
wp33	FL3/4"X1 1/2"	A36	1	0'-3 3/4"	19	1	
MARK	SIZE	GRADE	QTY.	LENGTH	AREA	WEIGHT	
MATERIAL LIST FOR WORKSHOP					TOTALS	19'	15'ft
Tekla structure				DRAWING No.	wp33		
				JOB No.	BLVD	DESCRIPTION	PART DRAWIN
				DRAWN BY		REVISION No.	1
				DATE DRAWN	11/24/2015	REVISION DATE	08/FEB/201



1	HR3
1	HR4
Qty.	In Assembly

wp34	FL3/4"X1 1/2"	A36	2	0'-3 1/16"	15	1
MARK	SIZE	GRADE	QTY.	LENGTH	AREA	WEIGHT
MATERIAL LIST FOR WORKSHOP					TOTALS	31 <sup>2</sup> 12ft

Tekla structure	.	0	0	DRAWING No.	wp34		
				JOB No.	BLVD	DESCRIPTION	PART DRAWIN
				DRAWN BY		REVISION No.	1
				DATE DRAWN	11/24/2015	REVISION DATE	08/FEB/201

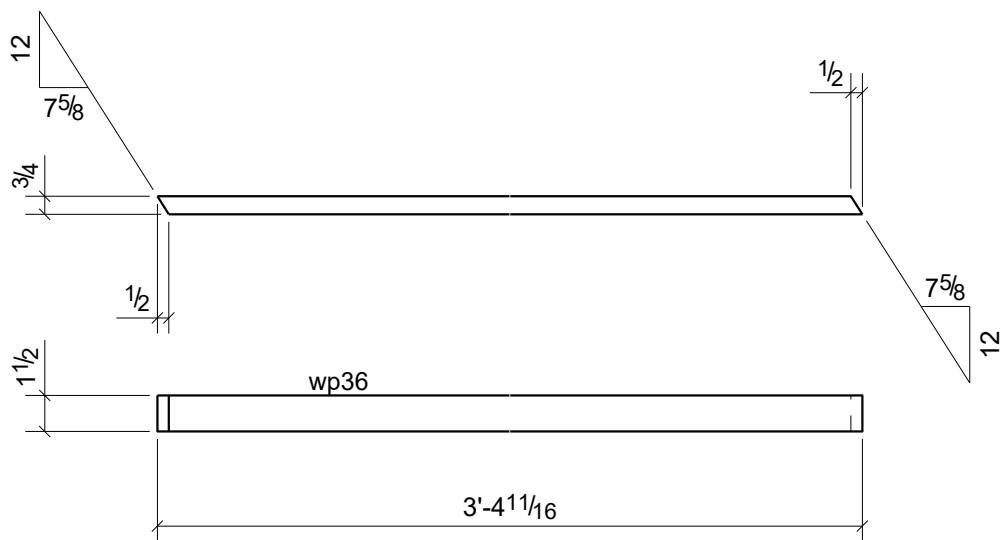


1	HR3
1	HR4
2	HR6
2	HR7
Qty.	In Assembly

wp35	FL3/4"X1 1/2"	A36	6	3'-2 15/16"	176	12
MARK	SIZE	GRADE	QTY.	LENGTH	AREA	WEIGHT
MATERIAL LIST FOR WORKSHOP					TOTALS	1054 <sup>2</sup> 74ft

Tekla structure	.	DRAWING No.		wp35		
		JOB No.	BLVD	DESCRIPTION	PART DRAWIN	
		DRAWN BY		REVISION No.	1	
		DATE DRAWN	11/24/2015	REVISION DATE	08/FEB/201	

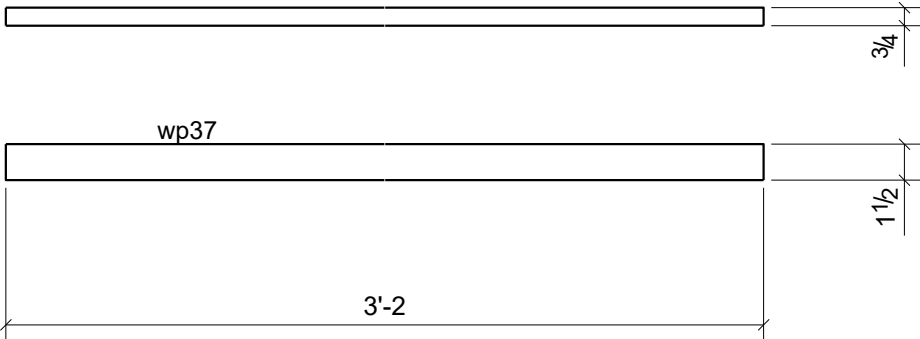




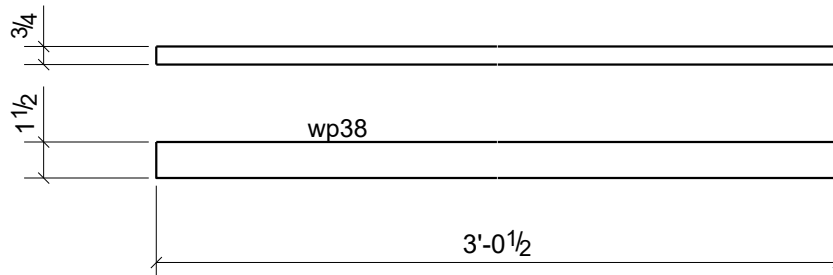
1	HR3
1	HR4
1	HR6
1	HR7
Qty.	In Assembly

wp36	FL3/4"X1 1/2"	A36	4	3'-4 11/16"	184	13
MARK	SIZE	GRADE	QTY.	LENGTH	AREA	WEIGHT
MATERIAL LIST FOR WORKSHOP					TOTALS	735 <sup>2</sup> 51 ft

Tekla structure	.	DRAWING No.		wp36		
		JOB No.	BLVD	DESCRIPTION	PART DRAWIN	
		DRAWN BY		REVISION No.	1	
		DATE DRAWN	11/24/2015	REVISION DATE	08/FEB/201	



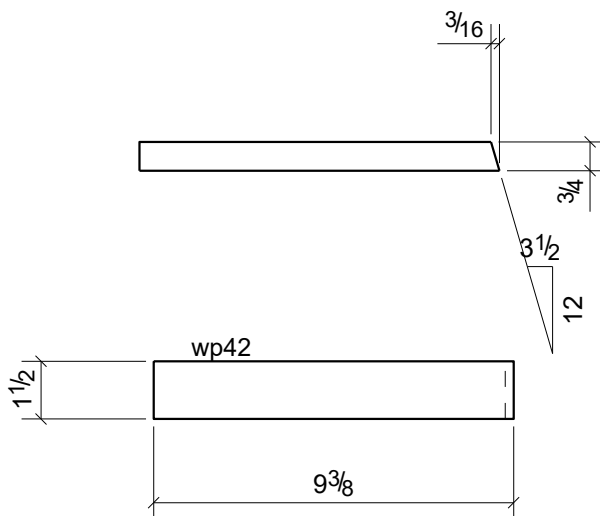
						1	HR6
						Qty.	In Assembly
wp37	FL3/4"X1 1/2"	A36	1	3'-2"	173	12	
MARK	SIZE	GRADE	QTY.	LENGTH	AREA	WEIGHT	
MATERIAL LIST FOR WORKSHOP					TOTALS	173 <sup>2</sup>	12ft
Tekla structure				DRAWING No.	wp37		
				JOB No.	BLVD	DESCRIPTION	PART DRAWIN
				DRAWN BY		REVISION No.	1
				DATE DRAWN	11/24/2015	REVISION DATE	08/FEB/201



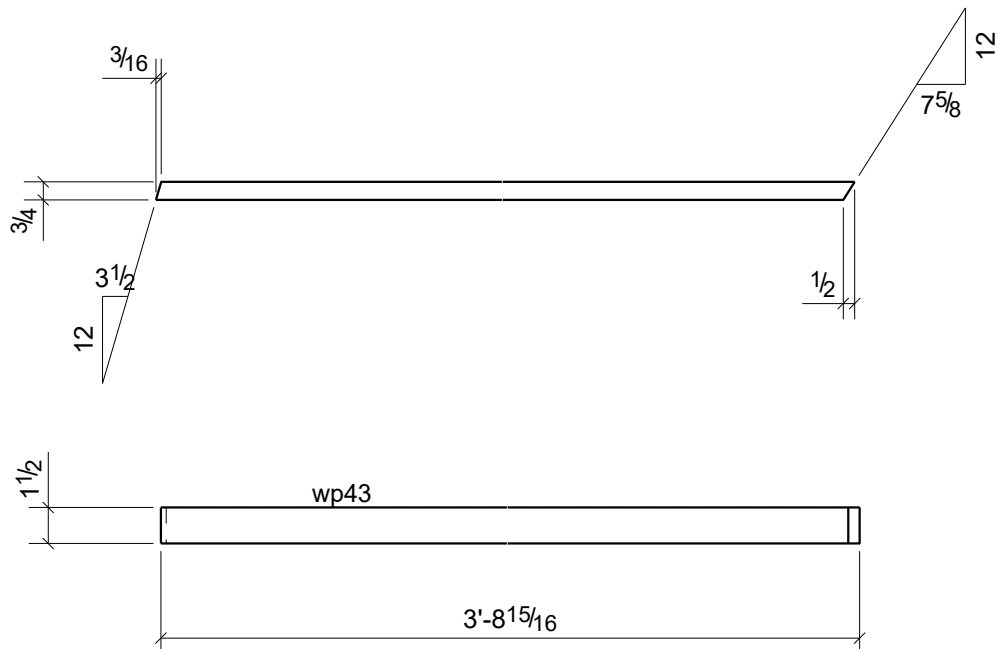
2	HR4
1	HR7
2	HR15
3	HR16
Qty.	In Assembly

wp38	FL3/4"X1 1/2"	A36	8	3'-0 1/2"	167	12
MARK	SIZE	GRADE	QTY.	LENGTH	AREA	WEIGHT
MATERIAL LIST FOR WORKSHOP					TOTALS	1332 <sup>2</sup>
						93 <sup>3</sup> ft

Tekla structure	.	DRAWING No.		wp38		
		JOB No.	BLVD	DESCRIPTION	PART DRAWIN	
		DRAWN BY		REVISION No.	1	
		DATE DRAWN	11/24/2015	REVISION DATE	08/FEB/201	



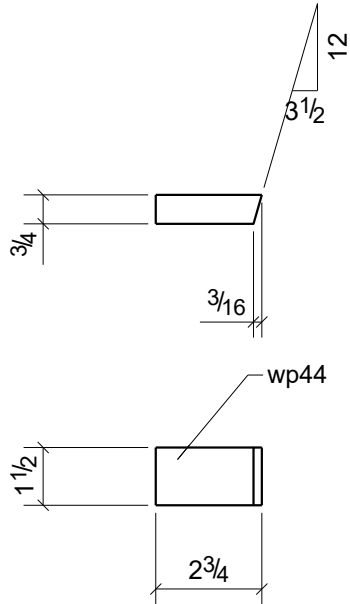
						1	HR7
						Qty.	In Assembly
wp42	FL3/4"X1 1/2"	A36	1	0'-9 3/8"	44	3	
MARK	SIZE	GRADE	QTY.	LENGTH	AREA	WEIGHT	
MATERIAL LIST FOR WORKSHOP					TOTALS	44	153ft
Tekla structure			DRAWING No.		wp42		
			JOB No.		BLVD	DESCRIPTION	PART DRAWIN
			DRAWN BY			REVISION No.	1
			DATE DRAWN		11/24/2015	REVISION DATE	08/FEB/201



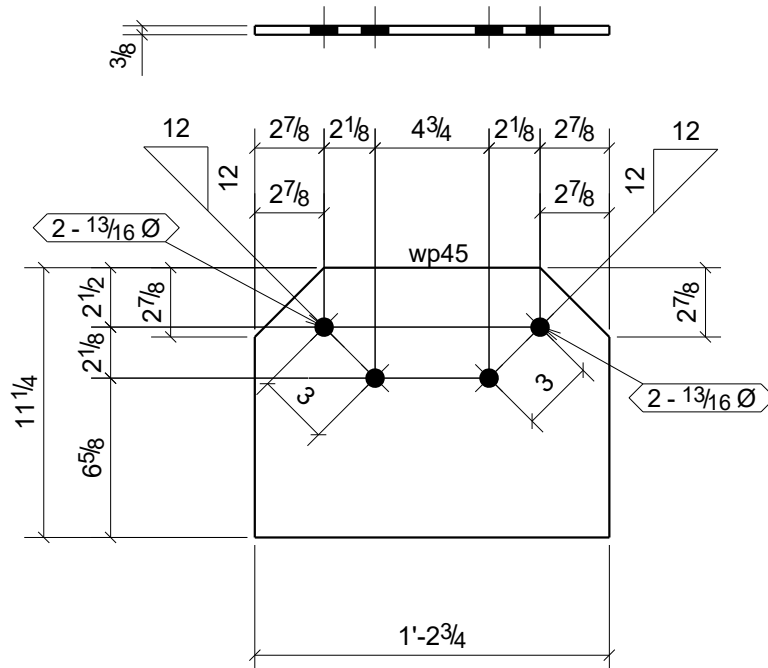
1	HR6
1	HR7
Qty.	In Assembly

wp43	FL3/4"X1 1/2"	A36	2	3'-8 15/16"	203	14
MARK	SIZE	GRADE	QTY.	LENGTH	AREA	WEIGHT
MATERIAL LIST FOR WORKSHOP					TOTALS	406 <sup>2</sup>
						28ft

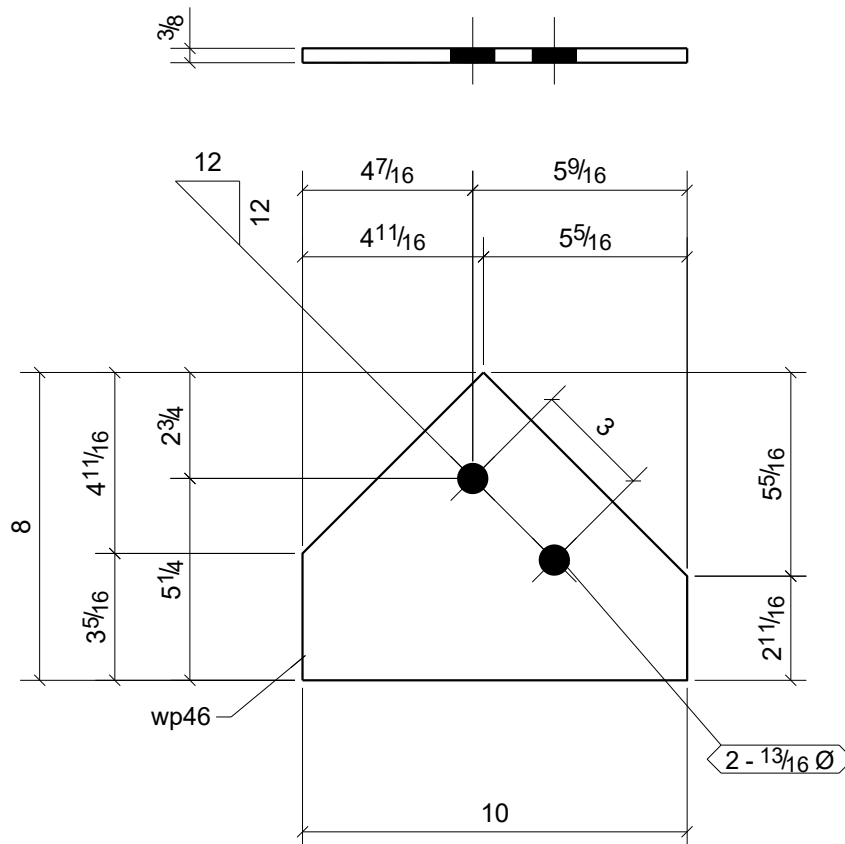
Tekla structure	.	DRAWING No.		wp43		
		JOB No.	BLVD	DESCRIPTION	PART DRAWIN	
		DRAWN BY		REVISION No.	1	
		DATE DRAWN	11/24/2015	REVISION DATE	08/FEB/201	



					1	HR6
					Qty.	In Assembly
wp44	FL3/4"X1 1/2"	A36	1	0'-2 3/4"	14	1
MARK	SIZE	GRADE	QTY.	LENGTH	AREA	WEIGHT
MATERIAL LIST FOR WORKSHOP					14'	15/ft
Tekla structure			DRAWING No.		wp44	
			JOB No.	BLVD	DESCRIPTION	PART DRAWIN
			DRAWN BY		REVISION No.	1
			DATE DRAWN	11/24/2015	REVISION DATE	08/FEB/201



						1	ST2
						Qty.	In Assembly
wp45	PL3/8"X11 1/4"	A36	1	1'-2 3/4"	333	17	
MARK	SIZE	GRADE	QTY.	LENGTH	AREA	WEIGHT	
MATERIAL LIST FOR WORKSHOP					TOTALS	333 <sup>2</sup>	17 <sup>1</sup>
Tekla structure			DRAWING No.		wp45		
			JOB No.	BLVD	DESCRIPTION	PART DRAWIN	
			DRAWN BY		REVISION No.	1	
			DATE DRAWN	02/08/2016	REVISION DATE	08/FEB/201	



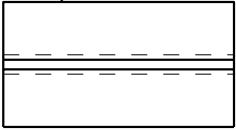
1	C1
1	C2
1	C3
1	C4
Qty.	In Assembly

wp46	PL3/8"X8"	A36	4	0'-10"	121	6
MARK	SIZE	GRADE	QTY.	LENGTH	AREA	WEIGHT
MATERIAL LIST FOR WORKSHOP					TOTALS	
					485 <sup>2</sup>	23 <sup>ft</sup>

Tekla structure	.	DRAWING No. wp46			
		JOB No.	BLVD	DESCRIPTION	PART DRAWIN
		DRAWN BY		REVISION No.	1
		DATE DRAWN	01/27/2016	REVISION DATE	08/FEB/201

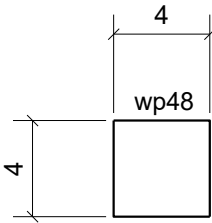


wp47



SELF CLOSING HINGE  
IS A BOUGHT OUT ITEM

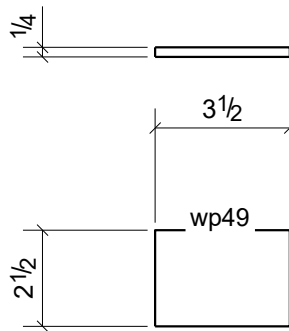
						3	SC9
						Qty.	In Assembly
wp47	SELF CLOSING HINGE	A36	3		53	2	
MARK	SIZE	GRADE	QTY.	LENGTH	AREA	WEIGHT	
MATERIAL LIST FOR WORKSHOP					TOTALS	150 <sup>2</sup>	150ft
Tekla structure				DRAWING No.	wp47		
				JOB No.	BLVD	DESCRIPTION	PART DRAWIN
				DRAWN BY		REVISION No.	0
				DATE DRAWN	11/24/2015	REVISION DATE	08/FEB/201



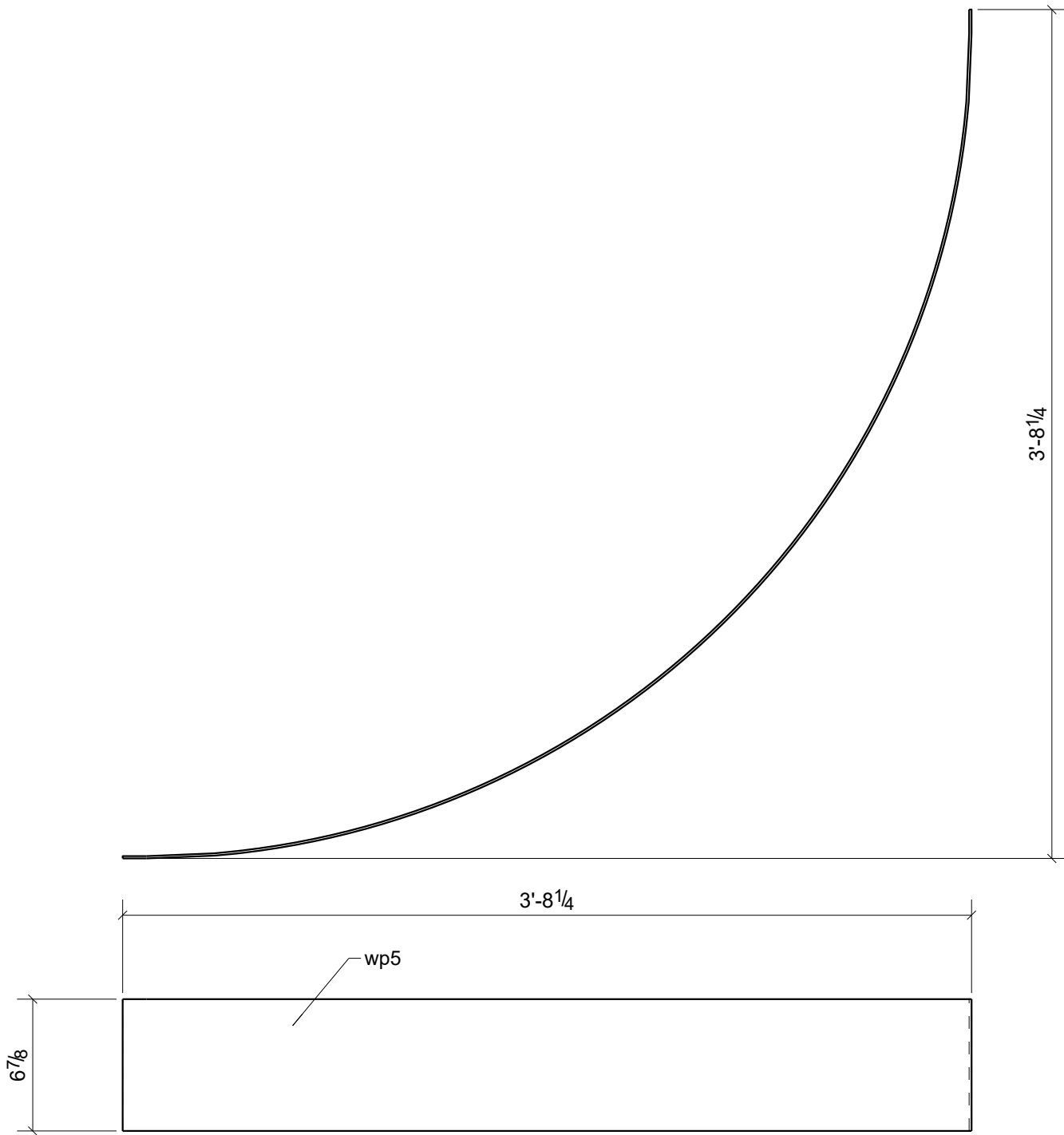
1	SC1
1	SC3
3	SC8
5	SC10
3	SC12
2	SC14
1	SC16
Qty.	In Assembly

wp48	FL1/4"X4"	A36	16	0'-4"	36	1
MARK	SIZE	GRADE	QTY.	LENGTH	AREA	WEIGHT
MATERIAL LIST FOR WORKSHOP					TOTALS	576 <sup>2</sup> 180ft

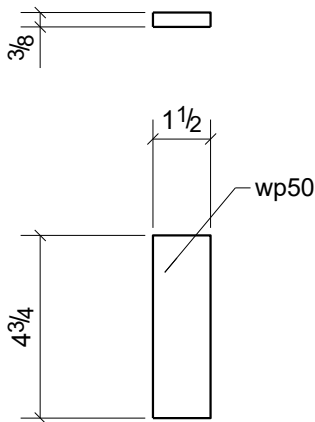
Tekla structure	.	DRAWING No.		wp48		
		JOB No.	BLVD	DESCRIPTION	PART DRAWIN	
		DRAWN BY		REVISION No.	0	
		DATE DRAWN	11/24/2015	REVISION DATE	08/FEB/201	



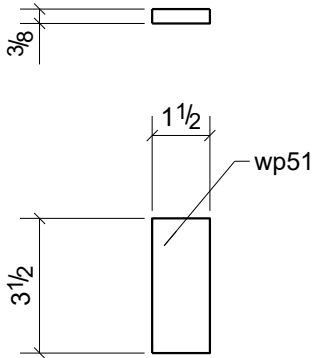
						1	SC10
						Qty.	In Assembly
wp49	FL1/4"X2 1/2"	A36	1	0'-3 1/2"	20	1	
MARK	SIZE	GRADE	QTY.	LENGTH	AREA	WEIGHT	
MATERIAL LIST FOR WORKSHOP					TOTALS	20 <sup>2</sup>	15/ft
Tekla structure				DRAWING No.	wp49		
				JOB No.	BLVD	DESCRIPTION	PART DRAWIN
				DRAWN BY		REVISION No.	0
				DATE DRAWN	11/24/2015	REVISION DATE	08/FEB/201



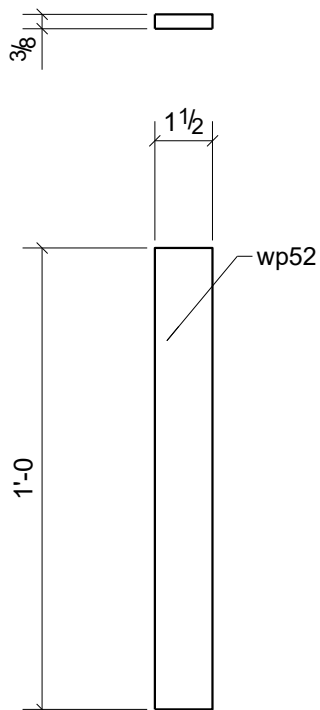
						4	M2
						Qty.	In Assembly
wp5	PLT1/8"X6 7/8"	A36	4	5'-9 7/8"	981	17	
MARK	SIZE	GRADE	QTY.	LENGTH	AREA	WEIGHT	
MATERIAL LIST FOR WORKSHOP					TOTALS	3923 <sup>2</sup>	680ft
Tekla structure				DRAWING No.	wp5		
				JOB No.	BLVD	DESCRIPTION	PART DRAWIN
				DRAWN BY		REVISION No.	
				DATE DRAWN	02/08/2016	REVISION DATE	



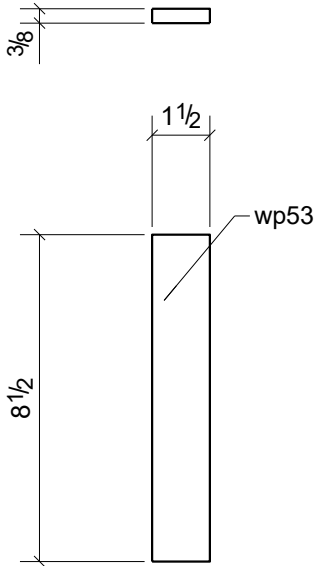
						1	ST1
						Qty.	In Assembly
wp50	FL3/8"X1 1/2"	A36	1	0'-4 3/4"	19	1	
MARK	SIZE	GRADE	QTY.	LENGTH	AREA	WEIGHT	
MATERIAL LIST FOR WORKSHOP					TOTALS	19'	15/ft
Tekla structure				DRAWING No.	wp50		
				JOB No.	BLVD	DESCRIPTION	PART DRAWIN
				DRAWN BY		REVISION No.	1
				DATE DRAWN	11/24/2015	REVISION DATE	08/FEB/201



						2	ST1
						Qty.	In Assembly
wp51	FL3/8"X1 1/2"	A36	2	0'-3 1/2"	14	1	
MARK	SIZE	GRADE	QTY.	LENGTH	AREA	WEIGHT	
MATERIAL LIST FOR WORKSHOP					TOTALS	26'	154 ft
Tekla structure				DRAWING No.	wp51		
				JOB No.	BLVD	DESCRIPTION	PART DRAWIN
				DRAWN BY		REVISION No.	1
				DATE DRAWN	11/24/2015	REVISION DATE	08/FEB/201

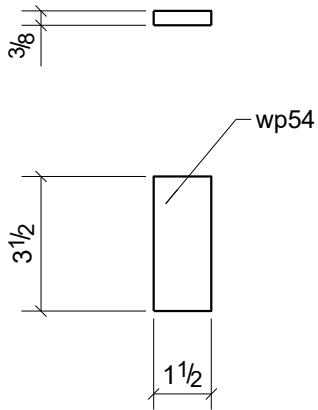


						1	ST2
						Qty.	In Assembly
wp52	FL3/8"X1 1/2"	A36	1	1'-0"	46	2	
MARK	SIZE	GRADE	QTY.	LENGTH	AREA	WEIGHT	
MATERIAL LIST FOR WORKSHOP					TOTALS	46	12ft
Tekla structure			DRAWING No.		wp52		
			JOB No.		BLVD	DESCRIPTION	PART DRAWIN
			DRAWN BY			REVISION No.	1
			DATE DRAWN		11/24/2015	REVISION DATE	08/FEB/201

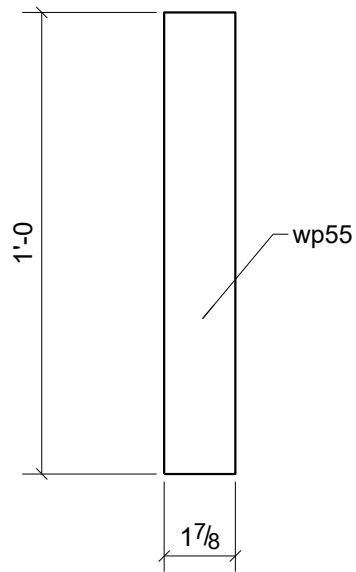
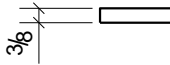


						2	ST1
						Qty.	In Assembly
wp53	FL3/8"X1 1/2"	A36	2	0'-8 1/2"	33	1	
MARK	SIZE	GRADE	QTY.	LENGTH	AREA	WEIGHT	
MATERIAL LIST FOR WORKSHOP					TOTALS	66'	153ft
Tekla structure				DRAWING No.	wp53		
				JOB No.	BLVD	DESCRIPTION	PART DRAWIN
				DRAWN BY		REVISION No.	1
				DATE DRAWN	11/24/2015	REVISION DATE	08/FEB/201

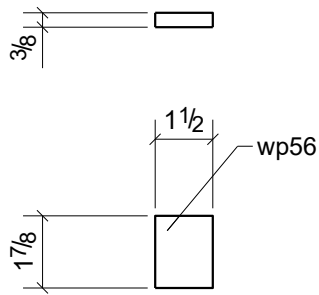




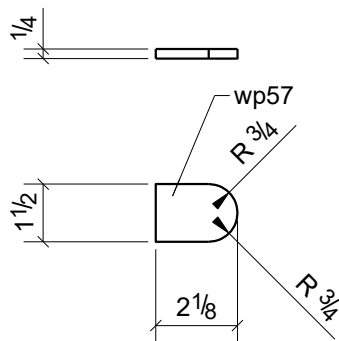
					1	ST2
					Qty.	In Assembly
wp54	FL3/8"X1 1/2"	A36	1	0'-3 1/2"	14	1
MARK	SIZE	GRADE	QTY.	LENGTH	AREA	WEIGHT
MATERIAL LIST FOR WORKSHOP					14'	15/ft
Tekla structure			DRAWING No.		wp54	
			JOB No.	BLVD	DESCRIPTION	PART DRAWIN
			DRAWN BY		REVISION No.	1
			DATE DRAWN	11/24/2015	REVISION DATE	08/FEB/201



						1	ST2
						Qty.	In Assembly
wp55	PL3/8"X1 7/8"	A36	1	1'-0"	55	2	
MARK	SIZE	GRADE	QTY.	LENGTH	AREA	WEIGHT	
MATERIAL LIST FOR WORKSHOP					TOTALS	55 <sup>2</sup>	12ft
Tekla structure				DRAWING No.	wp55		
				JOB No.	BLVD	DESCRIPTION	PART DRAWIN
				DRAWN BY		REVISION No.	1
				DATE DRAWN	11/24/2015	REVISION DATE	08/FEB/201



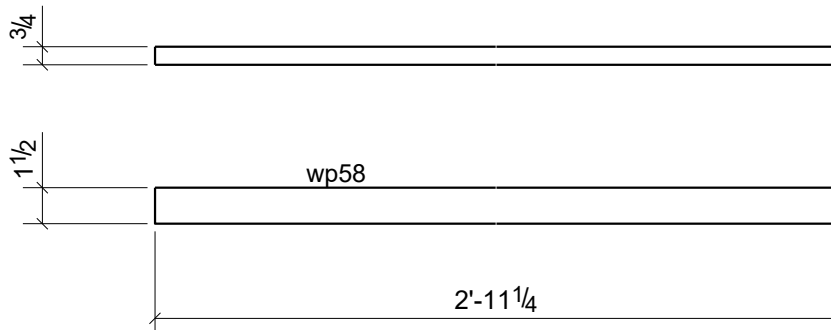
						1	ST1
						Qty.	In Assembly
wp56	FL3/8"X1 1/2"	A36	1	0'-1 7/8"	8	0	
MARK	SIZE	GRADE	QTY.	LENGTH	AREA	WEIGHT	
MATERIAL LIST FOR WORKSHOP					TOTALS	sq	lb/ft
Tekla structure				DRAWING No.	wp56		
				JOB No.	BLVD	DESCRIPTION	PART DRAWIN
				DRAWN BY		REVISION No.	1
				DATE DRAWN	11/24/2015	REVISION DATE	08/FEB/201



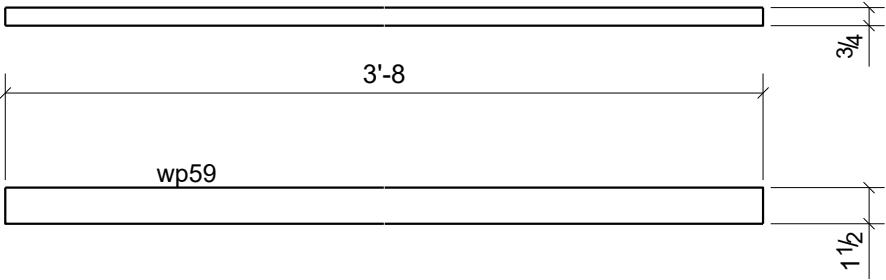
1	HR4
Qty.	In Assembly

wp57	FL1/4"X1 1/2"	A36	1	0'-2 1/8"	8	0
MARK	SIZE	GRADE	QTY.	LENGTH	AREA	WEIGHT
MATERIAL LIST FOR WORKSHOP					TOTALS	
					sq	lb/ft

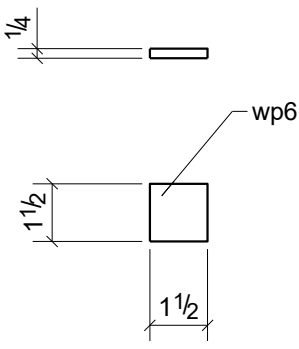
Tekla structure	.	DRAWING No.		wp57		
		JOB No.	BLVD	DESCRIPTION	PART DRAWIN	
		DRAWN BY		REVISION No.	1	
		DATE DRAWN	11/24/2015	REVISION DATE	08/FEB/201	



						6	HR16
						Qty.	In Assembly
wp58	FL3/4"X1 1/2"	A36	6	2'-11 1/4"	161	11	
MARK	SIZE	GRADE	QTY.	LENGTH	AREA	WEIGHT	
MATERIAL LIST FOR WORKSHOP					TOTALS	965 <sup>2</sup>	67ft
Tekla structure				DRAWING No.	wp58		
				JOB No.	BLVD	DESCRIPTION	PART DRAWIN
				DRAWN BY		REVISION No.	1
				DATE DRAWN	11/24/2015	REVISION DATE	08/FEB/201

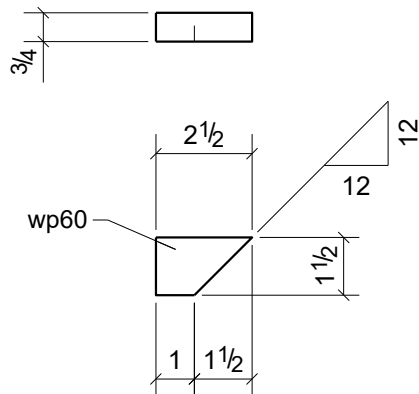


						2	HR15
						Qty.	In Assembly
wp59	FL3/4"X1 1/2"	A36	2	3'-8"	200	14	
MARK	SIZE	GRADE	QTY.	LENGTH	AREA	WEIGHT	
MATERIAL LIST FOR WORKSHOP					TOTALS	401 <sup>2</sup>	280ft
Tekla structure				DRAWING No.	wp59		
				JOB No.	BLVD	DESCRIPTION	PART DRAWIN
				DRAWN BY		REVISION No.	1
				DATE DRAWN	11/24/2015	REVISION DATE	08/FEB/201



1	C11
1	C12
1	HR1
1	HR5
1	HR10
1	HR17
Qty.	In Assembly

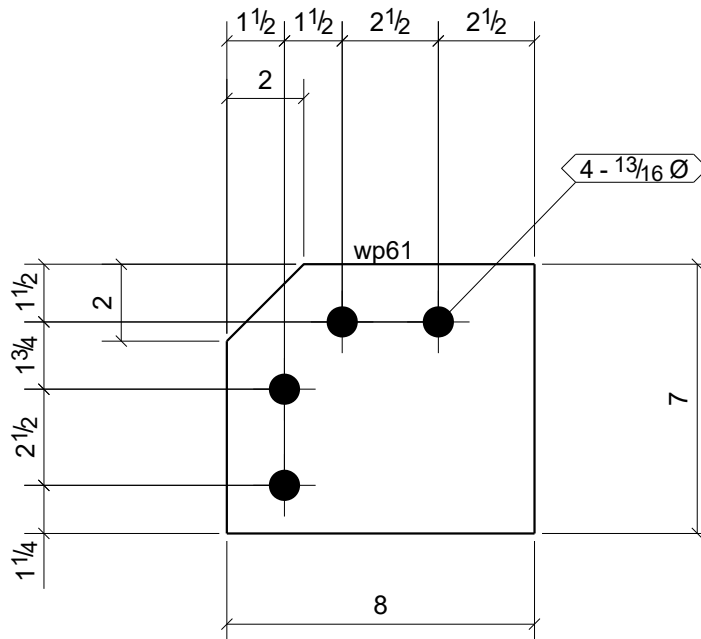
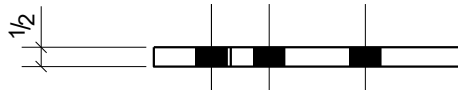
wp6	FL1/4"X1 1/2"	A36	6	0'-1 1/2"	6	0
MARK	SIZE	GRADE	QTY.	LENGTH	AREA	WEIGHT
MATERIAL LIST FOR WORKSHOP					TOTALS	36 <sup>2</sup> lbs/ft
Tekla structure			DRAWING No.		wp6	
			JOB No.		BLVD	PART DRAWIN
			DRAWN BY		REVISION No.	
			DATE DRAWN		11/24/2015	REVISION DATE



2	HR4
2	HR7
2	HR15
2	HR16
Qty.	In Assembly

wp60	FL3/4"X1 1/2"	A36	8	0'-2 1/2"	11	1	
MARK	SIZE	GRADE	QTY.	LENGTH	AREA	WEIGHT	
MATERIAL LIST FOR WORKSHOP					TOTALS	85 <sup>2</sup> 14ft	
Tekla structure	.			DRAWING No. wp60			
				JOB No. BLVD		DESCRIPTION	PART DRAWIN
				DRAWN BY		REVISION No.	1
				DATE DRAWN 11/24/2015		REVISION DATE	08/FEB/201

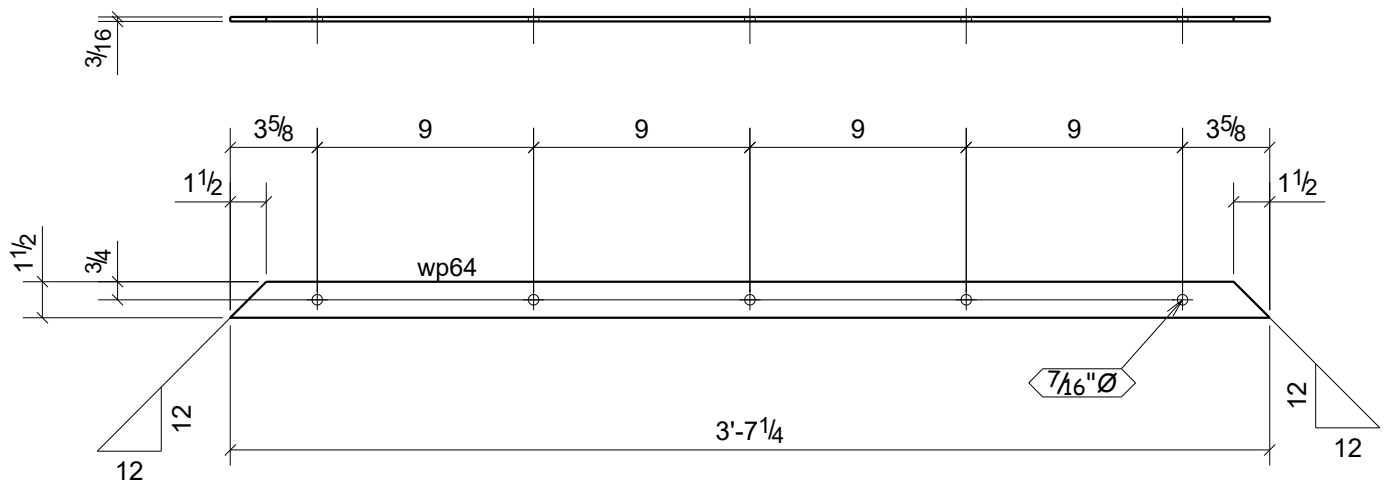




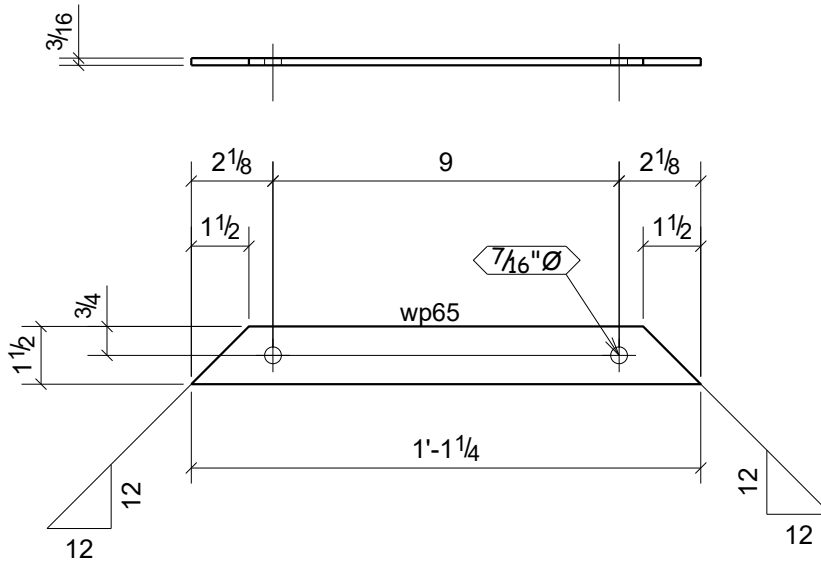
1	C7
1	ST2
Qty.	In Assembly

wp61	FL1/2"X7"	A36	2	0'-8"	122	8
MARK	SIZE	GRADE	QTY.	LENGTH	AREA	WEIGHT
MATERIAL LIST FOR WORKSHOP					TOTALS	245 <sup>2</sup> 150ft

Tekla structure	.	DRAWING No.		wp61		
		JOB No.	BLVD	DESCRIPTION	PART DRAWIN	
		DRAWN BY		REVISION No.	1	
		DATE DRAWN	11/24/2015	REVISION DATE	08/FEB/201	



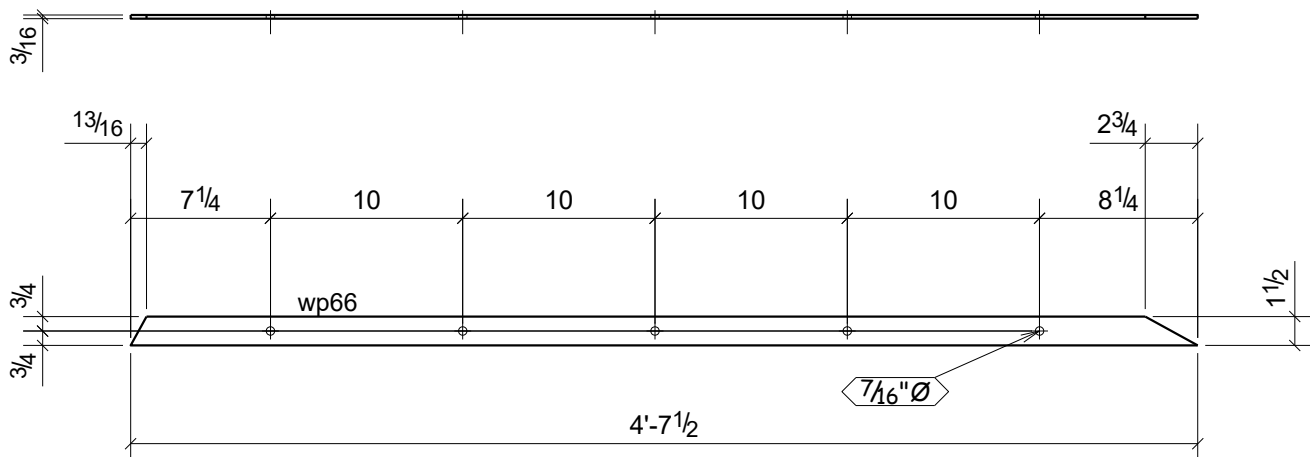
						4	HR17
						Qty.	In Assembly
wp64	FL3/16"X1 1/2"	A36	4	3'-7 1/4"	142	3	
MARK	SIZE	GRADE	QTY.	LENGTH	AREA	WEIGHT	
MATERIAL LIST FOR WORKSHOP					TOTALS	567 <sup>2</sup>	150ft
Tekla structure			DRAWING No.		wp64		
			JOB No.	BLVD	DESCRIPTION	PART DRAWIN	
			DRAWN BY		REVISION No.		
			DATE DRAWN	02/02/2016	REVISION DATE		



16	HR8
20	HR9
16	HR10
20	HR11
20	HR12
16	HR13
20	HR14
4	HR17
Qty.	In Assembly

wp65	FL3/16"X1 1/2"	A36	132	1'-1 1/4"	40	1
MARK	SIZE	GRADE	QTY.	LENGTH	AREA	WEIGHT
MATERIAL LIST FOR WORKSHOP					TOTALS	5340 <sup>2</sup>
						124ft

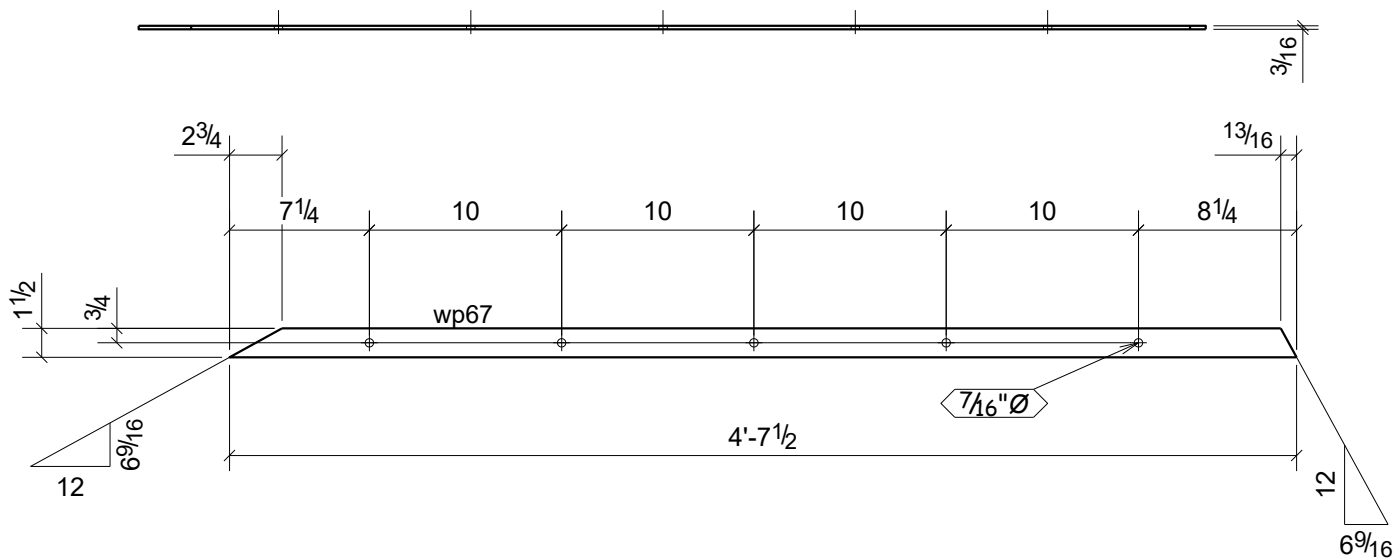
Tekla structure	.	DRAWING No.		wp65		
		JOB No.	BLVD	DESCRIPTION	PART DRAWIN	
		DRAWN BY		REVISION No.		
		DATE DRAWN	02/02/2016	REVISION DATE		



4	HR6
4	HR7
Qty.	In Assembly

wp66	FL3/16"X1 1/2"	A36	8	4'-7 1/2"	182	4
MARK	SIZE	GRADE	QTY.	LENGTH	AREA	WEIGHT
MATERIAL LIST FOR WORKSHOP					TOTALS	1458
						34ft

Tekla structure	.	DRAWING No.		wp66		
		JOB No.	BLVD	DESCRIPTION	PART DRAWIN	
		DRAWN BY		REVISION No.	1	
		DATE DRAWN	02/02/2016	REVISION DATE	08/FEB/201	



4	HR6
4	HR7
Qty.	In Assembly

wp67	FL3/16"X1 1/2"	A36	8	4'-7 1/2"	182	4
MARK	SIZE	GRADE	QTY.	LENGTH	AREA	WEIGHT
MATERIAL LIST FOR WORKSHOP					TOTALS	1458
						34ft

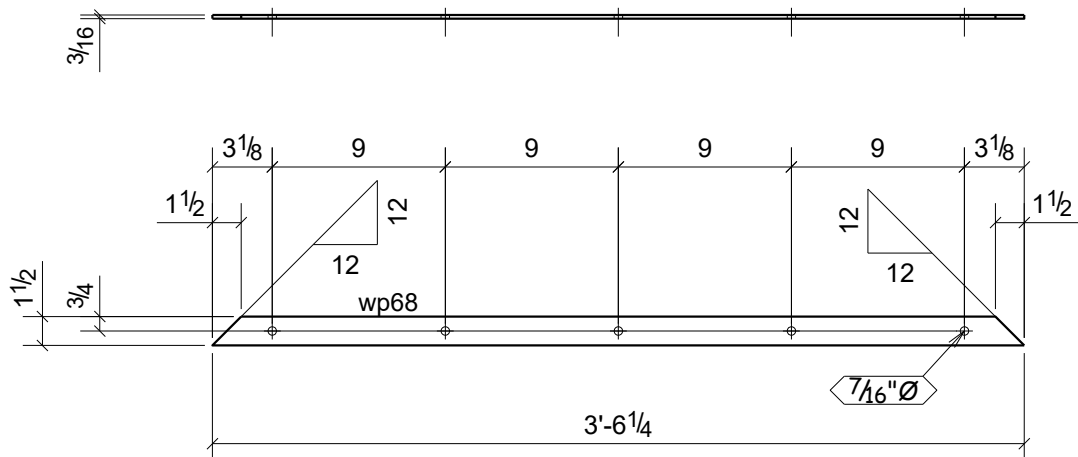
Tekla structure

•  
0  
0

DRAWING No.

wp67

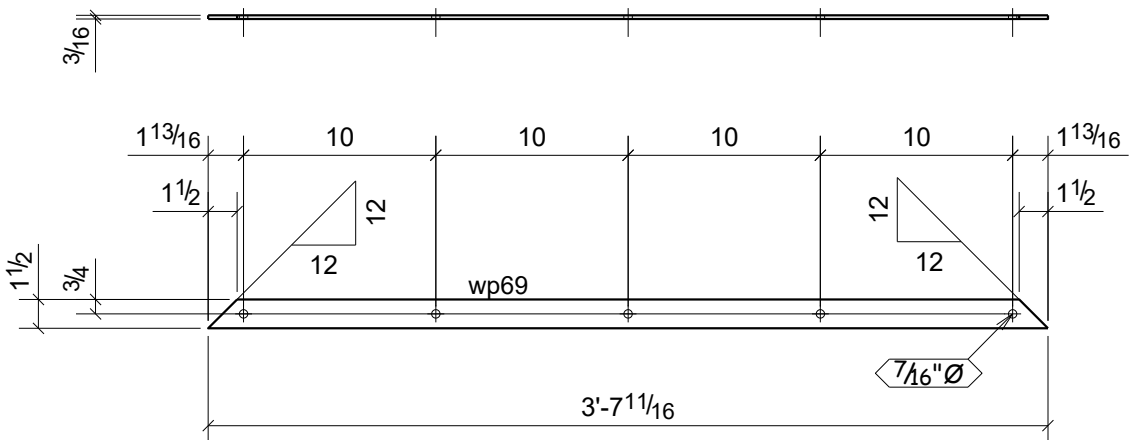
JOB No.	BLVD	DESCRIPTION	PART DRAWIN
DRAWN BY		REVISION No.	1
DATE DRAWN	02/02/2016	REVISION DATE	08/FEB/201



16	HR13
20	HR14
Qty.	In Assembly

wp68	FL3/16"X1 1/2"	A36	36	3'-6 1/4"	138	3
MARK	SIZE	GRADE	QTY.	LENGTH	AREA	WEIGHT
MATERIAL LIST FOR WORKSHOP					TOTALS	
					4977 <sup>2</sup>	1167ft

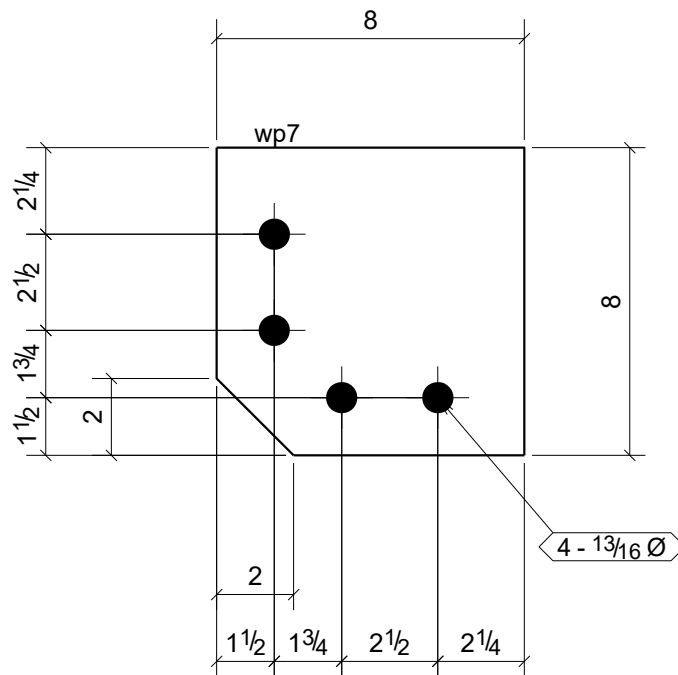
Tekla structure	.	DRAWING No.		wp68		
		JOB No.	BLVD	DESCRIPTION	PART DRAWIN	
		DRAWN BY		REVISION No.		
		DATE DRAWN	02/02/2016	REVISION DATE		



16	HR8
20	HR9
20	HR12
Qty.	In Assembly

wp69	FL3/16"X1 1/2"	A36	56	3'-7 11/16"	143	3
MARK	SIZE	GRADE	QTY.	LENGTH	AREA	WEIGHT
MATERIAL LIST FOR WORKSHOP					TOTALS	8016 <sup>2</sup> 1880ft

Tekla structure	.	DRAWING No.		wp69		
		JOB No.	BLVD	DESCRIPTION	PART DRAWIN	
		DRAWN BY		REVISION No.		
		DATE DRAWN	02/02/2016	REVISION DATE		

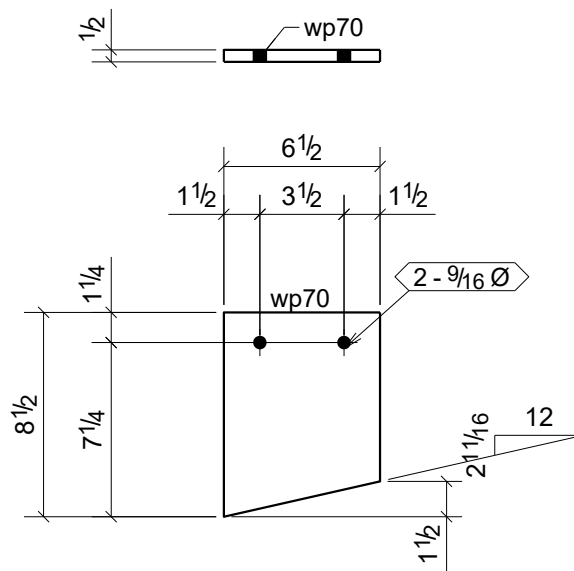


1	C6
1	C8
Qty.	In Assembly

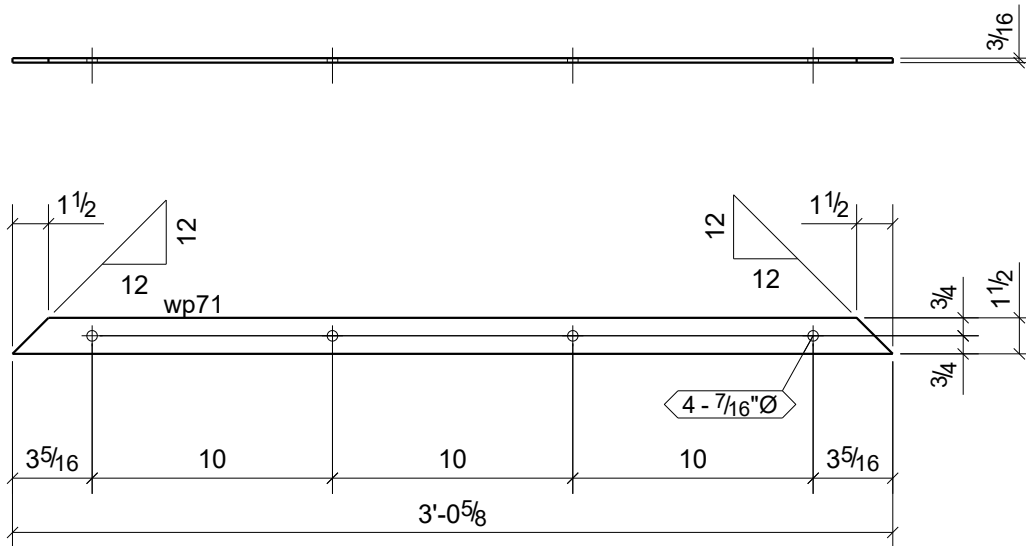
wp7	FL1/2"X8"	A36	2	0'-8"	139	9
MARK	SIZE	GRADE	QTY.	LENGTH	AREA	WEIGHT
MATERIAL LIST FOR WORKSHOP					TOTALS	276

Tekla structure	DRAWING No. wp7					
	JOB No.		BLVD	DESCRIPTION	PART DRAWIN	
	DRAWN BY			REVISION No.	1	
	DATE DRAWN		11/24/2015	REVISION DATE	08/FEB/201	

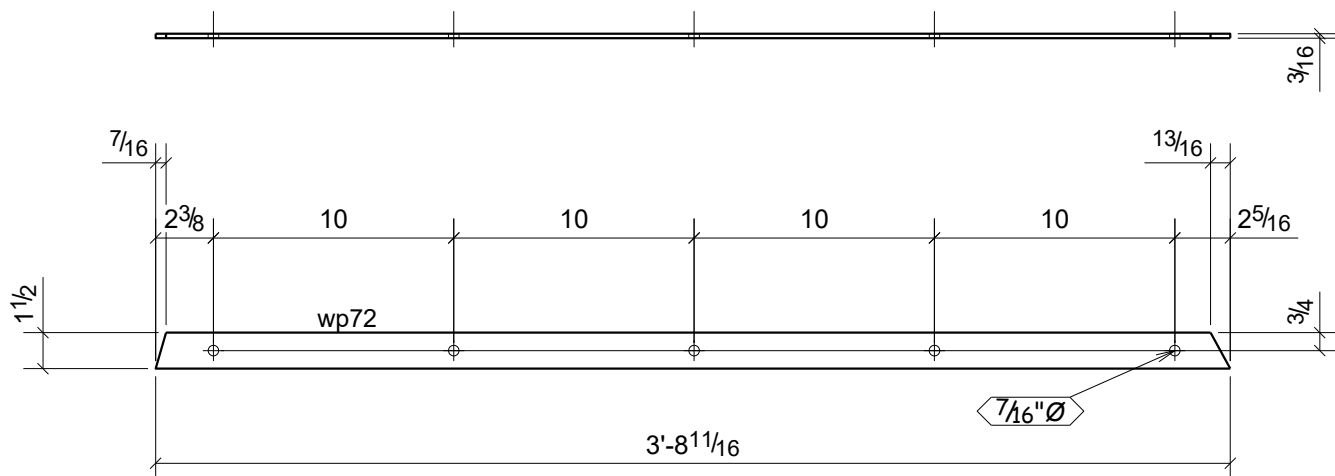




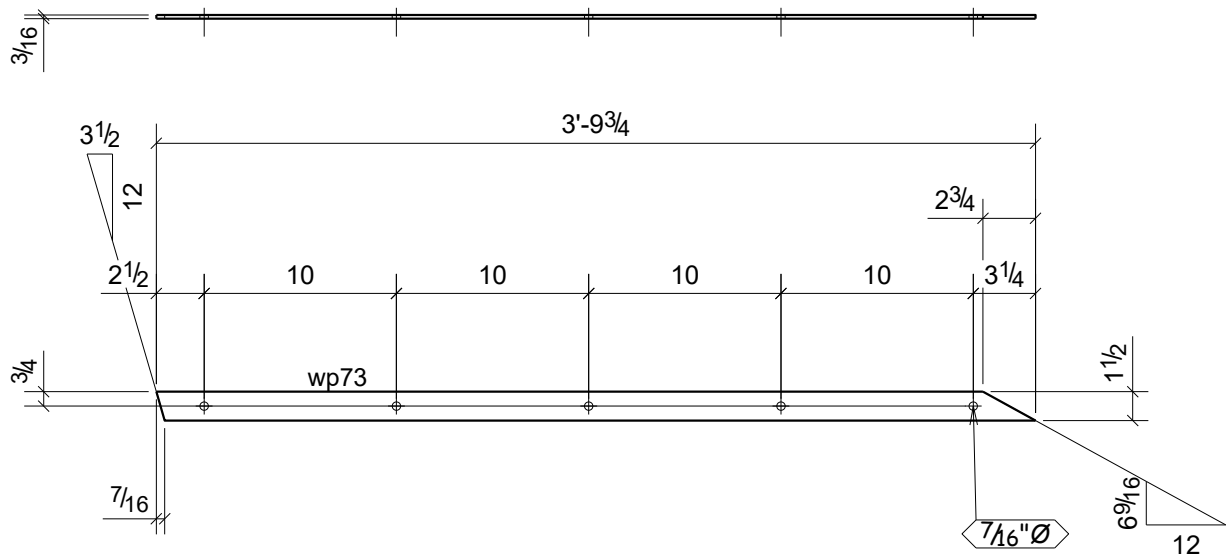
						1	SC10
						Qty.	In Assembly
wp70	FL1/2"X6 1/2"	A36	1	0'-8 1/2"	115	7	
MARK	SIZE	GRADE	QTY.	LENGTH	AREA	WEIGHT	
MATERIAL LIST FOR WORKSHOP					TOTALS	115 <sup>2</sup>	lb/ft
Tekla structure				DRAWING No.	wp70		
				JOB No.	BLVD	DESCRIPTION	PART DRAWIN
				DRAWN BY		REVISION No.	0
				DATE DRAWN	02/03/2016	REVISION DATE	08/FEB/201



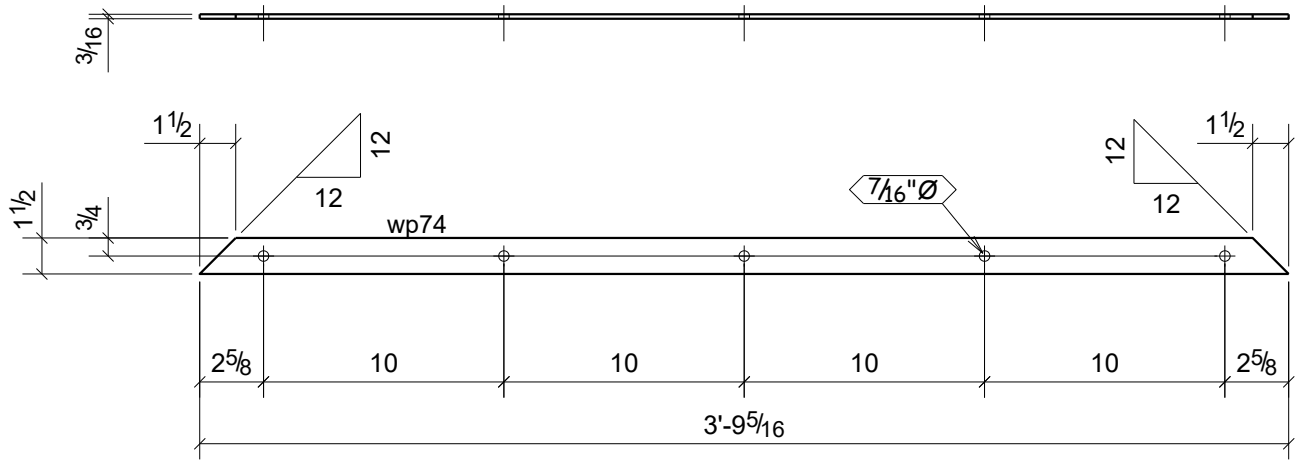
						4	GT1
						Qty.	In Assembly
wp71	FL3/16"X1 1/2"	A36	4	3'-0 5/8"	119	3	
MARK	SIZE	GRADE	QTY.	LENGTH	AREA	WEIGHT	
MATERIAL LIST FOR WORKSHOP					TOTALS	477 <sup>2</sup>	111/ft
Tekla structure				DRAWING No.	wp71		
				JOB No.	BLVD	DESCRIPTION	PART DRAWIN
				DRAWN BY		REVISION No.	
				DATE DRAWN	02/18/2016	REVISION DATE	



						2	HR6
						Qty.	In Assembly
wp72	FL3/16"X1 1/2"	A36	2	3'-8 11/16"	149	4	
MARK	SIZE	GRADE	QTY.	LENGTH	AREA	WEIGHT	
MATERIAL LIST FOR WORKSHOP					TOTALS	290	157
Tekla structure			DRAWING No.		wp72		
			JOB No.		BLVD	DESCRIPTION	PART DRAWIN
			DRAWN BY			REVISION No.	1
			DATE DRAWN		02/02/2016	REVISION DATE	08/FEB/201



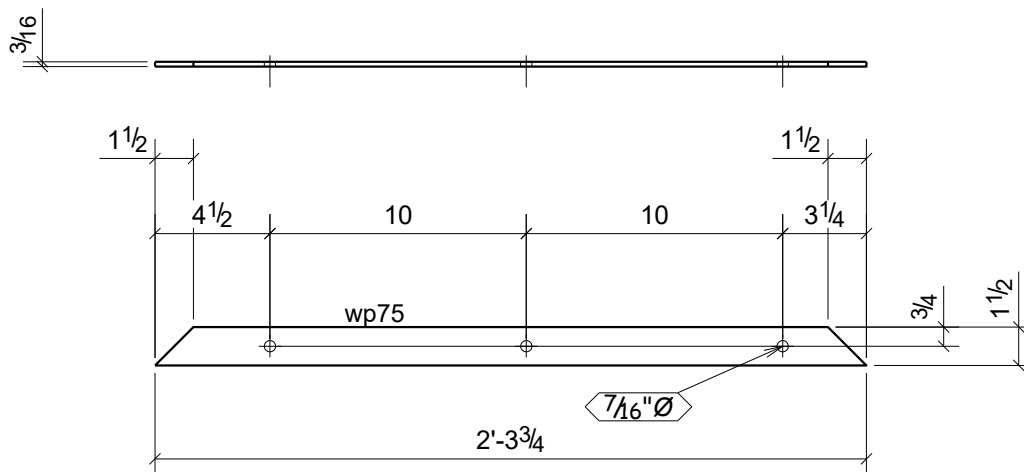
						2	HR6
						Qty.	In Assembly
wp73	FL3/16"X1 1/2"	A36	2	3'-9 3/4"	150	4	
MARK	SIZE	GRADE	QTY.	LENGTH	AREA	WEIGHT	
MATERIAL LIST FOR WORKSHOP					TOTALS	300 <sup>2</sup>	lb/ft
Tekla structure				DRAWING No.	wp73		
				JOB No.	BLVD	DESCRIPTION	PART DRAWIN
				DRAWN BY		REVISION No.	1
				DATE DRAWN	02/02/2016	REVISION DATE	08/FEB/201



16	HR10
20	HR11
Qty.	In Assembly

wp74	FL3/16"X1 1/2"	A36	36	3'-9 5/16"	149	3
MARK	SIZE	GRADE	QTY.	LENGTH	AREA	WEIGHT
MATERIAL LIST FOR WORKSHOP					TOTALS	5351 <sup>2</sup> 1260 <sup>ft</sup>

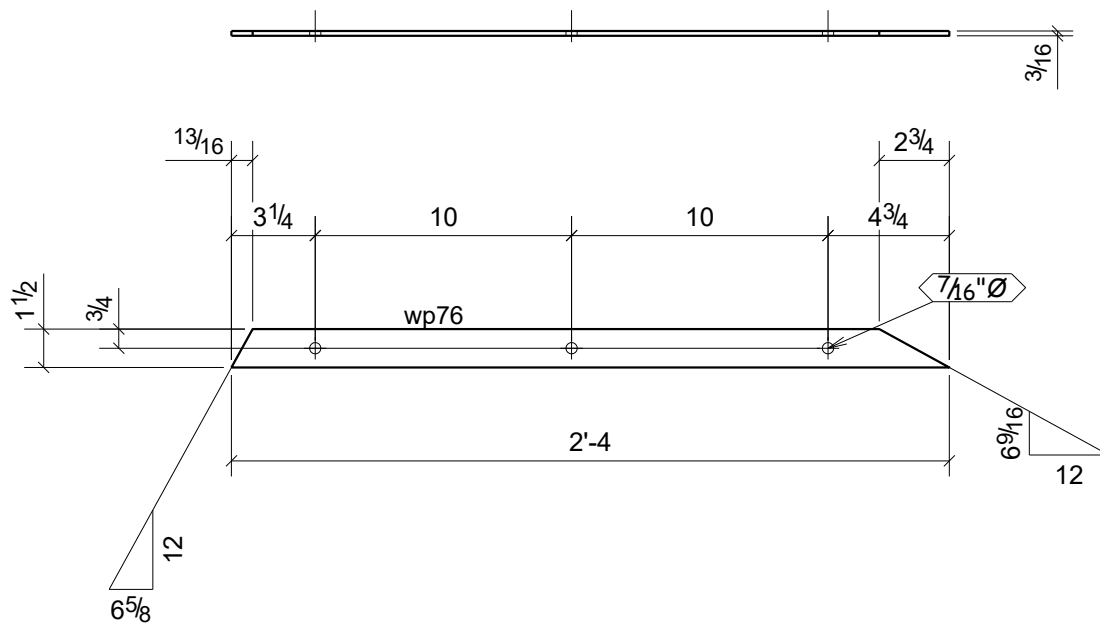
Tekla structure	.	DRAWING No.		wp74		
		JOB No.	BLVD	DESCRIPTION	PART DRAWIN	
		DRAWN BY		REVISION No.		
		DATE DRAWN	02/02/2016	REVISION DATE		



2	HR6
6	HR7
Qty.	In Assembly

wp75	FL3/16"X1 1/2"	A36	8	2'-3 3/4"	89	2
MARK	SIZE	GRADE	QTY.	LENGTH	AREA	WEIGHT
MATERIAL LIST FOR WORKSHOP					TOTALS	715 <sup>2</sup>
						167ft

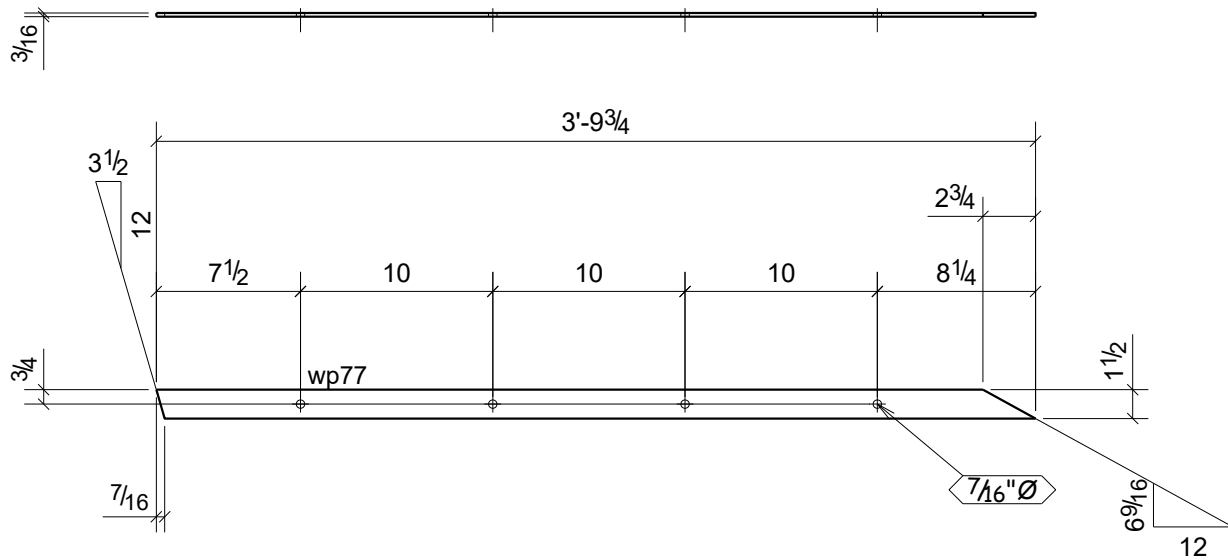
Tekla structure	.	DRAWING No.		wp75		
		JOB No.	BLVD	DESCRIPTION	PART DRAWIN	
		DRAWN BY		REVISION No.	1	
		DATE DRAWN	02/02/2016	REVISION DATE	08/FEB/201	



10	HR6
10	HR7
Qty.	In Assembly

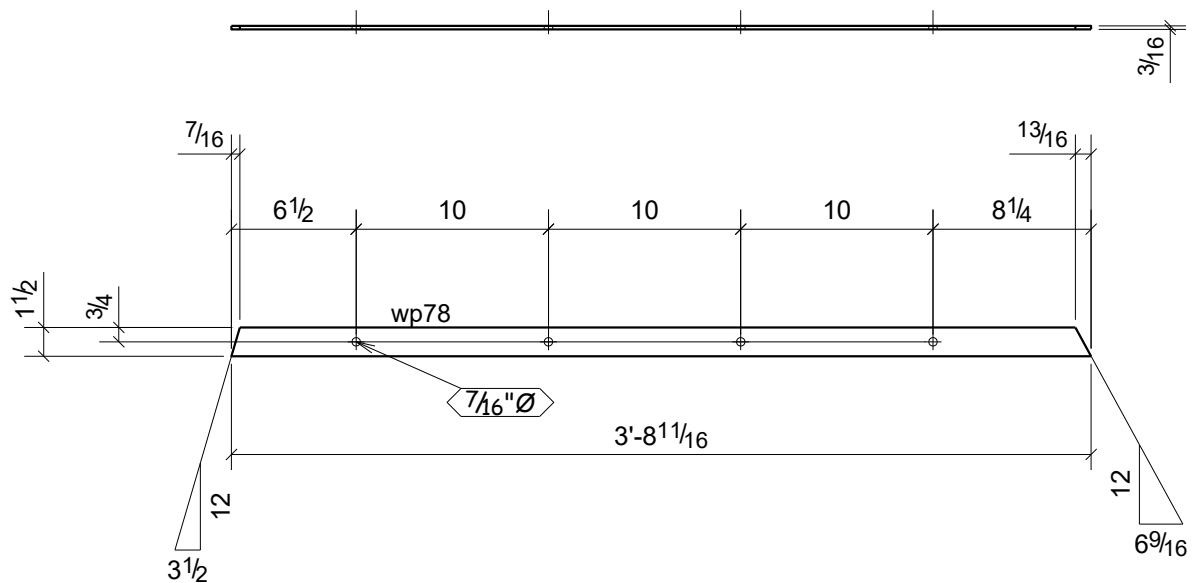
wp76	FL3/16"X1 1/2"	A36	20	2'-4"	89	2
MARK	SIZE	GRADE	QTY.	LENGTH	AREA	WEIGHT
MATERIAL LIST FOR WORKSHOP					TOTALS	1788
						42ft

Tekla structure	.	DRAWING No.		wp76		
		JOB No.	BLVD	DESCRIPTION	PART DRAWIN	
		DRAWN BY		REVISION No.	1	
		DATE DRAWN	02/02/2016	REVISION DATE	08/FEB/201	

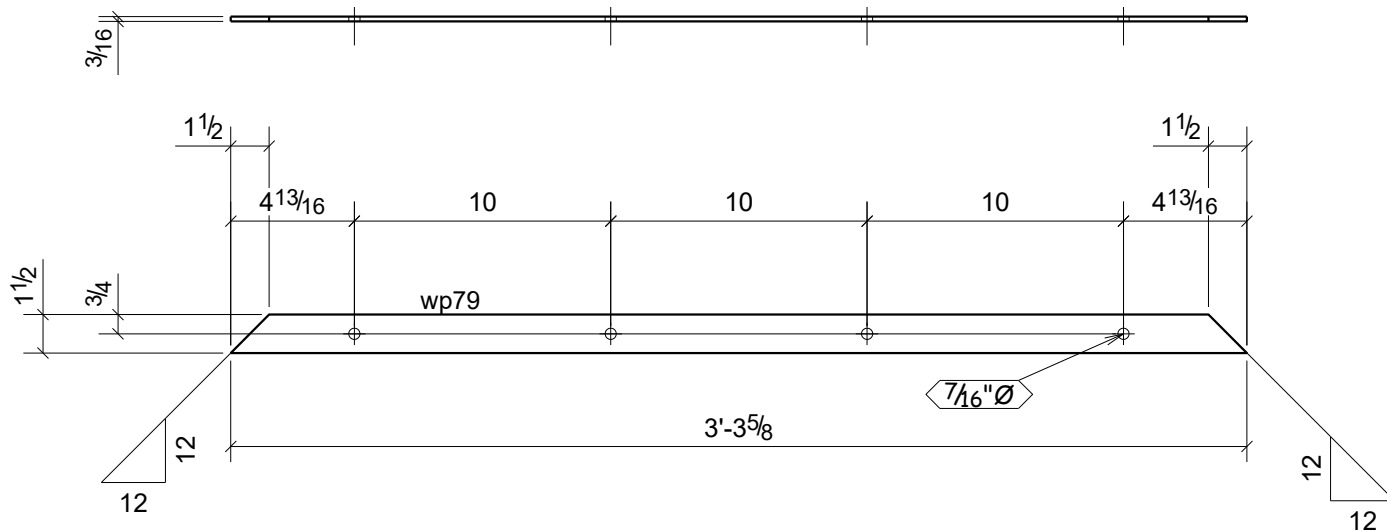


						2	HR7
						Qty.	In Assembly
wp77	FL3/16"X1 1/2"	A36	2	3'-9 3/4"	150	4	
MARK	SIZE	GRADE	QTY.	LENGTH	AREA	WEIGHT	
MATERIAL LIST FOR WORKSHOP					TOTALS	300 <sup>2</sup>	lb/ft
Tekla structure			DRAWING No.		wp77		
			JOB No.	BLVD	DESCRIPTION	PART DRAWIN	
			DRAWN BY		REVISION No.	1	
			DATE DRAWN	02/02/2016	REVISION DATE	08/FEB/201	

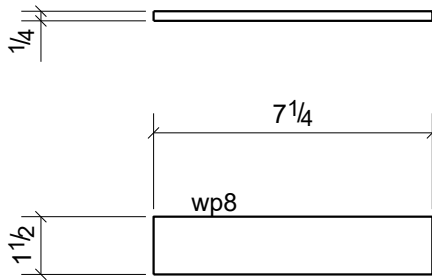




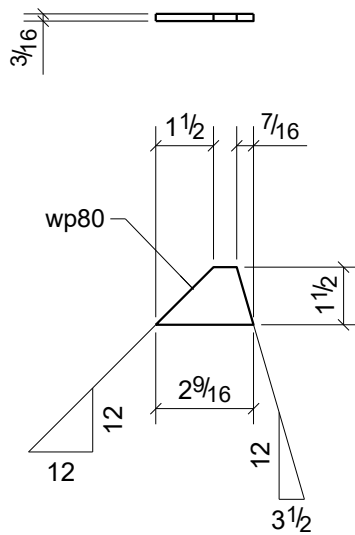
						2	HR7
						Qty.	In Assembly
wp78	FL3/16"X1 1/2"	A36	2	3'-8 11/16"	149	4	
MARK	SIZE	GRADE	QTY.	LENGTH	AREA	WEIGHT	
MATERIAL LIST FOR WORKSHOP					TOTALS	299	157
Tekla structure			DRAWING No.		wp78		
			JOB No.	BLVD	DESCRIPTION	PART DRAWIN	
			DRAWN BY		REVISION No.	1	
			DATE DRAWN	02/02/2016	REVISION DATE	08/FEB/201	



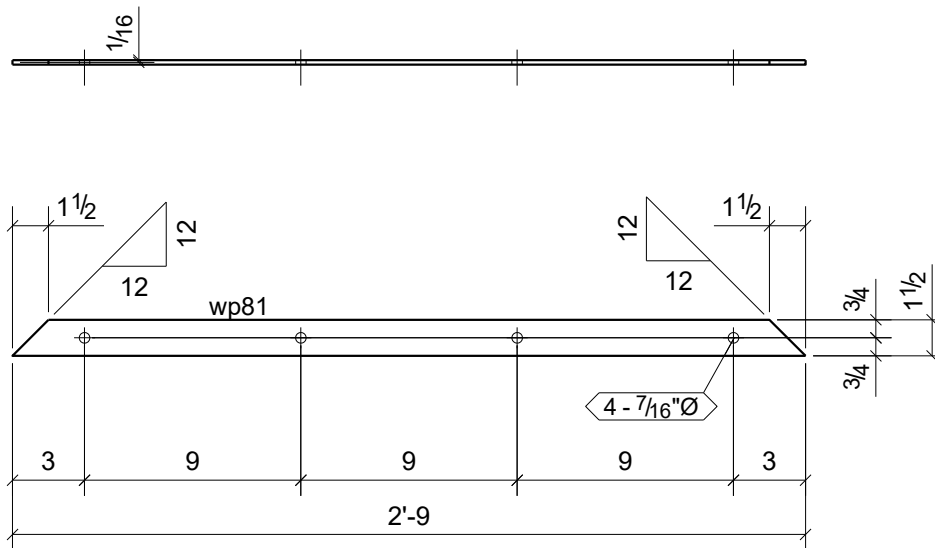
						4	HR7
						Qty.	In Assembly
wp79	FL3/16"X1 1/2"	A36	4	3'-3 5/8"	130	3	
MARK	SIZE	GRADE	QTY.	LENGTH	AREA	WEIGHT	
MATERIAL LIST FOR WORKSHOP					TOTALS	518 <sup>2</sup>	12ft
Tekla structure			DRAWING No.		wp79		
			JOB No.		BLVD	DESCRIPTION	PART DRAWIN
			DRAWN BY			REVISION No.	1
			DATE DRAWN		02/02/2016	REVISION DATE	08/FEB/201



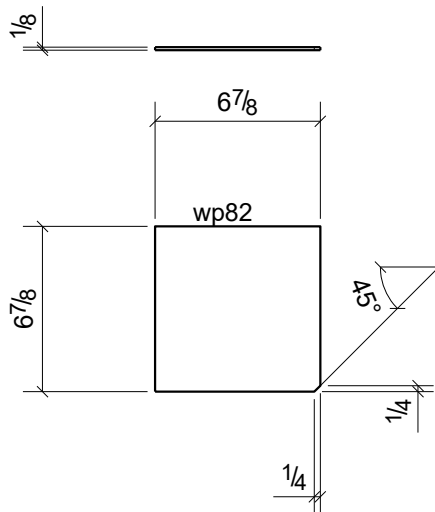
						2	ST2
						Qty.	In Assembly
wp8	FL1/4"X1 1/2"	A36	2	0'-7 1/4"	26	1	
MARK	SIZE	GRADE	QTY.	LENGTH	AREA	WEIGHT	
MATERIAL LIST FOR WORKSHOP					TOTALS	52 <sup>2</sup>	112ft
Tekla structure				DRAWING No.	wp8		
				JOB No.	BLVD	DESCRIPTION	PART DRAWIN
				DRAWN BY		REVISION No.	1
				DATE DRAWN	11/24/2015	REVISION DATE	08/FEB/201



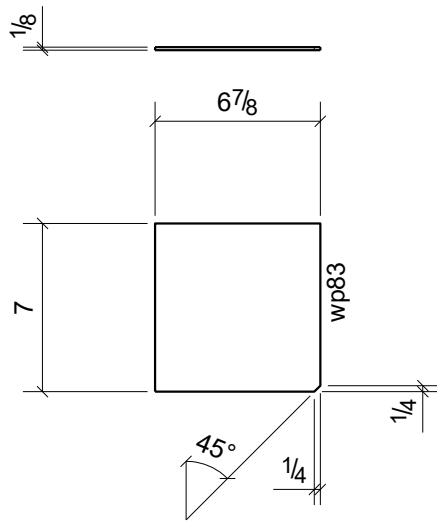
					2	HR6
					Qty.	In Assembly
wp80	FL3/16"X1 1/2"	A36	2	0'-2 9/16"	6	0
MARK	SIZE	GRADE	QTY.	LENGTH	AREA	WEIGHT
MATERIAL LIST FOR WORKSHOP					12 <sup>2</sup>	150ft
Tekla structure			DRAWING No. wp80			
			JOB No.	BLVD	DESCRIPTION	PART DRAWIN
			DRAWN BY		REVISION No.	1
			DATE DRAWN	02/02/2016	REVISION DATE	08/FEB/201



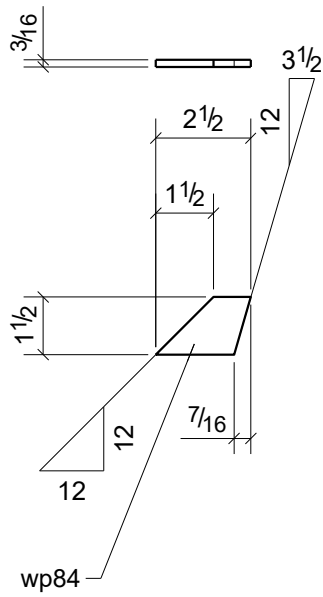
						4	GT1
						Qty.	In Assembly
wp81	FL3/16"X1 1/2"	A36	4	2'-9"	107	3	
MARK	SIZE	GRADE	QTY.	LENGTH	AREA	WEIGHT	
MATERIAL LIST FOR WORKSHOP					TOTALS	428 <sup>2</sup>	160ft
Tekla structure			DRAWING No.		wp81		
			JOB No.		BLVD	DESCRIPTION	PART DRAWIN
			DRAWN BY			REVISION No.	
			DATE DRAWN		02/18/2016	REVISION DATE	



						1	M34
						Qty.	In Assembly
wp82	PL 1/8" X 6 7/8"	A36	1	0'-6 7/8"	98	2	
MARK	SIZE	GRADE	QTY.	LENGTH	AREA	WEIGHT	
MATERIAL LIST FOR WORKSHOP					TOTALS	98	12ft
Tekla structure			DRAWING No.		wp82		
			JOB No.	BLVD	DESCRIPTION	PART DRAWIN	
			DRAWN BY		REVISION No.		
			DATE DRAWN	02/25/2016	REVISION DATE		

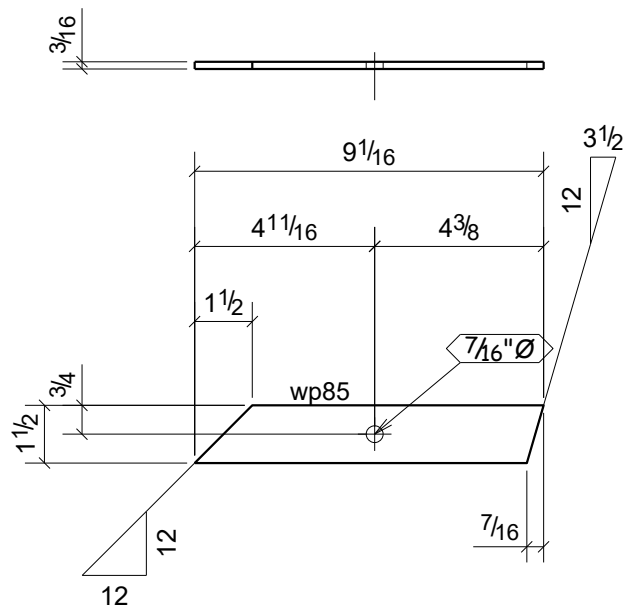


						1	M37
						Qty.	In Assembly
wp83	PL 1/8" X 6 7/8"	A36	1	0'-7"	100	2	
MARK	SIZE	GRADE	QTY.	LENGTH	AREA	WEIGHT	
MATERIAL LIST FOR WORKSHOP					TOTALS	100	12ft
Tekla structure			DRAWING No.		wp83		
			JOB No.	BLVD	DESCRIPTION	PART DRAWIN	
			DRAWN BY		REVISION No.		
			DATE DRAWN	02/25/2016	REVISION DATE		



					2	HR6
					Qty.	In Assembly
wp84	FL3/16"X1 1/2"	A36	2	0'-2 1/2"	6	0
MARK	SIZE	GRADE	QTY.	LENGTH	AREA	WEIGHT
MATERIAL LIST FOR WORKSHOP					12 <sup>2</sup>	150ft
Tekla structure			DRAWING No.		wp84	
			JOB No.	BLVD	DESCRIPTION	PART DRAWIN
			DRAWN BY		REVISION No.	1
			DATE DRAWN	02/02/2016	REVISION DATE	08/FEB/201

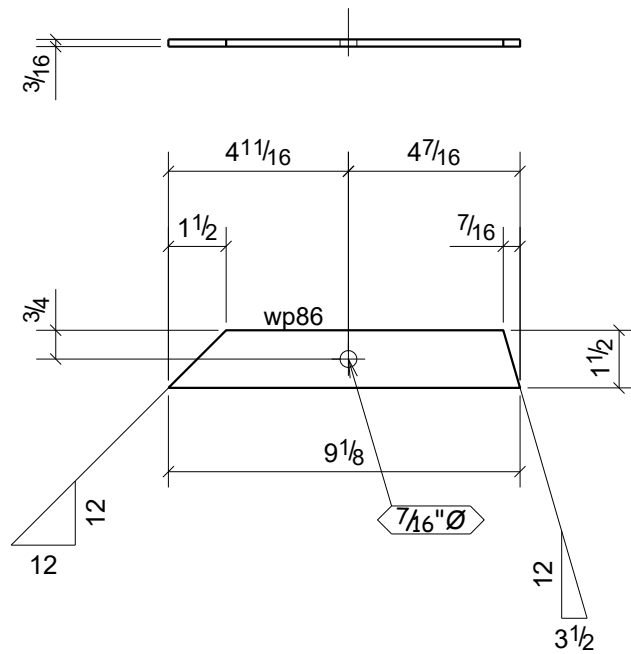




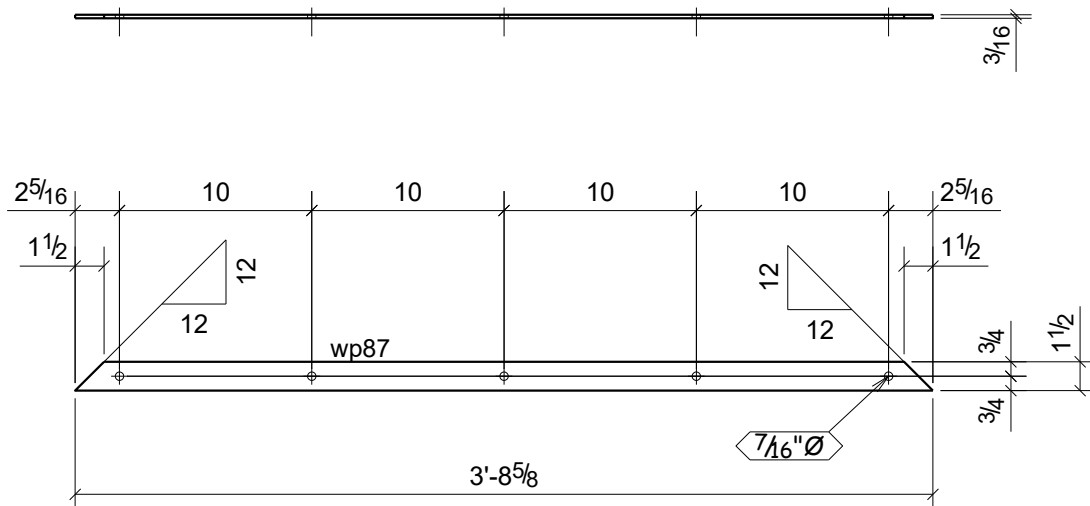
2	HR7
Qty.	In Assembly

wp85	FL3/16"X1 1/2"	A36	2	0'-9 1/16"	28	1
MARK	SIZE	GRADE	QTY.	LENGTH	AREA	WEIGHT
MATERIAL LIST FOR WORKSHOP					56	15/ft

Tekla structure	.	DRAWING No.		wp85		
		JOB No.	BLVD	DESCRIPTION	PART DRAWIN	
		DRAWN BY		REVISION No.	1	
		DATE DRAWN	02/02/2016	REVISION DATE	08/FEB/201	



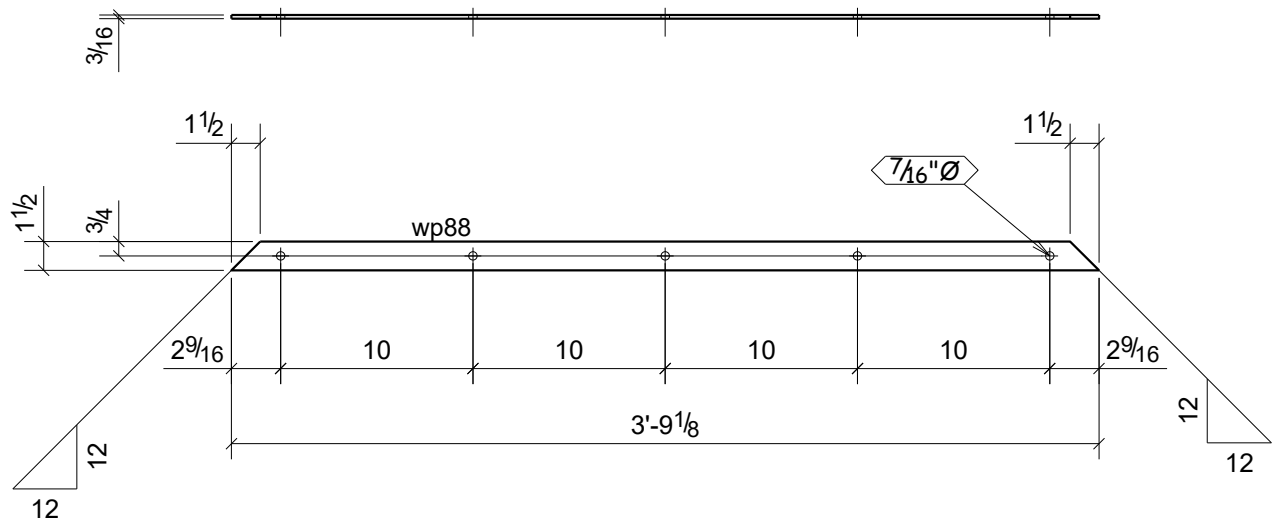
						2	HR7
						Qty.	In Assembly
wp86	FL3/16"X1 1/2"	A36	2	0'-9 1/8"	28	1	
MARK	SIZE	GRADE	QTY.	LENGTH	AREA	WEIGHT	
MATERIAL LIST FOR WORKSHOP					TOTALS	57 <sup>2</sup>	154/ft
Tekla structure			DRAWING No.		wp86		
			JOB No.	BLVD	DESCRIPTION	PART DRAWIN	
			DRAWN BY		REVISION No.	1	
			DATE DRAWN	02/02/2016	REVISION DATE	08/FEB/201	



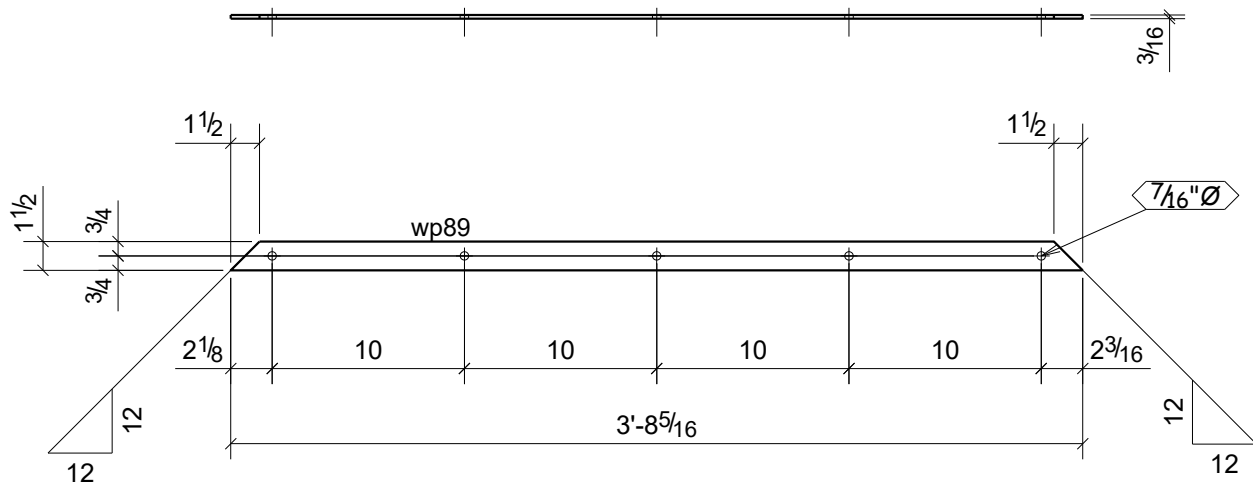
20	HR1
16	HR2
Qty.	In Assembly

wp87	FL3/16"X1 1/2"	A36	36	3'-8 5/8"	146	3
MARK	SIZE	GRADE	QTY.	LENGTH	AREA	WEIGHT
MATERIAL LIST FOR WORKSHOP					TOTALS	5266 <sup>2</sup>
						124ft

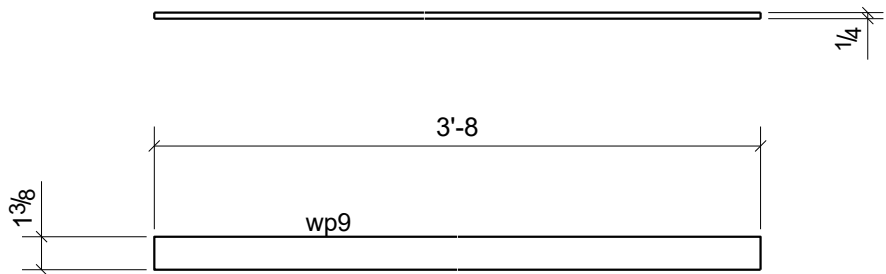
Tekla structure	.	DRAWING No.		wp87		
		JOB No.	BLVD	DESCRIPTION	PART DRAWIN	
		DRAWN BY		REVISION No.		
		DATE DRAWN	02/02/2016	REVISION DATE		



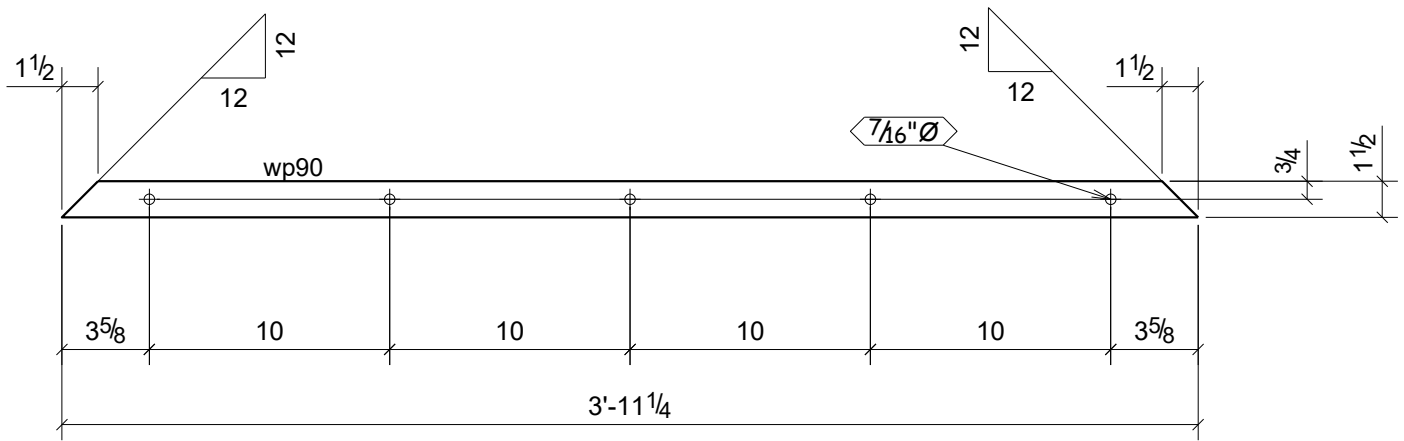
						4	HR19
						Qty.	In Assembly
wp88	FL3/16"X1 1/2"	A36	4	3'-9 1/8"	148	3	
MARK	SIZE	GRADE	QTY.	LENGTH	AREA	WEIGHT	
MATERIAL LIST FOR WORKSHOP					TOTALS	592 <sup>2</sup>	144ft
Tekla structure			DRAWING No.		wp88		
			JOB No.	BLVD	DESCRIPTION	PART DRAWIN	
			DRAWN BY		REVISION No.		
			DATE DRAWN	02/02/2016	REVISION DATE		



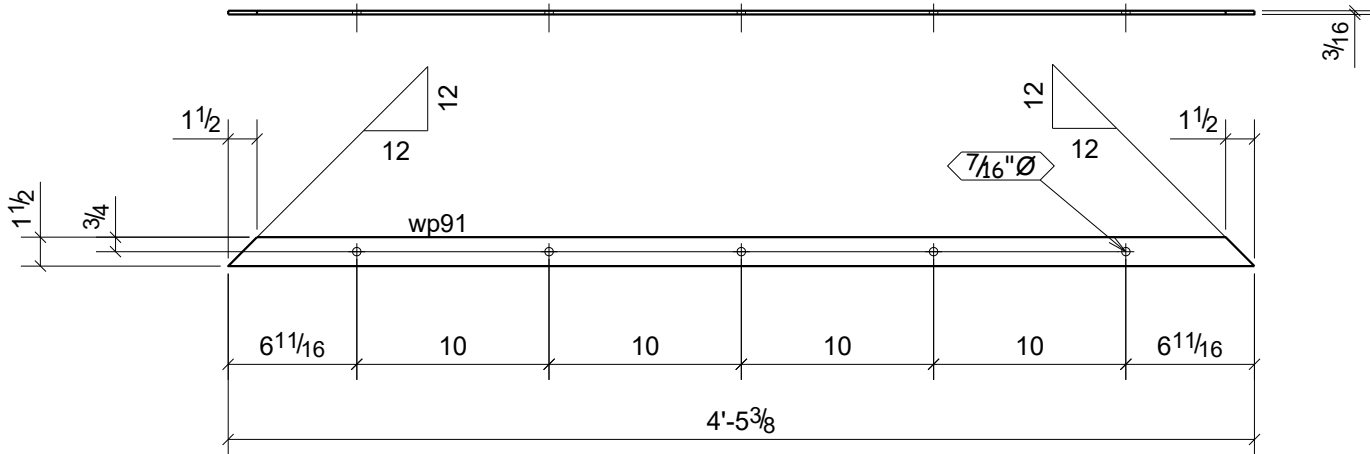
						8	HR21
						Qty.	In Assembly
wp89	FL3/16"X1 1/2"	A36	8	3'-8 5/16"	145	3	
MARK	SIZE	GRADE	QTY.	LENGTH	AREA	WEIGHT	
MATERIAL LIST FOR WORKSHOP					TOTALS	1162 <sup>2</sup>	27/ft
Tekla structure			DRAWING No.		wp89		
			JOB No.	BLVD	DESCRIPTION	PART DRAWIN	
			DRAWN BY		REVISION No.		
			DATE DRAWN	02/02/2016	REVISION DATE		



						1	ST1
						Qty.	In Assembly
wp9	PL1/4"X1 3/8"	A36	1	3'-8"	144	4	
MARK	SIZE	GRADE	QTY.	LENGTH	AREA	WEIGHT	
MATERIAL LIST FOR WORKSHOP					TOTALS	144 <sup>2</sup>	144 <sup>2</sup>
Tekla structure				DRAWING No.	wp9		
				JOB No.	BLVD	DESCRIPTION	PART DRAWIN
				DRAWN BY		REVISION No.	1
				DATE DRAWN	11/24/2015	REVISION DATE	08/FEB/201

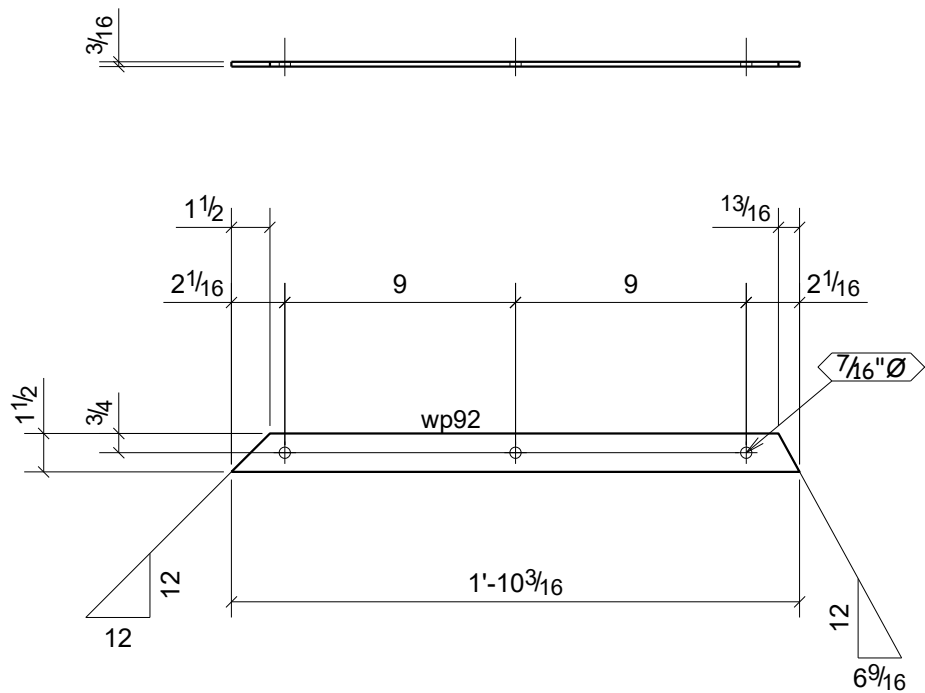


						20	HR18
						Qty.	In Assembly
wp90	FL3/16"X1 1/2"	A36	20	3'-11 1/4"	155	4	
MARK	SIZE	GRADE	QTY.	LENGTH	AREA	WEIGHT	
MATERIAL LIST FOR WORKSHOP					TOTALS	3106 <sup>2</sup>	750ft
Tekla structure				DRAWING No.	wp90		
				JOB No.	BLVD	DESCRIPTION	PART DRAWIN
				DRAWN BY		REVISION No.	
				DATE DRAWN	02/02/2016	REVISION DATE	

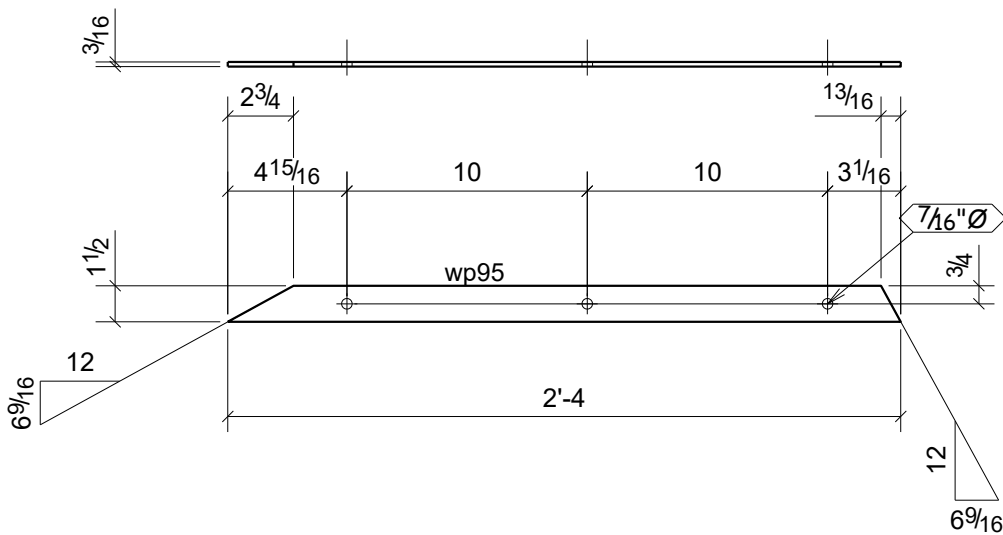


						8	HR20
						Qty.	In Assembly
wp91	FL3/16"X1 1/2"	A36	8	4'-5 3/8"	176	4	
MARK	SIZE	GRADE	QTY.	LENGTH	AREA	WEIGHT	
MATERIAL LIST FOR WORKSHOP					TOTALS	1407 <sup>2</sup>	333 <sup>lb</sup>
Tekla structure 0 0			DRAWING No.		wp91		
			JOB No.		BLVD	DESCRIPTION	PART DRAWIN
			DRAWN BY			REVISION No.	
			DATE DRAWN		02/02/2016	REVISION DATE	

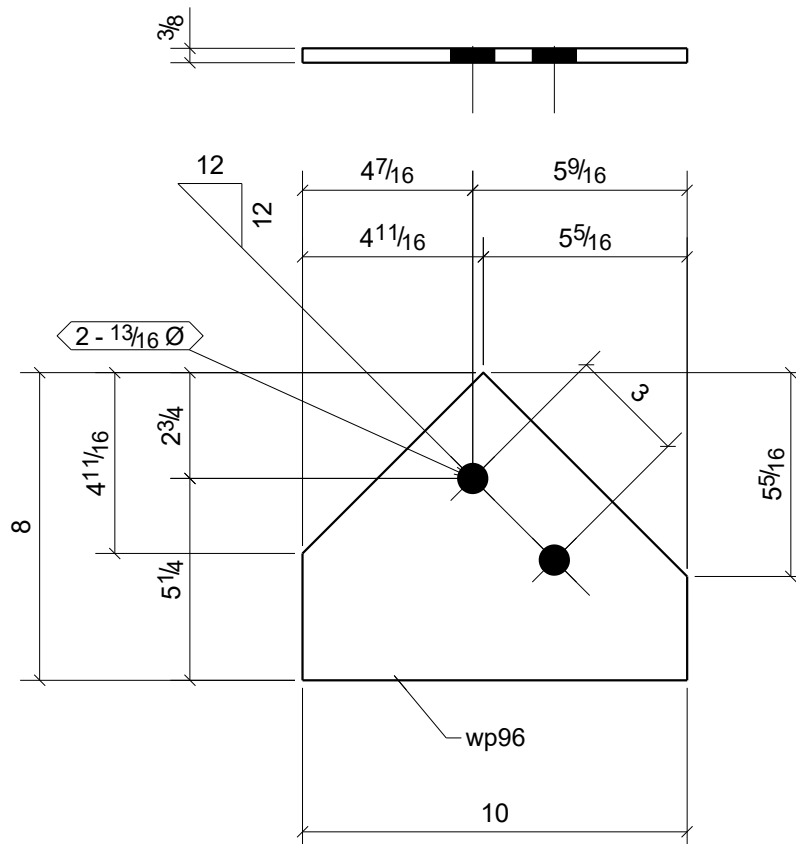




					2	HR4
					Qty.	In Assembly
wp92	FL3/16"X1 1/2"	A36	2	1'-10 3/16"	72	2
MARK	SIZE	GRADE	QTY.	LENGTH	AREA	WEIGHT
MATERIAL LIST FOR WORKSHOP					TOTALS	143 <sup>2</sup> 153ft
Tekla structure			DRAWING No.		wp92	
			JOB No.	BLVD	DESCRIPTION	PART DRAWIN
			DRAWN BY		REVISION No.	1
			DATE DRAWN	02/02/2016	REVISION DATE	08/FEB/201



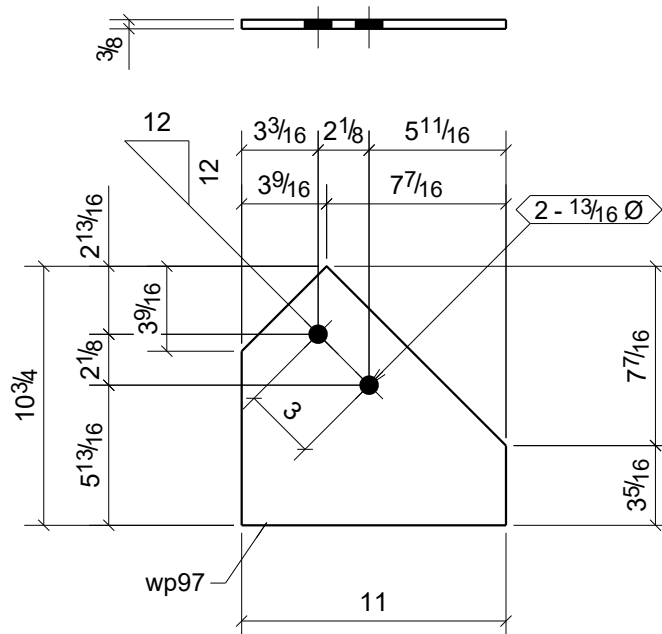
						6	HR4
						Qty.	In Assembly
wp95	FL3/16"X1 1/2"	A36	6	2'-4"	89	2	
MARK	SIZE	GRADE	QTY.	LENGTH	AREA	WEIGHT	
MATERIAL LIST FOR WORKSHOP					TOTALS	536 <sup>2</sup>	150ft
Tekla structure			DRAWING No.		wp95		
			JOB No.	BLVD	DESCRIPTION	PART DRAWIN	
			DRAWN BY		REVISION No.	1	
			DATE DRAWN	02/02/2016	REVISION DATE	08/FEB/201	



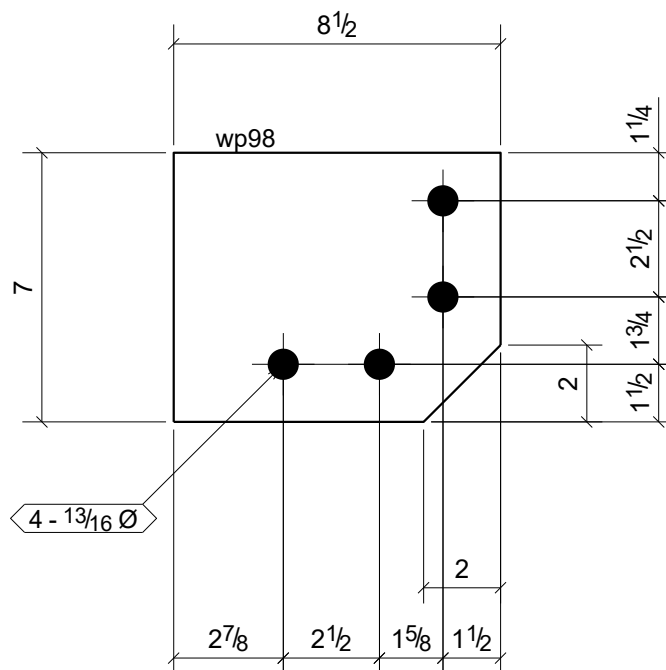
1	C1
1	C2
1	C3
1	C4
2	C5
2	C6
2	C7
2	C8
Qty.	In Assembly

wp96	FL3/8"X8"	A36	12	0'-10"	121	6
MARK	SIZE	GRADE	QTY.	LENGTH	AREA	WEIGHT
MATERIAL LIST FOR WORKSHOP					TOTALS	145.42
						760ft

Tekla structure	DRAWING No. wp96					
	JOB No.		BLVD	DESCRIPTION	PART DRAWIN	
	DRAWN BY			REVISION No.	1	
	DATE DRAWN		01/21/2016	REVISION DATE	08/FEB/201	

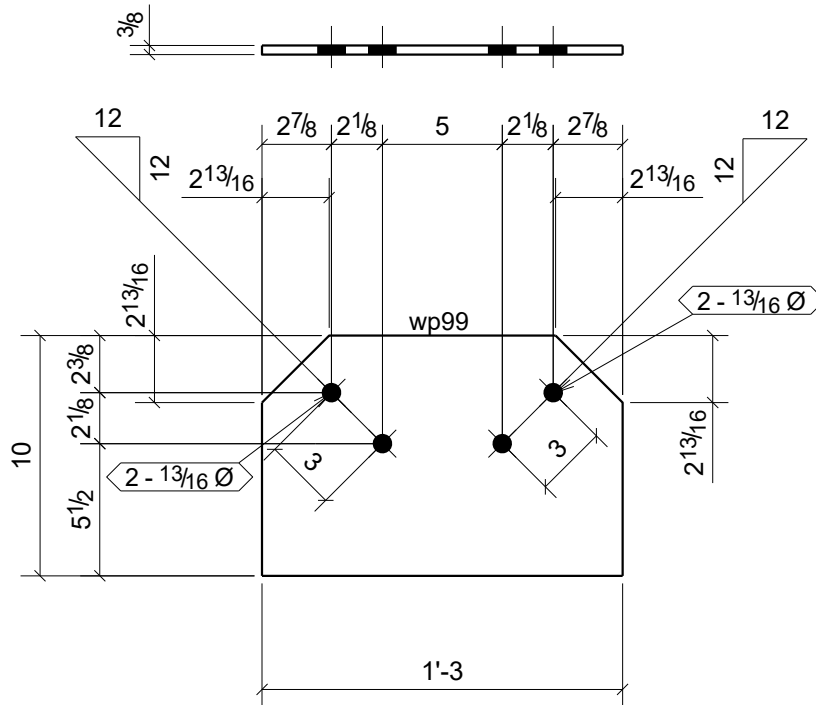


						4	ST1
						Qty.	In Assembly
wp97	PL3/8"X10 3/4"	A36	4	0'-11"	183	9	
MARK	SIZE	GRADE	QTY.	LENGTH	AREA	WEIGHT	
MATERIAL LIST FOR WORKSHOP					TOTALS	731 <sup>2</sup>	360ft
Tekla structure				DRAWING No.	wp97		
				JOB No.	BLVD	DESCRIPTION	PART DRAWIN
				DRAWN BY		REVISION No.	1
				DATE DRAWN	02/08/2016	REVISION DATE	08/FEB/201



1	C4
Qty.	In Assembly
130	8
130 <sup>2</sup>	130ft

wp98	FL1/2"X7"	A36	1	0'-8 1/2"	130	8
MARK	SIZE	GRADE	QTY.	LENGTH	AREA	WEIGHT
MATERIAL LIST FOR WORKSHOP					TOTALS	
					130 <sup>2</sup>	130ft
Tekla structure			DRAWING No. wp98			
			JOB No.	BLVD	DESCRIPTION	PART DRAWIN
			DRAWN BY		REVISION No.	1
			DATE DRAWN	01/21/2016	REVISION DATE	08/FEB/201



						1	ST1
						Qty.	In Assembly
wp99	FL3/8"X10"	A36	1	1'-3"	302	15	
MARK	SIZE	GRADE	QTY.	LENGTH	AREA	WEIGHT	
MATERIAL LIST FOR WORKSHOP					TOTALS	302	15
Tekla structure			DRAWING No. wp99				
.			JOB No.	BLVD	DESCRIPTION	PART DRAWIN	
0			DRAWN BY		REVISION No.	1	
0			DATE DRAWN	02/08/2016	REVISION DATE	08/FEB/201	